WORLD TRADE ORGANIZATION

G/AG/GEN/86/Rev.36

18 October 2019

(19-6836)

Committee on Agriculture

COMPLIANCE WITH NOTIFICATION OBLIGATIONS

NOTE BY THE SECRETARIAT[1]

Revision

The present document has been prepared to assist the consideration of agenda item "overdue notifications" during the October 2019 meeting of the Committee on Agriculture. It reflects Members' compliance with their regular notification obligations as of 17 October 2019.[2]

In preparing this overview, the Secretariat has largely relied on the Agriculture Information Management System (AG-IMS).[3]

---

[1] This document has been prepared under the Secretariat's own responsibility and is without prejudice to the positions of Members or to their rights and obligations under the WTO.

[2] G/AG/2 and G/AG/2/Add.1 refer. This document therefore does not reflect the status of *ad hoc* notification requirements, i.e. those relating to: (i) the triggering of the special safeguard provisions (Tables MA:3 and MA:4); (ii) the introduction or modification of domestic support measures for which exemption from reduction commitments is claimed (Table DS:2); and (iii) export prohibitions and restrictions (Table ER:1).

[3] Available online at http://agims.wto.org.

TABLE OF CONTENTS

1 NOTIFICATION REQUIREMENTS 3

1.1 Annual Notification Obligations 4

1.1.1 Table MA:1 notifications, comprehensive one-off (Implementation of tariff and other quota commitments; Article 18.2 – 30 days) 5

1.1.2 Table MA:2 notifications (Imports under tariff and other quotas; Article 18.2 – 60 days) ... 5

1.1.3 Table MA:5 notifications (Special Safeguard; Articles 5.7 and 18.2 – 30 days) 6

1.1.4 Table DS:1 notifications (Domestic support; Article 18.2 – 90 days or 120 days if the initial notification is provisional) 7

1.1.5 Table ES:1 notifications (Export subsidies; Article 18.2 – 60 days or 120 days if the initial notification is provisional) 7

1.1.6 Table ES:2 notifications (Total exports; Articles 10 and 18.2 – 120 days) 8

1.2 Other Regular Notification Obligations Applicable only upon Maintenance of Specific Measures 8

1.2.1 Table ES:3 notifications (Food aid volumes; Articles 10 and 18.2 – 120 days) 8

1.2.2 Table NF:1 notifications (Food and other aid in the context of the Marrakesh Decision; Article 16.2 – 60 days) 9

1.3 Symbols and Abbreviations 9

2 COMPLIANCE WITH ANNUAL NOTIFICATION OBLIGATIONS 10

2.1 Tariff and Other Quota Commitments (Tables MA:1 and MA:2) 10

2.2 Special Safeguard (Table MA:5) 11

2.3 Domestic Support (Table DS:1) 13

2.4 Export Subsidies: Budgetary Outlays and Quantity Reduction Commitments (Table ES:1) ... 17

2.5 Export Subsidies: Notification of Total Exports (Table ES:2) 22

3 OTHER REGULAR NOTIFICATION OBLIGATIONS APPLICABLE ONLY UPON MAINTENANCE OF SPECIFIC MEASURES 23

3.1 Export Subsidies: Notification of the Total Volume of Food Aid (Table ES:3), 2006-2018 23

3.2 Notification under Article 16.2 of the Agreement on Agriculture (Table NF:1), 2006-2018 24

1 NOTIFICATION REQUIREMENTS

1.1. There is a total of 12 distinct notification requirements applicable in the domain of agriculture covering the following five areas: (i) Market access (Tables MA:1 to MA:5), (ii) Domestic support (Tables DS:1 to DS:2), (iii) Export subsidies (Tables ES:1 to ES:3), (iv) Export prohibitions or restrictions (Table ER:1), and (v) Follow-up to the Marrakesh NFIDC Decision (Table NF:1). The applicability of a notification requirement to a Member is largely dependent on the specific commitments it has assumed under the Agreement on Agriculture. In many cases a limited number of notification requirements will apply for a particular Member. Simultaneously, there are a few notification requirements especially in the area of agricultural subsidization (i.e. Tables DS:1 and ES:1) that apply to all WTO Members.

1.2. Out of the 12 notification requirements, there are five "regular" or "annual" notification requirements, namely: Table MA:2, Table MA:5, Table DS:1, Table ES:1 and Table ES:2. Annual notifications are required to be submitted no later than a certain number of days following the end of the year in question. The deadlines for submission of notifications vary per type of notification and are indicated below. For additional details refer to document G/AG/2.

1.3. As of 17 October 2019, a total of 4,768 agriculture notifications (including addenda, corrigenda and revision) have been submitted to the WTO. The number of notifications submitted to the WTO experienced a sharp decrease from 2002 to 2007, from the year 2008 onwards the number of notifications submitted annually increased with varying levels in recent years. 2019 is poised to be the year with the highest number of submitted notifications with a total of 371 (Figure 1).

Figure 1: Notifications submitted to the WTO (1995-2019*)

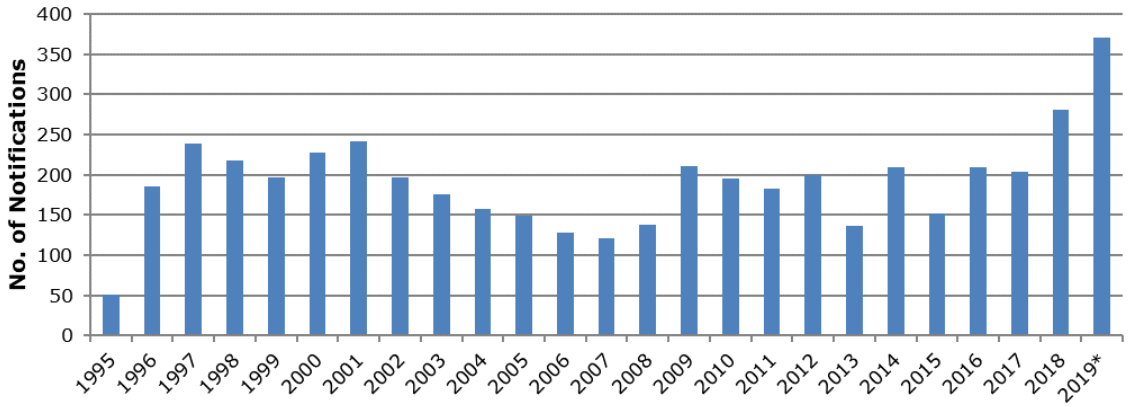

* Until 17 October 2019.

1.4. For the period 1995-2017, there are a total of 1,895 outstanding regular notifications which represents around 25% of expected notifications.[4] Out of the five annual notification requirements, Domestic Support (Table DS:1) and Export Subsidy (Table ES:1) notifications have the highest number of outstanding notifications with 34% (811 notifications) and 31% (859 notifications) of notifications pending, respectively.

[4] "*Ad hoc*" notification obligations applicable only upon maintenance of a specific measure (e.g. Table ER:1 required upon the application of export restrictions) as well as the annual notifications where it was not possible to determine a priori whether the concerned notification requirement would be applicable (e.g. Table NF:1 applicable to donor Members only) are excluded.

Figure 2: Total outstanding notifications per type of notification requirement (1995-2017)

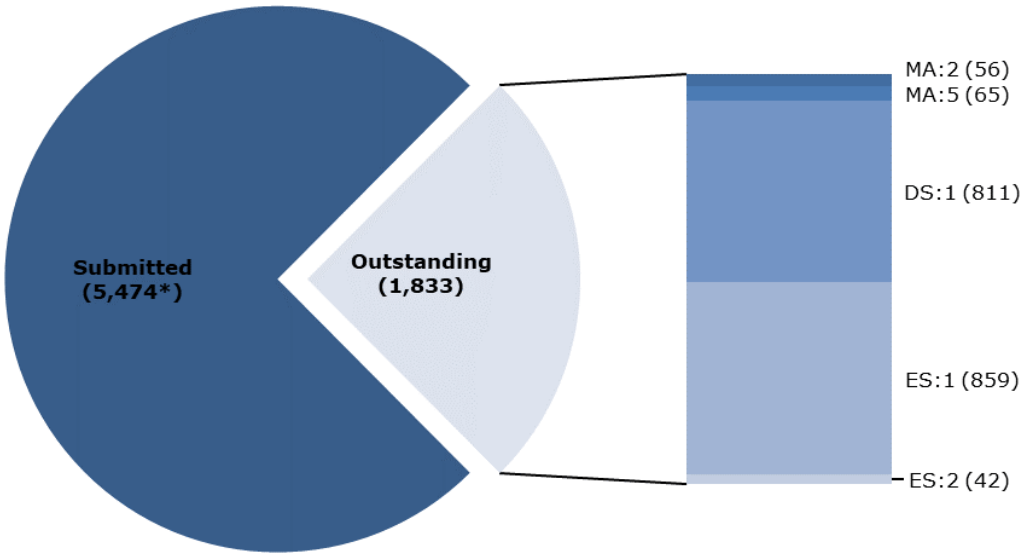

* This number represents reported years and does not necessarily match the number of notifications submitted on the same period since some notifications covered more than one year.

1.5. Figure 3 below shows the number of outstanding notifications according to the category of Members (i.e. developed country, developing country and least developed country Members (LDCs)). Out of the 164 WTO Members, nine are developed country Members[5] with 44 annual notification requirements, whereas the remaining 127 Member are developing country Members (including LDCs) with 337 annual notification requirements.

Figure 3: Number of outstanding notifications per type of Member (1995-2017)

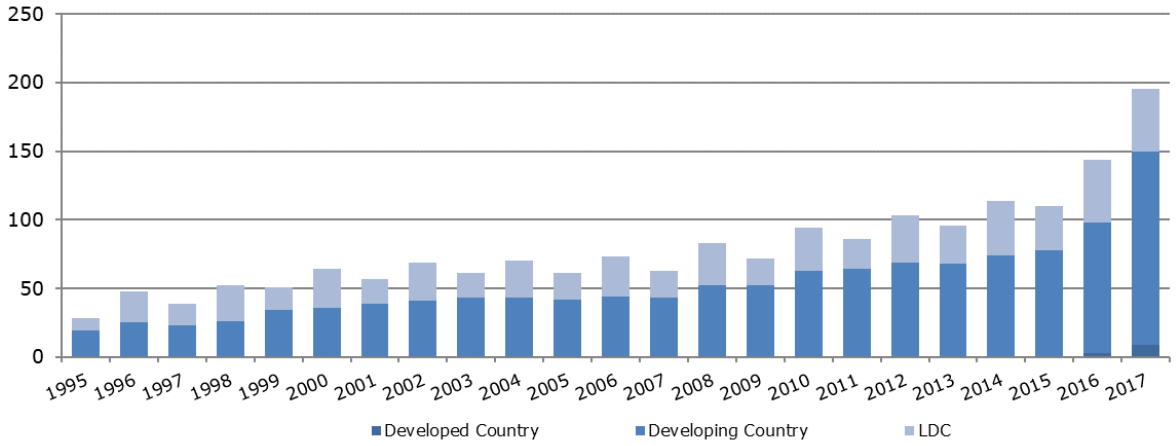

1.1 Annual Notification Obligations

1.6. The time limits for notifications covering the 1995-2017 implementation years have now passed. The seven tables contained in part 2 of this document (Compliance with annual notification obligations) show the Members' compliance with their notification requirements. The tables show only those Members to whom the notification requirement applies. The last column on each table

[5] The European Union and its member States were counted as one Member.

shows the percentage of compliance by Member for the corresponding notification requirement. The tables contain information pertaining to the last 18 years (2001-2018). The column concerning the 2018 implementation year is provided for information only and does not necessarily indicate that the notifications are now due. The full-time series (1995-2018) of compliance information is available in the "Compliance with notification obligations" section of the Agriculture Information Management System (http://agims.wto.org).

1.7. Members' compliance with their notification obligations varies greatly and compliance also varies by type of notification. Few Members are 100% compliant with all their notification requirements and there is an important percentage of Members whose compliance with some of their notification obligations is 0% (30 Members in DS:1 and 24 Members in ES:1) (Table 1).

Table 1: Compliance with notifications per tiers (1995-2017)

Per Cent Compliance	MA:2		MA:5		DS:1		ES:1		ES:2	
	Members	%	Members	%	Members	%	Members	%	Members	%
100%	26	65	22	67	28	21	46	34	19	70
≥50% but <100%	13	32	9	27	57	42	50	37	7	26
>0% but <50%	1	3	1	3	20	15	15	11	1	4
0%	0	0	1	3	30	22	24	18	0	0
Total	40	100	33	100	135	100	135	100	27	100

Note: Compliance is based on notifications issued as of 17 October 2019. It does not take into account timeliness or qualitative aspects of the notifications.

1.1.1 Table MA:1 notifications, comprehensive one-off (Implementation of tariff and other quota commitments; Article 18.2 – 30 days)

1.8. Table MA:1 notifications are required to have been submitted by all Members with tariff and other quota commitments, either in advance or within 30 days of the first opening of the tariff quotas concerned. Subsequent changes to the administration of tariff and other quotas are included in ad-hoc Table MA:1 notifications to be made within 30 days following the change.

1.1.2 Table MA:2 notifications (Imports under tariff and other quotas; Article 18.2 – 60 days)

1.9. Table MA:2 notifications are required to be submitted annually by Members with tariff and other quota commitments specified in Section I-B (or Section I-A) of Part I of their Schedules for the products concerned.

1.10. For the period 1995-2017 there are 56 Table MA:2 notifications outstanding which represent 7% of the total MA:2 notifications expected for this period. Out of the 40 Members with this notification obligation, 26 (65%) are up to date with their notifications, whereas 13 Members (32%) have compliance rates between 50% and 99%, and only one Member is below the 50% threshold (Figure 4).

Figure 4: Compliance with MA:2 notifications,1995-2017 (Number of Members)

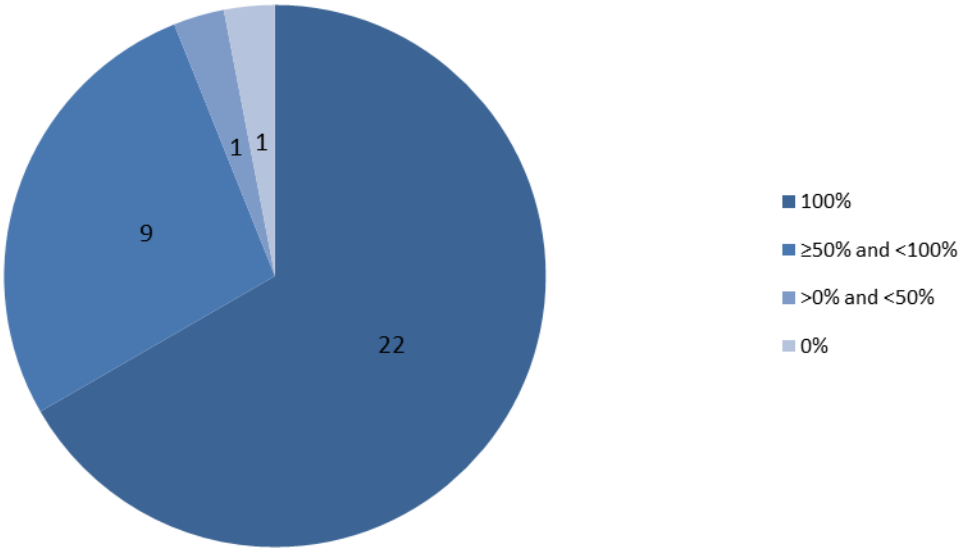

1.1.3 Table MA:5 notifications (Special Safeguard; Articles 5.7 and 18.2 – 30 days)

1.11. Table MA:5 notifications are required to be submitted annually by Members that have reserved the right to have recourse to the Special Safeguard provisions as indicated in Section I-A of Part I of their Schedules.

1.12. For the period 1995-2017 there are 65 Table MA:5 notifications outstanding which represents 9% of the total MA:5 notifications expected for this period. Out of 33 Members with this notification obligation, 22 Members (67%) are up to date with their obligations for the reported period. A total of nine Members (27%) have a compliance rate between 50% and 99%, one Member has a compliance rate between 1% and 49%, while another Member has a zero-compliance rate (Figure 5).

Figure 5: Compliance with MA:5 notifications,1995-2017 (Number of Members)

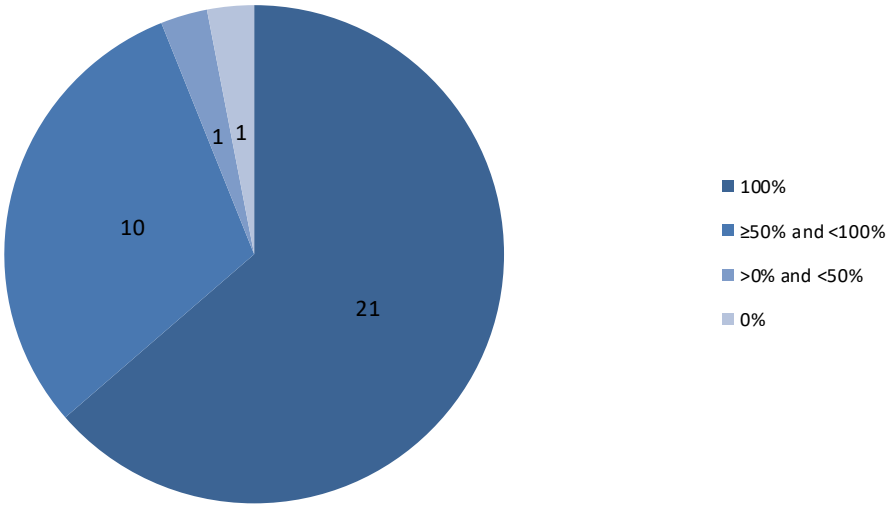

1.1.4 Table DS:1 notifications (Domestic support; Article 18.2 – 90 days or 120 days if the initial notification is provisional)

1.13. Table DS:1 notifications are required to be submitted annually by Members with base and annual commitment levels specified in Section I of Part IV of their Schedules. All other Members, except Least-Developed Country (LDC) Members, should submit an annual Table DS:1 notification.[6] LDC Members are required to submit Supporting Tables DS:1 to DS:3 every other year (indicated by the symbol "(NA)").

1.14. For the period 1995-2017 there are 828 Table DS:1 notifications outstanding. This notification has the highest percentage of outstanding notifications where 34% of Table DS:1 notifications remain outstanding (811). The compliance rates for Table DS:1 vary greatly. There are 28 Members (21%) with 100% compliance, and 30 Members (22%) with compliance rates at 0% (Figure 6).

Figure 6: Compliance with DS:1 notifications, 1995-2017 (Number of Members)

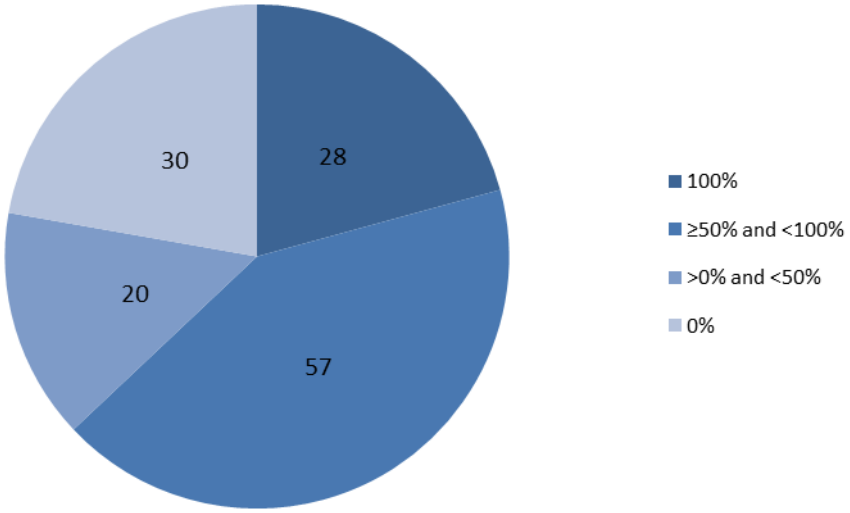

1.1.5 Table ES:1 notifications (Export subsidies; Article 18.2 – 60 days or 120 days if the initial notification is provisional)

1.15. Table ES:1 notifications are required to be submitted annually by Members with base and annual commitment levels specified in Section II of Part IV of their Schedules. Members with no such scheduled commitments are required to submit an annual notification (within 30 days following the end of the year in question) in the form of a statement confirming that no export subsidies exist or, in the case of developing country Members using certain export subsidies pursuant to Article 9.4, in the form of Supporting Table ES:2.

1.16. For the period 1995-2017 there are 859 Table ES:1 notifications outstanding which represents 31% of the total ES:1 notifications expected for this period. Like Table DS:1 compliance, Table ES:1 compliance rates vary greatly. A total of 46 Members (34%) have submitted all their corresponding notifications, whereas 24 Members (18%) have a 0% compliance rate (Figure 7).

[6] As provided for in G/AG/2 and at the request of a developing country Member, the Committee may set aside this requirement other than in respect of Supporting Tables DS:1 to DS:3.

Figure 7: Compliance with ES:1 notifications, 1995-2017 (Number of Members)

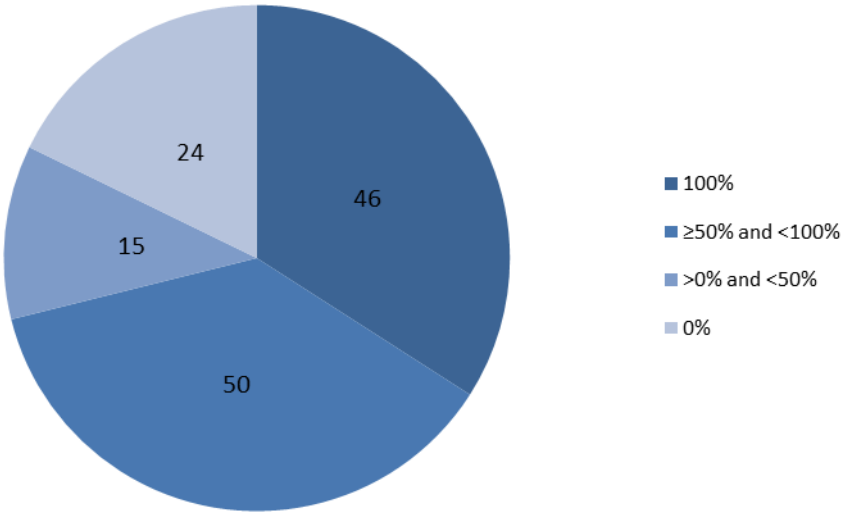

1.1.6 Table ES:2 notifications (Total exports; Articles 10 and 18.2 – 120 days)

1.17. Table ES:2 notifications are required to be submitted annually by Members with export subsidy commitments specified in Section II of Part IV of their Schedules and by "significant exporters" as listed in G/AG/2/Add.1.

1.18. For the period 1995-2017 there are 42 Table ES:2 notifications outstanding which represents 7% of the total ES:2 notifications expected for this period. A total of 19 Members (70%) have submitted all of their corresponding Table ES:2 notifications. Additionally, 7 Members (26%) have a compliance rate between 50% and 99%. The remaining Member has a compliance rate between 1% and 49% (Figure 8).

Figure 8: Compliance with ES:2 notifications, 1995-2017 (Number of Members)

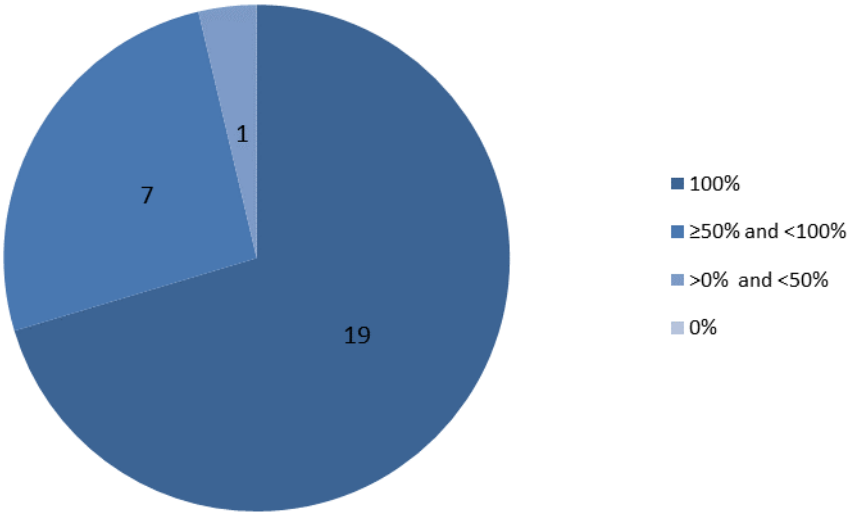

1.2 Other Regular Notification Obligations Applicable only upon Maintenance of Specific Measures

1.2.1 Table ES:3 notifications (Food aid volumes; Articles 10 and 18.2 – 120 days)

1.19. Table ES:3 notifications are required to be submitted annually by all food donor Members for all donated products (except for those products in respect of which this information must be notified

under Table ES:1). No "nil return" is required from Members that do not provide food aid. From 1995 to 17 October 2019, a total of 217 Table ES:3 notifications have been submitted to the WTO (including addenda, corrigenda and revisions).

1.2.2 Table NF:1 notifications (Food and other aid in the context of the Marrakesh Decision; Article 16.2 – 60 days)

1.20. Table NF:1 notifications are required by all donor Members in respect of actions taken within the framework of the Decision on Measures Concerning the Possible Negative Effects of the Reform Programme on Least-Developed and Net Food-Importing Developing Countries. No "nil return" is required from Members that do not provide food aid or other assistance to the countries concerned. From 1995 to 17 October 2019, a total of 212 Table NF:1 notifications have been submitted to the WTO (including addenda, corrigenda and revisions).

1.3 Symbols and Abbreviations

A blank space (" ") indicates that the notification is outstanding.

A hyphen ("--") indicates for Table NF:1 and Table ES:3 notifications that no notification was submitted.

A capital "x" ("**X**") indicates that a notification has been issued. No assessment on the content or quality of the notification with respect to requirements is made or implied.

A capital "x" followed by a superscripted star ("**X***") indicates that the one-off Table MA:1 notification has been revised or supplemented.

A capital "p" ("**P**") indicates that a notification has been received and is either being processed or pending for want of feedback from the notifying Member. A pending notification will be marked as "P" for a maximum period of six months.

A capital "n" and a capital "a" ("**NA**") indicates that the requirement was not applicable during the period covered either because there were no relevant commitments (e.g. tariff quotas) or because the Member concerned was not yet a WTO Member.

A capital "n" and a capital "a" in brackets ("**(NA)**") indicates that domestic support notifications are required every second year from LDC Members.

Shaded cells indicate that the Member concerned has a scheduled domestic support and/or an export subsidy reduction commitment.

EU refers to the European Union as follows: EU-15 from 1995, EU-25 from 2004, EU-27 from 2007 and EU-28 from 2013.

Switzerland in all tables refers to Switzerland-Liechtenstein, except in NF:1 notifications.

2 COMPLIANCE WITH ANNUAL NOTIFICATION OBLIGATIONS

2.1 Tariff and Other Quota Commitments (Tables MA:1 and MA:2)

		MA:1	MA:2																		
		One-off	2001	2002	2003	2004	2005	2006	2007	2008	2009	2010	2011	2012	2013	2014	2015	2016	2017	2018	Compliance (%)[7]
1	Australia	X*	X	X	X	X	X	X	X	X	X	X	X	X	X	X	X	X	X	X	100
2	Barbados	X*																			26
3	Brazil	X	X	X	X	X	X	X	X	X	X	X	X	X	X	X	X	X	X		100
4	Canada	X*	X	X	X	X	X	X	X	X	X	X	X	X	X	X	X	X	X		100
5	Chile	X*	X	X	X	X	X	X	X	X	X	X	X	X	X	X	X	X	X		100
6	China	X*	NA	X	X	X	X	X	X	X	X	X	X	X	X	X	X	X	X		100
7	Colombia	X*	X	X	X	X	X	X	X	X	X	X	X	X	X	X	X	X	X	X	100
8	Costa Rica	X*	X	X	X	X	X	X	X	X	X	X	X	X	X	X	X	X	X	X	100
9	Dominican Republic	X	X	X	X	X	X	X	X	X	X	X	X	X							74
10	Ecuador	X*	X	X	X	X	X	X	X	X	X	X	X	X	X	X	X	X			95
11	El Salvador	X*	X	X	X	X	X	X	X	X	X	X	X	X	X	X	X				91
12	European Union	X*	X	X	X	X	X	X	X	X	X	X	X	X	X	X	X	X	X	X	100
13	Guatemala	X*	X	X	X	X	X	X	X	X	X	X	X	X	X	X	X	X	X		100
14	Iceland	X	X	X	X	X	X	X	X	X	X	X	X	X	X	X	X				91
15	India	X*	NA	NA	X	X	X	X	X	X	X	X	X	X	X	X	X	X	X	X	100
16	Indonesia	X*	X	X	X	X	X	X	X	X	X	X	X	X	X	X	X	X	X	X	100
17	Israel	X*	X	X	X	X	X	X	X	X	X	X	X	X	X	X	X	X	X	X	100
18	Japan	X*	X	X	X	X	X	X	X	X	X	X	X	X	X	X	X	X	X		100
19	Kazakhstan	X	NA	NA	NA	NA	NA	NA	NA	NA	NA	NA	NA	NA	NA	NA	NA	X	X	X	100
20	Korea, Republic of	X*	X	X	X	X	X	X	X	X	X	X	X	X	X	X	X	P	P	P	91
21	Malaysia	X*	X	X	X	X	X	X	X	X	X	X	X	X	X	X	X	X			96
22	Mexico	X	X	X	X	X	X	X	X	X	X	X	X	X	X	X	X	X	X	X	100
23	Moldova, Republic of	X	NA	NA	NA	NA	NA	NA	NA	NA	X	X	X	X	X	X	X	X	P	P	89
24	Morocco	X	X	X	X	X	X	X	X	X	X	X	X								74
25	New Zealand	X*	X	X	X	X	X	X	X	X	X	X	X	X	X	X	X	X	X	X	100
26	Nicaragua	X	X	X	X	X	X	X	X	X	X	X	X	X	X	X	X	X	X	X	100
27	North Macedonia	X	NA	NA		X	X	X	X	X	X	X	X	X	X	X	X	X	X	X	93
28	Norway	X*	X	X	X	X	X	X	X	X	X	X	X	X	X	X	X	X	X	X	100

[7] The percentage of compliance takes into account the period 1995-2017. Detailed information on all years (1995-2018) is available in the "Compliance with notification obligations" section of the Agriculture Information Management System (http://agims.wto.org/).

		MA:1	MA:2																		
		One-off	2001	2002	2003	2004	2005	2006	2007	2008	2009	2010	2011	2012	2013	2014	2015	2016	2017	2018	Compliance (%)[7]
29	Panama	X*	X	X	X	X	X	X	X	X	X	X	X	X	X	X	X	X	X	X	100
30	Philippines	X*	X	X	X	X	X	X	X	X	X	X	X	X	X	X	X	X	X	X	100
31	Russian Federation	X*	NA	NA	NA	NA	NA	NA	NA	NA	NA	NA	NA	NA	X	X	X	X	X	X	100
32	South Africa	X*	X	X	X	X	X	X	X	X	X	X	X	X	X	X	X	X			96
33	Switzerland	X*	X	X	X	X	X	X	X	X	X	X	X	X	X	X	X	X	X		100
34	Chinese Taipei	X*	NA	X	X	X	X	X	X	X	X	X	X	X	X	X	X	X	X	X	100
35	Thailand	X*	X	X	X	X	X	X	X	X	X	X	X	X	X	X	X	X	X	X	100
36	Tunisia	X*	X	X	X	X	X	X	X	X	X	X	X	X	X	X	X	X	X	P	100
37	Ukraine	X*	NA	NA	NA	NA	NA	NA	NA		X	X	X	X	X	X	X	X	X	X	90
38	United States of America	X*	X	X	X	X	X	X	X	X	X	X	X	X	X	X	X	X	X		100
39	Venezuela, Bolivarian Republic of	X*	X				X	X	X	X					X						52
40	Viet Nam	X	NA	NA	NA	NA	NA	NA				X	X	X	X	X	X				55

2.2 Special Safeguard (Table MA:5)

		MA:5																		
		2001	2002	2003	2004	2005	2006	2007	2008	2009	2010	2011	2012	2013	2014	2015	2016	2017	2018	Compliance (%)[8]
1	Australia	X	X	X	X	X	X	X	X	X	X	X	X	X	X	X	X	X	X	100
2	Barbados	X	X	X	X	X	X	X	X	X				X	X	X	X			83
3	Botswana	X	X	X	X	X	X	X	X	X	X	X	X	X	X	X	X	X		100
4	Canada	X	X	X	X	X	X	X	X	X	X	X	X	X	X	X	X	X	X	100
5	Colombia	X	X	X	X	X	X	X	X	X	X	X	X	X	X	X	X	X	X	100
6	Costa Rica	X	X	X	X	X	X	X	X	X	X	X	X	X	X	X	X	X	X	100
7	Ecuador	X	X	X	X	X	X	X	X	X	X	X	X	X	X	X	X			95
8	El Salvador	X	X	X	X	X	X	X	X	X	X	X	X	X	X	X	X	X		100
9	Eswatini																			0
10	European Union	X	X	X	X	X	X	X	X	X	X	X	X	X	X	X	X	X	X	100
11	Guatemala	X	X	X	X	X	X	X	X	X	X	X	X	X	X	X				91
12	Iceland	X	X	X	X	X	X	X	X	X	X	X	X	X	X	X	X	X		100

[8] The percentage of compliance takes into account the period 1995-2017. Detailed information on all years (1995-2018) is available in the "Compliance with notification obligations" section of the Agriculture Information Management System (http://agims.wto.org/).

		MA:5																		
		2001	2002	2003	2004	2005	2006	2007	2008	2009	2010	2011	2012	2013	2014	2015	2016	2017	2018	Compliance (%)[8]
13	Indonesia	X	X	X	X	X	X	X	X	X	X	X	X	X	X	X	X	X	X	100
14	Israel	X	X	X	X	X	X	X	X	X	X	X	X	X	X	X	X	X		100
15	Japan	X	X	X	X	X	X	X	X	X	X	X	X	X	X	X	X	X	X	100
16	Korea, Republic of	X	X	X	X	X	X	X	X	X	X	X	X	X	X	X	X	X	X	100
17	Malaysia	X	X	X	X	X	X	X	X	X	X	X	X	X	X	X	X			96
18	Mexico	X	X	X	X	X	X	X	X	X	X	X	X	X	X	X	X	X	X	100
19	Morocco	X	X	X	X	X	X	X	X	X	X	X	X	X	X	X	X			96
20	Namibia	X	X	X	X	X	X	X	X	X										65
21	New Zealand	X	X	X	X	X	X	X	X	X	X	X	X	X	X	X	X	X	X	100
22	Nicaragua	X	X	X	X	X	X	X	X	X	X	X	X	X	X	X	X	X	X	100
23	Norway	X	X	X	X	X	X	X	X	X	X	X	X	X	X	X	X	X	X	100
24	Panama	X	X	X	X	X	X	X	X	X	X	X	X	X	X	X	X	X	X	100
25	Philippines	X	X	X	X	X	X	X	X	X	X	X	X	X	X	X	X	X		100
26	South Africa	X	X	X	X	X	X	X	X	X	X	X	X	X	X					87
27	Switzerland	X	X	X	X	X	X	X	X	X	X	X	X	X	X	X	X	X	X	100
28	Chinese Taipei	NA	X	X	X	X	X	X	X	X	X	X	X	X	X	X	X	X	X	100
29	Thailand	X	X	X	X	X	X	X	X	X	X	X	X	X	X	X	X	X	X	100
30	Tunisia	X	X	X	X	X	X	X	X	X	X	X	X	X	X	X	X	X	X	100
31	United States of America	X	X	X	X	X	X	X	X	X	X	X	X	X	X	X				91
32	Uruguay	X	X	X	X	X	X	X	X	X	X	X	X	X	X	X	X			96
33	Venezuela, Bolivarian Republic of																			17

2.3 Domestic Support (Table DS:1)

		DS:1																		
		2001	2002	2003	2004	2005	2006	2007	2008	2009	2010	2011	2012	2013	2014	2015	2016	2017	2018	Compliance (%)[9]
1	Afghanistan	NA	NA	NA	NA	NA	NA	NA	NA	NA	NA	NA	NA	NA	NA	NA	(NA)		(NA)	0
2	Albania	X	X	X	X	X	X	X	X	X	X			X				X		72
3	Angola	(NA)		(NA)		(NA)		(NA)		(NA)		(NA)		(NA)		(NA)		(NA)		0
4	Antigua and Barbuda																			0
5	Argentina	X	X	X	X	X	X	X	X	X	X	X	X	X	X	X	X			96
6	Armenia	NA	NA	X	X	X	X	X	X	X	X	X	X	X	X					80
7	Australia	X	X	X	X	X	X	X	X	X	X	X	X	X	X	X	X	X		100
8	Bahrain, Kingdom of	X	X	X	X	X	X	X	X	X	X	X	X	X	X	X	X	X	X	100
9	Bangladesh	(NA)	X	(NA)	X	(NA)	X	(NA)		(NA)		(NA)		(NA)		(NA)		(NA)		57
10	Barbados	X	X	X	X	X	X	X	X	X	X	X	X	X	X	X				91
11	Belize																			0
12	Benin		(NA)		(NA)		(NA)		(NA)		(NA)		(NA)		(NA)		(NA)		(NA)	9
13	Bolivia, Plurinational State of	X	X	X	X	X														48
14	Botswana	X	X	X	X	X	X	X	X	X	X	X	X	X	X	X	X	X		100
15	Brazil	X	X	X	X	X	X	X	X	X	X	X	X	X	X	X	X	X		100
16	Brunei Darussalam																			0
17	Burkina Faso	X	(NA)	X	(NA)	X	(NA)	X	(NA)	X	(NA)	X	(NA)	X	(NA)		(NA)		(NA)	82
18	Burundi	(NA)	X	(NA)	X	(NA)	X	(NA)	X	X	X	X	X	(NA)	X	(NA)		(NA)		92
19	Cambodia	NA	NA	NA	X	X	X	X	X	X	(NA)	X	(NA)	X	(NA)	X	(NA)	X	(NA)	100
20	Cameroon	X	X	X	X	X	X	X	X	X	X	X	X	X	X	X	X			95
21	Canada	X	X	X	X	X	X	X	X	X	X	X	X	X	X	X	X			96
22	Cabo Verde	NA	NA	NA	NA	NA	NA	NA												0
23	Central African Republic	(NA)		(NA)		(NA)		(NA)		(NA)		(NA)		(NA)		(NA)		(NA)		0
24	Chad	X	X	X	X	X	X	X	X	X	X	X	X	X	X	(NA)		(NA)		95
25	Chile	X	X	X	X	X	X	X	X	X	X	X	X	X	X	X	X	X		100
26	China	X	X	X	X	X	X	X	X	X	X	X	X	X	X	X	X			95
27	Colombia	X	X	X	X	X	X	X	X	X	X	X	X	X	X	X	X			96
28	Congo	X	X	X	X	X	X	X	X	X	X	X	X	X	X	X				90

[9] The percentage of compliance takes into account the period 1995-2017. Detailed information on all years (1995-2018) is available in the "Compliance with notification obligations" section of the Agriculture Information Management System (http://agims.wto.org/).

		DS:1																		
		2001	2002	2003	2004	2005	2006	2007	2008	2009	2010	2011	2012	2013	2014	2015	2016	2017	2018	Compliance (%)[9]
29	Costa Rica	X	X	X	X	X	X	X	X	X	X	X	X	X	X	X	X	X	P	100
30	Côte d'Ivoire	X	X	X	X	X	X	X	X	X	X	X	X	X	X	X	X	X	X	78
31	Cuba	X	X	X	X	X	X	X	X	X	X	X	X	X	X	X	X	X	X	100
32	Democratic Republic of the Congo	(NA)		(NA)		(NA)		(NA)		(NA)		(NA)		(NA)		(NA)		(NA)		0
33	Djibouti	(NA)		(NA)		(NA)		(NA)		(NA)		(NA)		(NA)		(NA)		(NA)		0
34	Dominica																			0
35	Dominican Republic	X	X	X	X	X	X	X	X	X	X	X	X							78
36	Ecuador	X	X	X	X	X	X	X	X	X	X	X	X	X	X	X	X			95
37	Egypt					X	X	X	X	X	X	X	X	X	X	X	X			70
38	El Salvador	X	X																	35
39	Eswatini																			0
40	European Union	X	X	X	X	X	X	X	X	X	X	X	X	X	X	X	X			96
41	Fiji	X	X	X	X	X	X	X	X	X	X	X	X	X	X	X				91
42	Gabon	X	X	X	X	X	X	X	X	X		X	X	X	X	X	X			91
43	The Gambia	X	(NA)	X	(NA)	X	(NA)	X	(NA)	X	(NA)	X	(NA)	X	(NA)		(NA)		(NA)	82
44	Georgia	X	X	X	X	X	X	X	X	X	X	X	X	X	X	X				89
45	Ghana																			0
46	Grenada																			0
47	Guatemala	X	X	X	X	X	X	X	X	X	X	X	X	X	X	X	X	X		96
48	Guinea	(NA)		(NA)		(NA)		(NA)		(NA)		(NA)		(NA)		(NA)		(NA)		0
49	Guinea-Bissau	(NA)		(NA)		(NA)		(NA)		(NA)		(NA)		(NA)		(NA)		(NA)		0
50	Guyana	X	X	X	X															43
51	Haiti		(NA)		(NA)		(NA)		(NA)		(NA)		(NA)		(NA)		(NA)		(NA)	18
52	Honduras	X	X	X	X	X	X	X	X	X	X	X	X	X	X	X				91
53	Hong Kong, China	X	X	X	X	X	X	X	X	X	X	X	X	X	X	X	X	X	X	100
54	Iceland	X	X	X	X	X	X	X	X	X	X	X	X	X	X	X	X			96
55	India	X	X	X	X	X	X	X	X	X	X	X	X	X	X	X	X	X		100
56	Indonesia	X	X	X	X	X	X	X	X	X	X	X	X	X	X	X	X	X	X	100
57	Israel	X	X	X	X	X	X	X	X	X	X	X	X	X	X	X	X	X		100
58	Jamaica	X	X	X	X	X	X	X	X	X	X	X	X	X	X	X	X			96
59	Japan	X	X	X	X	X	X	X	X	X	X	X	X	X	X	X	X			96
60	Jordan	X	X	X	X	X	X	X	X	X	X	X	X	X	X					83
61	Kazakhstan	NA	NA	NA	NA	NA	NA	NA	NA	NA	NA	NA	NA	NA	NA	NA				0

		DS:1																		
		2001	2002	2003	2004	2005	2006	2007	2008	2009	2010	2011	2012	2013	2014	2015	2016	2017	2018	Compliance (%)[9]
62	Kenya																			9
63	Korea, Republic of	X	X	X	X	X	X	X	X	X	X	X	X	X	X	X				91
64	Kuwait, the State of																			0
65	Kyrgyz Republic												X			X	X	X		25
66	Lao People's Democratic Republic	NA	NA	NA	NA	NA	NA	NA	NA	NA	NA	NA	NA	(NA)		(NA)		(NA)		0
67	Lesotho	(NA)		(NA)		(NA)		(NA)		(NA)		(NA)	X	(NA)		(NA)		(NA)		9
68	Liberia	NA	NA	NA	NA	NA	NA	NA	NA	NA	NA	NA	NA	NA	NA	NA	(NA)		(NA)	0
69	Macao, China	X	X	X	X	X	X	X	X	X	X	X	X	X	X	X	X	X	X	100
70	Madagascar	(NA)	X	(NA)	X	(NA)	X	(NA)	X	(NA)	X	(NA)	X	(NA)		(NA)		(NA)		82
71	Malawi	(NA)		(NA)		X	X	X	X	X	X	X	(NA)		(NA)	X	X	(NA)		80
72	Malaysia	X	X	X	X	X	X	X	X	X	X	X	X	X	X					87
73	Maldives	(NA)		(NA)		(NA)		(NA)		(NA)										24
74	Mali	(NA)	X	(NA)	X	X	X	X	X	X	X	X	X	X	X	X	X			89
75	Mauritania	(NA)		(NA)		(NA)		(NA)		(NA)		(NA)		(NA)		(NA)		(NA)		0
76	Mauritius							X						X	X	X	X	X	X	26
77	Mexico	X	X	X	X	X	X	X	X	X	X	X	X	X	X	X	X	X	X	100
78	Moldova, Republic of	X	X	X	X	X	X	X	X	X	X	X	X	X	X	X	X			94
79	Mongolia														X	X				24
80	Montenegro	NA	NA	NA	NA	NA	NA	NA	NA	NA	NA	NA		X						17
81	Morocco	X	X	X	X	X	X	X												57
82	Mozambique	(NA)		(NA)		(NA)		(NA)		(NA)		(NA)		(NA)		(NA)		(NA)		0
83	Myanmar	(NA)	X	(NA)	X	(NA)		(NA)		(NA)		(NA)		(NA)		(NA)		(NA)		57
84	Namibia	X	X	X	X	X	X	X	X	X										65
85	Nepal	NA	NA	NA	(NA)	X	(NA)	X	(NA)	X	X	X	(NA)		(NA)		(NA)		(NA)	63
86	New Zealand	X	X	X	X	X	X	X	X	X	X	X	X	X	X	X	X	X	X	100
87	Nicaragua	X	X	X	X	X	X	X	X	X	X	X	X	X	X	X	X			96
88	Niger	(NA)		(NA)		(NA)		(NA)		(NA)		(NA)		(NA)		(NA)		(NA)		0
89	Nigeria	X	X	X	X	X	X	X	X	X	X	X	X	X	X	X	X			96
90	North Macedonia	NA	NA	X	X	X	X	X												33
91	Norway	X	X	X	X	X	X	X	X	X	X	X	X	X	X	X	X	X	X	100
92	Oman	X	X	X	X	X	X	X	X	X	X	X	X	X	X	X	X	X	X	100
93	Pakistan	X	X	X	X	X	X	X	X	X	X	X								74
94	Panama	X	X	X	X	X	X	X	X	X	X	X	X	X	X	X	X	X	X	100

		DS:1																		
		2001	2002	2003	2004	2005	2006	2007	2008	2009	2010	2011	2012	2013	2014	2015	2016	2017	2018	Compliance (%)[9]
95	Papua New Guinea													X	X		X	X		18
96	Paraguay	X	X	X	X	X	X	X	X	X	X	X	X	X	X	X	X	X	X	100
97	Peru	X	X	X	X	X	X	X	X	X	X	X	X	X	X	X	X	X		100
98	Philippines	X	X	X	X	X	X	X	X	X	X	X	X	X	X	X	X	X	X	100
99	Qatar	X	X	X	X	X	X	X	X	X	X	X	X							73
100	Russian Federation	NA	NA	NA	NA	NA	NA	NA	NA	NA	NA	NA	X	X	X	X	X	X		100
101	Rwanda		(NA)		(NA)		(NA)		(NA)		(NA)		(NA)		(NA)		(NA)		(NA)	0
102	Saint Kitts and Nevis																			0
103	Saint Lucia																			0
104	Saint Vincent and the Grenadines	X	X	X	X	X	X	X	X	X	X	X	X	X	X	X	X	X		100
105	Samoa	NA	NA	NA	NA	NA	NA	NA	NA	NA	NA	NA	(NA)	X	X	X	X			80
106	Saudi Arabia, Kingdom of	NA	NA	NA	NA	NA	X	X	X	X	X	X	P	P	P	P	P	P		50
107	Senegal	X	X	X	X	(NA)	X	(NA)	X	(NA)	X	(NA)	X	(NA)	X	(NA)		(NA)		94
108	Seychelles	NA	NA	NA	NA	NA	NA	NA	NA	NA	NA	NA	NA	NA	NA	X	X			67
109	Sierra Leone	(NA)		(NA)		(NA)		(NA)		(NA)		(NA)		(NA)		(NA)		(NA)		0
110	Singapore	X	X	X	X	X	X	X	X	X	X	X	X	X	X	X	X	X	X	100
111	Solomon Islands		(NA)		(NA)		(NA)		(NA)		(NA)		(NA)		(NA)		(NA)		(NA)	0
112	South Africa	X	X	X	X	X	X	X	X	X	X	X	X	X	X					87
113	Sri Lanka	X	X	X	X	X	X	X	X	X	X	X	X	X	X	X	X			96
114	Suriname																			0
115	Switzerland	X	X	X	X	X	X	X	X	X	X	X	X	X	X	X	X	X	X	100
116	Chinese Taipei	NA	X	X	X	X	X	X	X	X	X	X	X	X	X	X	X			94
117	Tajikistan	NA	NA	NA	NA	NA	NA	NA	NA	NA	NA	NA	NA	X	X	X	X	X	X	100
118	Tanzania	(NA)		(NA)		(NA)		(NA)		(NA)		(NA)		(NA)		(NA)		(NA)		0
119	Thailand	X	X	X	X	X	X	X	X						X	X	X			74
120	Togo	(NA)	X	(NA)	X	(NA)	X	(NA)	X	(NA)	X	(NA)	X	(NA)	X	(NA)	X	(NA)		100
121	Tonga	NA	NA	NA	NA	NA	NA	X	X	X										27
122	Trinidad and Tobago	X	X	X	X	X	X	X	X	X	X	X	X	X						83
123	Tunisia	X	X	X	X	X	X	X	X	X	X	X	X	X	X	X	X	X	P	100
124	Turkey	X	X	X	X	X	X	X	X	X										65
125	Uganda	(NA)	X	(NA)	X	(NA)		(NA)		(NA)		(NA)		(NA)		(NA)		(NA)		45
126	Ukraine	NA	NA	NA	NA	NA	NA	NA		X	X	X	X							40

		DS:1																		
		2001	2002	2003	2004	2005	2006	2007	2008	2009	2010	2011	2012	2013	2014	2015	2016	2017	2018	Compliance (%)[9]
127	United Arab Emirates	X	X	X	X	X	X	X	X	X	X	X	X	X	X	X	X			95
128	United States of America	X	X	X	X	X	X	X	X	X	X	X	X	X	X	X	X			96
129	Uruguay	X	X	X	X	X	X	X	X	X	X	X	X	X	X	X	X			96
130	Vanuatu	NA	NA	NA	NA	NA	NA	NA	NA	NA	NA	NA	(NA)		(NA)	X	(NA)		(NA)	33
131	Venezuela, Bolivarian Republic of																			17
132	Viet Nam	NA	NA	NA	NA	NA	NA	X	X	X	X	X	X	X						64
133	Yemen	NA	NA	NA	NA	NA	NA	NA	NA	NA	NA	NA	NA	NA	(NA)		(NA)		(NA)	0
134	Zambia	(NA)		(NA)	X	(NA)	X	(NA)	X	(NA)	X	(NA)	X	(NA)	X	(NA)		(NA)		73
135	Zimbabwe																			22

2.4 Export Subsidies: Budgetary Outlays and Quantity Reduction Commitments (Table ES:1)

		ES:1																		
		2001	2002	2003	2004	2005	2006	2007	2008	2009	2010	2011	2012	2013	2014	2015	2016	2017	2018	Compliance (%)[10]
1	Afghanistan	NA	NA	NA	NA	NA	NA	NA	NA	NA	NA	NA	NA	NA	NA	NA	X	X	X	100
2	Albania	X	X	X	X	X	X	X	X	X	X									61
3	Angola																			0
4	Antigua and Barbuda																			0
5	Argentina	X	X	X	X	X	X	X	X	X	X	X	X	X	X	X	X	X	X	100
6	Armenia	NA	NA	X	X	X	X	X	X	X	X	X	X	X	X	X	X			93
7	Australia	X	X	X	X	X	X	X	X	X	X	X	X	X	X	X	X	X	X	100
8	Bahrain, Kingdom of	X	X	X	X	X	X	X	X	X	X	X	X	X	X	X	X	X	X	96
9	Bangladesh	X	X	X	X	X	X													52
10	Barbados	X	X	X	X	X	X									X	X			61
11	Belize																			0
12	Benin																			0
13	Bolivia, Plurinational State of	X	X	X	X	X	X	X	X	X	X	X	X	X	X	X	X			96
14	Botswana	X	X	X	X	X	X	X	X	X	X	X	X	X	X	X	X	X		100

[10] The percentage of compliance takes into account the period 1995-2017. Detailed information on all years (1995-2018) is available in the "Compliance with notification obligations" section of the Agriculture Information Management System (http://agims.wto.org/).

		ES:1																		
		2001	2002	2003	2004	2005	2006	2007	2008	2009	2010	2011	2012	2013	2014	2015	2016	2017	2018	Compliance (%)[10]
15	Brazil	X	X	X	X	X	X	X	X	X	X	X	X	X	X	X	X	X		100
16	Brunei Darussalam																			0
17	Burkina Faso	X	X	X	X	X	X	X	X	X	X	X	X	X						82
18	Burundi	X	X	X	X	X	X	X	X	X	X	X	X	X	X	X	X	X		100
19	Cambodia	NA	NA	NA	X	X	X	X	X	X	X	X	X	X	X	X	X	X	X	100
20	Cameroon	X	X	X	X	X	X	X	X	X	X	X	X	X	X	X	X			95
21	Canada	X	X	X	X	X	X	X	X	X	X	X	X	X	X	X	X	X		100
22	Cabo Verde	NA	NA	NA	NA	NA	NA	NA	X											10
23	Central African Republic																			0
24	Chad	X	X	X	X	X	X	X	X	X	X	X	X	X	X	X	X			91
25	Chile	X	X	X	X	X	X	X	X	X	X	X	X	X	X	X	X	X		100
26	China	NA	X	X	X	X	X	X	X	X	X	X	X	X	X	X	X	X		100
27	Colombia	X	X	X	X	X	X	X	X	X	X	X	X	X	X	X	X	X	X	100
28	Congo	X	X	X	X	X	X	X	X	X	X	X	X	X	X	X				90
29	Costa Rica	X	X	X	X	X	X	X	X	X	X	X	X	X	X	X	X	X	X	100
30	Côte d'Ivoire	X	X	X	X	X	X	X	X	X	X	X	X	X	X	X	X	X	X	100
31	Cuba	X	X	X	X	X	X	X	X	X	X	X	X	X	X	X	X	X	X	100
32	Democratic Republic of the Congo																			0
33	Djibouti																			0
34	Dominica																			13
35	Dominican Republic	X	X	X	X	X	X	X	X	X	X	X	X	X	X					87
36	Ecuador	X	X	X	X	X	X	X	X	X	X	X	X	X	X	X	X			95
37	Egypt																			17
38	El Salvador	X	X	X	X	X	X	X	X	X	X	X	X	X	X	X	X	X		100
39	Eswatini	X	X	X	X	X	X	X	X	X	X	X								70
40	European Union	X	X	X	X	X	X	X	X	X	X	X	X	X	X	X	X	X		100
41	Fiji	X	X	X	X	X	X	X	X	X	X	X	X	X	X	X				91
42	Gabon	X	X	X	X	X	X	X	X	X		X	X	X	X	X	X			91
43	The Gambia	X	X	X	X	X	X	X	X	X	X									64
44	Georgia	X	X	X	X	X	X	X	X	X	X	X	X	X	X	X				89
45	Ghana																			26
46	Grenada																			0
47	Guatemala	X	X	X	X	X	X	X	X	X	X	X	X	X	X	X	X	X		100

		ES:1																		
		2001	2002	2003	2004	2005	2006	2007	2008	2009	2010	2011	2012	2013	2014	2015	2016	2017	2018	Compliance (%)[10]
48	Guinea																			0
49	Guinea-Bissau																			0
50	Guyana	X	X	X	X															43
51	Haiti	X	X	X	X	X	X	X	X	X	X	X	X	X	X					86
52	Honduras	X	X	X	X	X	X	X	X	X	X	X	X	X	X	X	X			96
53	Hong Kong, China	X	X	X	X	X	X	X	X	X	X	X	X	X	X	X	X	X	X	100
54	Iceland	X	X	X	X	X	X	X	X	X	X	X	X	X	X	X	X	X		100
55	India	X	X	X	X	X	X	X	X	X										65
56	Indonesia	X	X	X	X	X	X	X	X	X	X	X	X	X	X	X	X	X	X	100
57	Israel	X	X	X	X	X	X	X	X	X	X	X	X	X	X	X	X	X	X	100
58	Jamaica	X	X	X	X	X	X	X	X	X	X	X	X	X	X	X	X			96
59	Japan	X	X	X	X	X	X	X	X	X	X	X	X	X	X	X	X	X	X	100
60	Jordan	X	X	X	X	X	X	X	X	X	X	X	X	X	X					83
61	Kazakhstan	NA	NA	NA	NA	NA	NA	NA	NA	NA	NA	NA	NA	NA	NA	NA	X			50
62	Kenya																			13
63	Korea, Republic of	X	X	X	X	X	X	X	X	X	X	X	X	X	X	X	X	X		100
64	Kuwait, the State of	X	X	X	X	X	X	X	X	X	X					X				74
65	Kyrgyz Republic																			0
66	Lao People's Democratic Republic	NA	NA	NA	NA	NA	NA	NA	NA	NA	NA	NA	NA	X						20
67	Lesotho	X	X	X	X	X	X	X	X	X	X	X	X	X	X	X	X	X	X	96
68	Liberia	NA	NA	NA	NA	NA	NA	NA	NA	NA	NA	NA	NA	NA	NA	NA				0
69	Macao, China	X	X	X	X	X	X	X	X	X	X	X	X	X	X	X	X	X	X	100
70	Madagascar	X	X	X	X	X	X	X	X	X	X									70
71	Malawi	X	X	X	X	X	X	X	X	X	X	X	X		X	X	X			91
72	Malaysia	X	X	X	X	X	X	X	X	X	X	X	X	X	X	X	X			96
73	Maldives																			17
74	Mali	X	X	X	X	X	X	X	X	X	X	X	X	X	X	X	X			96
75	Mauritania																			0
76	Mauritius							X						X	X	X	X	X	X	26
77	Mexico	X	X	X	X	X	X	X	X	X	X	X	X	X	X	X	X	X	X	100
78	Moldova, Republic of	X	X	X	X	X	X	X	X	X	X	X	X	X	X	X	X	X	X	100
79	Mongolia	X	X	X	X	X	X	X	X	X	X	X	X	X	X	X				90

		ES:1																		
		2001	2002	2003	2004	2005	2006	2007	2008	2009	2010	2011	2012	2013	2014	2015	2016	2017	2018	Compliance (%)[10]
80	Montenegro	NA	NA	NA	NA	NA	NA	NA	NA	NA	NA	NA	X	X	X	X	X	X	X	100
81	Morocco	X	X	X	X	X	X	X	X	X	X	X	X	X	X	X	X			91
82	Mozambique																			0
83	Myanmar	X	X	X	X	X	X	X	X	X	X	X	X	X	X	X	X	X	X	100
84	Namibia	X	X	X	X	X	X	X	X	X										65
85	Nepal	NA	NA	NA	X	X	X	X	X	X	X	X								57
86	New Zealand	X	X	X	X	X	X	X	X	X	X	X	X	X	X	X	X	X	X	100
87	Nicaragua	X	X	X	X	X	X	X	X	X	X	X	X	X	X	X	X	X	X	100
88	Niger																			0
89	Nigeria	X	X	X	X	X	X	X	X	X	X	X	X	X	X	X	X			96
90	North Macedonia	NA	NA	X	X	X	X	X	X	X	X	X	X	X	X	X	X	X		100
91	Norway	X	X	X	X	X	X	X	X	X	X	X	X	X	X	X	X	X	X	100
92	Oman	X	X	X	X	X	X	X	X	X	X	X	X	X	X	X	X	X	X	100
93	Pakistan	X	X	X	X	X	X	X	X	X	X	X	X	X						83
94	Panama	X	X	X	X	X	X	X	X	X	X	X	X	X	X	X	X	X		100
95	Papua New Guinea																			0
96	Paraguay	X	X	X	X	X	X	X	X	X	X	X	X	X	X	X	X	X	X	100
97	Peru	X	X	X	X	X	X	X	X	X	X	X	X	X	X	X	X	X		100
98	Philippines	X	X	X	X	X	X	X	X	X	X	X	X	X	X	X	X	X	X	100
99	Qatar	X	X	X	X	X	X	X	X	X	X	X	X	X	X	X	X			95
100	Russian Federation	NA	NA	NA	NA	NA	NA	NA	NA	NA	NA	NA	X	X	X	X	X	X	X	100
101	Rwanda																			0
102	Saint Kitts and Nevis																			0
103	Saint Lucia																			22
104	Saint Vincent and the Grenadines	X	X	X	X	X	X	X	X	X	X	X	X	X	X	X	X	X		100
105	Samoa	NA	NA	NA	NA	NA	NA	NA	NA	NA	NA	NA	X	X	X	X	X			83
106	Saudi Arabia, Kingdom of	NA	NA	NA	NA	NA	X	X	X	X	X	X	X			X	X	X		83
107	Senegal	X	X	X	X	X	X	X	X	X	X	X	X	X	X	X	X			96
108	Seychelles	NA	NA	NA	NA	NA	NA	NA	NA	NA	NA	NA	NA	NA	NA	X	X			67
109	Sierra Leone																			0
110	Singapore	X	X	X	X	X	X	X	X	X	X	X	X	X	X	X	X	X	X	100
111	Solomon Islands																			0

		ES:1																		
		2001	2002	2003	2004	2005	2006	2007	2008	2009	2010	2011	2012	2013	2014	2015	2016	2017	2018	Compliance (%)[10]
112	South Africa	X	X	X	X	X	X	X	X	X	X	X	X	X	X	X	X			96
113	Sri Lanka	X	X	X	X	X	X	X	X	X	X	X	X	X	X	X	X	X		100
114	Suriname																			26
115	Switzerland	X	X	X	X	X	X	X	X	X	X	X	X	X	X	X	X	X		100
116	Chinese Taipei	NA	X	X	X	X	X	X	X	X	X	X	X	X	X	X	X	X	X	100
117	Tajikistan	NA	NA	NA	NA	NA	NA	NA	NA	NA	NA	NA	NA	X	X	X	X	X	X	100
118	Tanzania																			0
119	Thailand	X	X	X	X	X	X	X	X	X	X	X	X	X	X	X	X	X	X	100
120	Togo	X	X	X	X	X	X	X	X	X	X	X	X	X	X	X	X			96
121	Tonga	NA	NA	NA	NA	NA	NA	X	X											18
122	Trinidad and Tobago	X	X	X	X	X	X	X	X	X	X	X	X	X						83
123	Tunisia	X	X																	35
124	Turkey	X	X	X	X	X	X	X	X	X										53
125	Uganda	X	X	X	X															43
126	Ukraine	NA	NA	NA	NA	NA	NA	NA		X	X	X	X	X	X	X	X	X	X	90
127	United Arab Emirates	X	X	X	X	X	X	X	X	X	X	X	X	X	X	X	X			95
128	United States of America	X	X	X	X	X	X	X	X	X	X	X	X	X	X	X				91
129	Uruguay	X	X	X	X	X	X	X	X	X	X	X	X	X	X	X	X			96
130	Vanuatu	NA	NA	NA	NA	NA	NA	NA	NA	NA	NA	NA								0
131	Venezuela, Bolivarian Republic of																			17
132	Viet Nam	NA	NA	NA	NA	NA	NA	X	X	X	X	X	X	X	X	X				82
133	Yemen	NA	NA	NA	NA	NA	NA	NA	NA	NA	NA	NA	NA	NA						0
134	Zambia	X	X	X	X	X	X	X	X	X	X	X	X	X	X	X	X			96
135	Zimbabwe	X	X	X	X	X	X	X	X	X	X	X	X	X	X	X	X	X		100

2.5 Export Subsidies: Notification of Total Exports (Table ES:2)

		ES:2																		
		2001	2002	2003	2004	2005	2006	2007	2008	2009	2010	2011	2012	2013	2014	2015	2016	2017	2018	Compliance (%)[11]
1	Argentina	X	X	X	X	X	X	X	X	X	X	X	X	X	X	X	X	X	X	100
2	Australia	X	X	X	X	X	X	X	X	X	X	X	X	X	X	X	X	X	X	100
3	Brazil	X	X	X	X	X	X	X	X	X	X	X	X	X	X	X	X	X		100
4	Canada	X	X	X	X	X	X	X	X	X	X	X	X	X	X	X	X	X		100
5	Chile	X	X	X	X	X	X	X	X	X	X	X	X	X	X	X	X	X		100
6	China[12]													X	X	X	X	X		N/A
7	Colombia	X	X	X	X	X	X	X	X	X	X	X	X	X	X	X	X	X	X	100
8	Costa Rica	X	X	X	X	X	X	X	X	X	X	X	X	X	X	X	X	X	X	100
9	Cuba[13]	X	X	X	X	X	X	X	X	X	X	X								100
10	European Union	X	X	X	X	X	X	X	X	X	X	X	X	X	X	X	X	X		100
11	Honduras	X	X	X	X	X	X	X	X	X	X	X	X	X	X	X	X			96
12	Iceland	X	X	X	X	X	X	X	X	X	X	X	X	X	X	X	X	X		100
13	Indonesia	X	X	X	X	X	X	X	X	X	X	X	X	X	X	X	X	X	X	100
14	Israel	X	X	X	X	X	X	X	X	X	X	X	X	X	X	X	X	X	X	100
15	Malaysia	X	X	X	X	X	X	X	X	X	X	X	X	X	X	X	X			96
16	Mexico	X	X	X	X	X	X	X	X	X	X	X	X	X	X	X	X	X	X	100
17	New Zealand	X	X	X	X	X	X	X	X	X	X	X	X	X	X	X	X	X	X	100
18	Norway	X	X	X	X	X	X	X	X	X	X	X	X	X	X	X	X	X	X	100
19	Pakistan	X	X	X	X	X	X	X	X	X	X	X	X	X						83
20	Philippines	X	X	X	X	X	X	X	X	X	X	X	X	X	X	X	X	X	X	100
21	South Africa	X	X	X	X	X	X	X	X	X	X	X	X	X	X	X	X			96
22	Switzerland	X	X	X	X	X	X	X	X	X	X	X	X	X	X	X	X	X		100
23	Thailand	X	X	X	X	X	X	X	X	X	X	X	X	X	X	X	X	X	X	100
24	Turkey	X	X	X	X	X	X	X	X	X										65
25	Ukraine[12]															X	X	X		N/A

[11] The percentage of compliance takes into account the period 1995-2017. Detailed information on all years (1995-2018) is available in the "Compliance with notification obligations" section of the Agriculture Information Management System (http://agims.wto.org/).

[12] China and Ukraine made "Notification of Total Exports" (Table ES:2) on a voluntary basis based on the report by the Chairperson on the review of the list of significant exporters (G/AG/W/123).

[13] Cuba notified the Committee on Agriculture that "Pursuant to the discussions at the March 2014 meeting of the Committee on Agriculture (paragraph 2.6 of document G/AG/R/74), the Republic of Cuba hereby advises that, as of 2011, it will no longer be submitting Table ES:2 figures given that it has ceased to be a major sugar exporter, which was the rationale for this type of notification" (G/AG/N/CUB/52).

		ES:2																		
		2001	2002	2003	2004	2005	2006	2007	2008	2009	2010	2011	2012	2013	2014	2015	2016	2017	2018	Compliance (%)[11]
26	United States of America	X	X	X	X	X	X	X	X	X	X	X	X	X	X	X	X			96
27	Uruguay	X	X	X	X	X	X	X	X	X	X	X	X	X	X	X	X			96
28	Venezuela, Bolivarian Republic of																			17
29	Zimbabwe	X	X	X	X	X	X	X	X	X	X	X	X	X	X	X	X	X		100

3 OTHER REGULAR NOTIFICATION OBLIGATIONS APPLICABLE ONLY UPON MAINTENANCE OF SPECIFIC MEASURES

3.1 Export Subsidies: Notification of the Total Volume of Food Aid (Table ES:3), 2006-2018

2006	2007	2008	2009	2010	2011	2012	2013	2014	2015	2016	2017	2018
Australia	Australia	Australia	Australia	Australia	Australia	Australia	Australia	Australia	Australia	Brazil	Cuba	Australia
Brazil	Brazil	Brazil	Brazil	Brazil	Brazil	Brazil	Brazil	Brazil	Brazil	Cuba	European Union	Cuba
Canada	Canada	Canada	Canada	Canada	Canada	Canada	Canada	Canada	Cuba	Japan	Switzerland	
Cuba	Cuba	Cuba	Cuba	Cuba	Cuba	Cuba	Cuba	Cuba	Japan	Norway		
European Union	European Union	European Union	European Union	European Union	European Union	European Union	European Union	European Union	European Union	European Union		
				Japan	Japan	Japan	Japan	Japan	Norway	Switzerland		
Japan	Japan	Japan	Japan	Korea, Republic of	Korea, Republic of	Korea, Republic of	Korea, Republic of	Norway	Switzerland	United States of America		
Korea, Republic of	Korea, Republic of	Korea, Republic of	Korea, Republic of	Norway	Norway	Norway	Norway	South Africa				
Norway	Norway	South Africa	South Africa	South Africa	South Africa	South Africa	South Africa					
South Africa	South Africa	Switzerland	Switzerland	Switzerland	Switzerland	Switzerland	Switzerland					

3.2 Notification under Article 16.2 of the Agreement on Agriculture (Table NF:1), 2006-2018

2006	2007	2008	2009	2010	2011	2012	2013	2014	2015	2016	2017	2018
Australia	Australia	Australia	Australia	Australia	Australia	Australia	Australia	Australia	Australia	Australia	Australia	European Union
Canada	Canada	Canada	Canada	Canada	Canada	Cuba	Canada	Canada	Cuba	Cuba	Canada	Indonesia
Cuba	Cuba	Cuba	Cuba	Cuba	Cuba	European Union	Cuba	Cuba	European Union	European Union	Cuba	Norway
European Union	European Union	European Union	European Union	European Union	European Union	Japan	European Union	European Union	Indonesia	Indonesia	European Union	
Japan	Japan	Japan	Japan	Japan	Japan	New Zealand	Indonesia	Indonesia	Japan	Japan	Norway	
New Zealand	New Zealand	New Zealand	New Zealand	New Zealand	New Zealand	Norway	Japan	Japan	New Zealand	New Zealand	Russian Federation	
Norway	Norway	Norway	Norway	Norway	Norway	South Africa	New Zealand	New Zealand	Norway	Norway	Switzerland	
South Africa	South Africa	South Africa	South Africa	South Africa	South Africa	Switzerland	Norway	Norway	Russian Federation	Russian Federation		
Switzerland	Switzerland	Switzerland	Switzerland	Switzerland	Switzerland	United States of America	South Africa	Russian Federation	Switzerland	Switzerland		
United States of America	United States of America	United States of America	United States of America	United States of America	United States of America		Switzerland	South Africa	United States of America	United States of America		
							United States of America	Switzerland				
								United States of America				