



Committee on Sanitary and Phytosanitary Measures

SPECIFIC TRADE CONCERNS

NOTE BY THE SECRETARIAT¹

Revision

At the 15-16 March 2000 meeting of the Committee on Sanitary and Phytosanitary Measures (the SPS Committee), the Secretariat was requested to prepare a paper summarizing the specific trade concerns (STCs) that had been brought to the Committee's attention since 1995.² The Secretariat has revised this document annually to include new information provided by Members ([G/SPS/GEN/204/Rev.1](#) to [G/SPS/GEN/204/Rev.19](#)). The STCs in the 20th revision of [G/SPS/GEN/204](#) maintain the previously assigned numbers according to the chronological order of the Committee meetings in which they were first raised, although some titles have been updated to reflect the latest state of the concern. These numbers serve as unique identifiers and are intended to facilitate the tracking of issues raised over time.³ In preparing this document, the Secretariat has largely relied on the SPS Information Management System (SPS IMS).⁴ The SPS IMS is a specialized and detailed information source on SPS notifications, specific trade concerns, National Notification Authorities (NNAs) and National Enquiry Points (NEPs) contact information, and other SPS documents. It allows for advanced searches according to specific criteria and also facilitates the creation of custom reports and graphs, which can be shared with interested stakeholders.

The 20th revision of [G/SPS/GEN/204](#) is divided into two sections:

- a. General overview of specific trade concerns; and
- b. Specific trade concerns considered in 2019.

Section 1 of the document contains summary statistics and graphs for all the STCs raised in the SPS Committee between the first regular meeting of 1995 and the last regular meeting of 2019. This section provides detailed annual information on the concerns raised per meeting, as well as the relation between the number of notifications and the number of concerns. Besides, the STCs are categorized as relating to food safety, animal or plant health, or other concerns. Information is also provided on the participation of Members in STCs, by development status, as well as on the average frequencies STCs are raised.

Section 2 of the document contains information regarding all STCs which were raised in the SPS Committee in 2019. This includes (1) STCs raised for the first time in 2019, (2) STCs which were previously raised and discussed again in 2019 and (3) STCs that were resolved in 2019 or for which substantive action occurred under the DSU. Additionally, the STCs are also presented by Member maintaining the measure.

¹ This document has been prepared under the Secretariat's own responsibility and is without prejudice to the positions of Members or to their rights and obligations under the WTO.

² [G/SPS/R/18](#), para. 20.

³ One "issue" in this document refers to the participation of one Member in a specific trade concern (STC). As such, the participation of two Members in raising the same concern would be considered as two issues and, likewise, the participation of one single Member in raising (or supporting) two different trade concerns would be considered as two issues. Consequently, in this document the number of issues is much higher than the number of STCs.

⁴ <http://spsims.wto.org>.

Some key points are the following:

- A total of 469 STCs have been raised since 1995; of these, 17 were first raised in 2019.
- The number of STCs raised does not follow an increasing trend over time, despite the annual raise in number of notifications.
- Animal health represents 36% of the STCs raised, food safety represents 33%, and plant health accounts for 24%.
- The average number of times STCs have been raised is 2.9.
- Participation of developing countries raising and supporting STCs, as well as maintaining measures subject to STCs, is higher than that of developed countries.
- A total of 168 (36%) of STCs have been reported as resolved, and 34 (7%) as partially resolved.
- In 2019, two concerns were reported as resolved.

Table of contents

1 GENERAL OVERVIEW OF SPECIFIC TRADE CONCERNS.....	4
Chart 1.1 – Number of new STCs raised since 1995, per Committee meeting	4
Chart 1.2 – Number of new and previously raised STCs raised per year since 1995	4
Chart 1.3 - Notifications (excluding addenda and corrigenda) and new STCs raised since 1995	5
Chart 1.4 – STCs by subject (1995-2019)	5
Chart 1.5 - Primary subject keywords of new STCs per year.....	6
Chart 1.6 – Number of issues, according to the development status of Members (1995-2019).....	7
Chart 1.7 – New issues according to the development status of the Member raising the STC	7
Chart 1.8 – New issues according to the development status of the Member supporting the STC... ..	8
Chart 1.9 – New issues according to the development status of the Member maintaining the measure subject to an STC	8
Chart 1.10 - Members which have raised the most STCs since 1995.....	9
Chart 1.11 - Members whose measures have been subject to the most STC since 1995.....	9
Chart 1.12 – Resolution of STCs	10
Chart 1.13 - Average number of times STCs have been raised since 1995.....	10
Table 1.1 - Summary of statistics on resolution of STCs.....	11
2 SPECIFIC TRADE CONCERNS CONSIDERED IN 2019	12
Chart 2.1 – New and previous STCs raised in 2019, by primary subject keywords, compared to the all STCs raised between 1995 and 2018 (percentage)	12
Chart 2.2 - Participation of Members in STCs in 2019	13
Table 2.1 – Participation of Members in STCs, by development status.....	13
Table 2.2 – STCs raised for the first time in 2019.....	14
Table 2.3 - STCs previously raised and discussed again in 2019.....	16
Table 2.4 - STCs where substantive action occurred under the DSU in 2019 or reported as resolved (R) or partially resolved (PR), not reported as resolved (NR)	20
Table 2.5 - Members maintaining measures subject to STCs (new or old) in 2019, in alphabetical order	21

1 GENERAL OVERVIEW OF SPECIFIC TRADE CONCERNS

1.1. Altogether, 469 STCs have been raised in the 25 years between 1995 and the end of 2019. The full list of STCs raised since 1995 can be found in the [SPS IMS](#).⁵ [Chart 1.1](#) shows the number of new STCs raised each year, per Committee meeting, and [Chart 1.2](#) shows the number of new and previously raised STCs per year.

Chart 1.1 – Number of new STCs raised since 1995, per Committee meeting

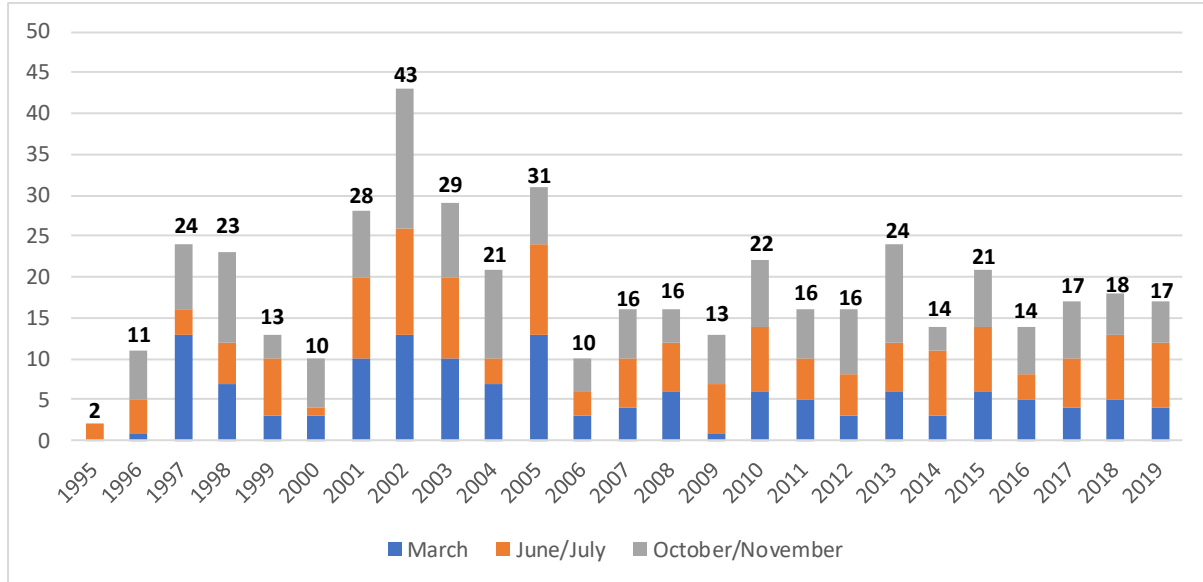
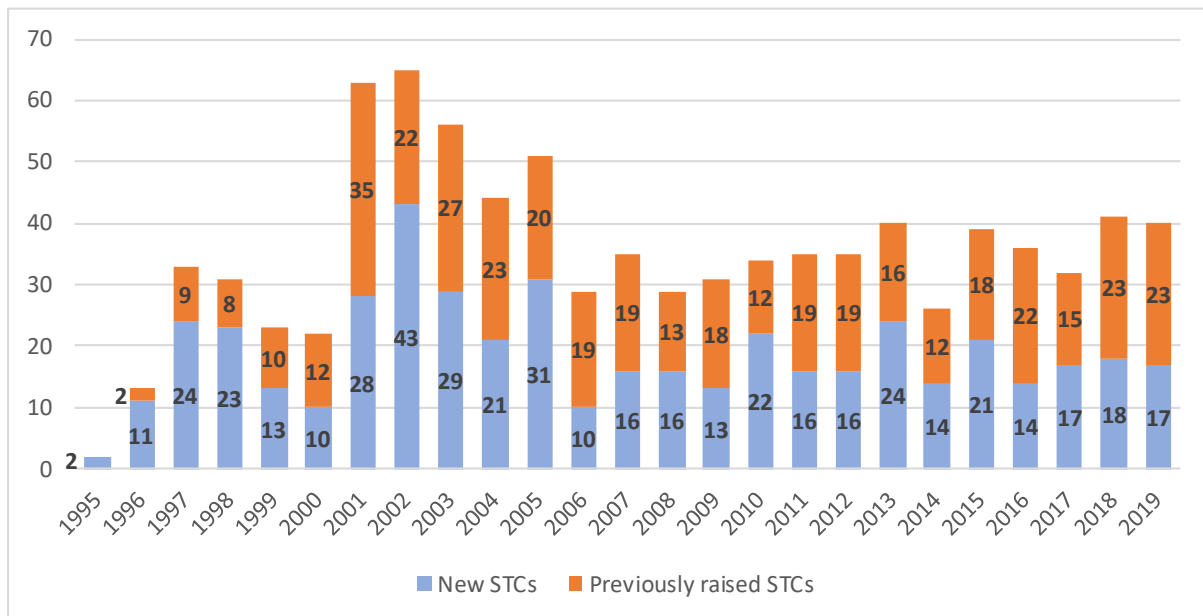


Chart 1.2 – Number of new and previously raised STCs raised per year since 1995⁶



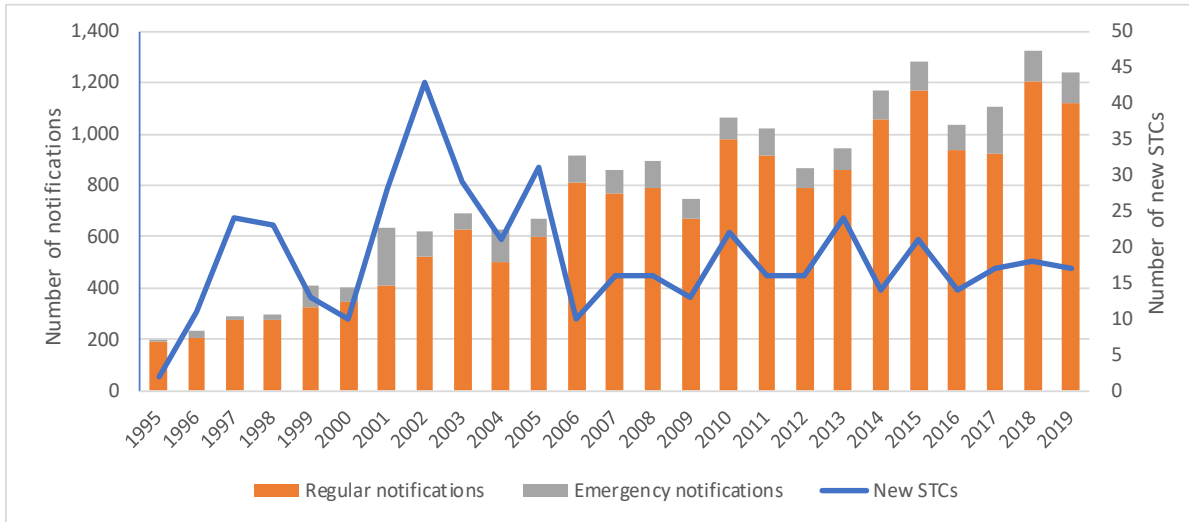
1.2. On average since 1995, 6.2 new STCs and 11.8 previously raised STCs were raised per Committee meeting.

⁵ <http://spsims.wto.org/en/PredefinedReports/ListOfSpecificTradeConcerns>.

⁶ Please note that the number of times an STC is raised during the year is not taken into account.

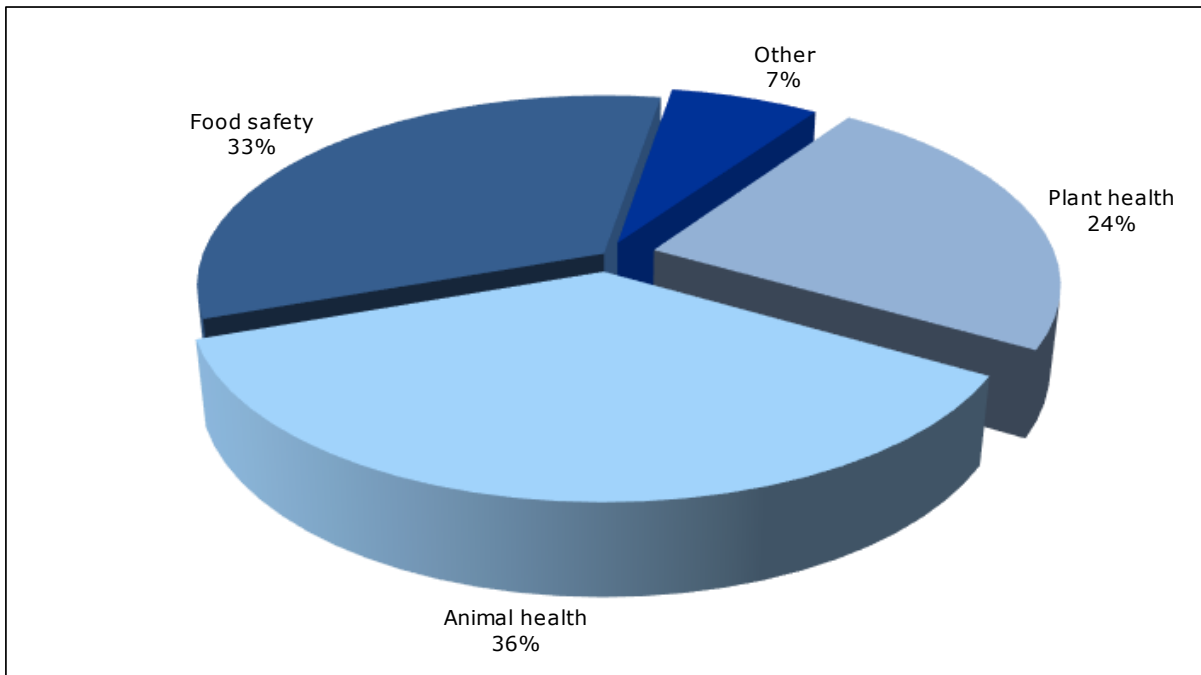
1.3. [Chart 1.3](#) compares new STCs raised and the number of regular and emergency notifications submitted per year. Despite the annual increase in the number of notifications submitted by Members since 1995⁷, the number of STCs does not follow a similar increasing trend.

Chart 1.3 - Notifications (excluding addenda and corrigenda) and new STCs raised since 1995⁸



1.4. [Chart 1.4](#) categorizes the 469 new STCs raised since 1995 into food safety, animal or plant health, or other concerns. Overall, 170 (36%) of STCs raised relate to animal health and zoonoses, 155 (33%) relate to food safety concerns, 111 (24%) relate to plant health, and 33 (7%) relate to other issues such as certification requirements, control or inspection procedures. These statistics are summarized in [Table 1.1](#).

Chart 1.4 – STCs by subject (1995-2019)

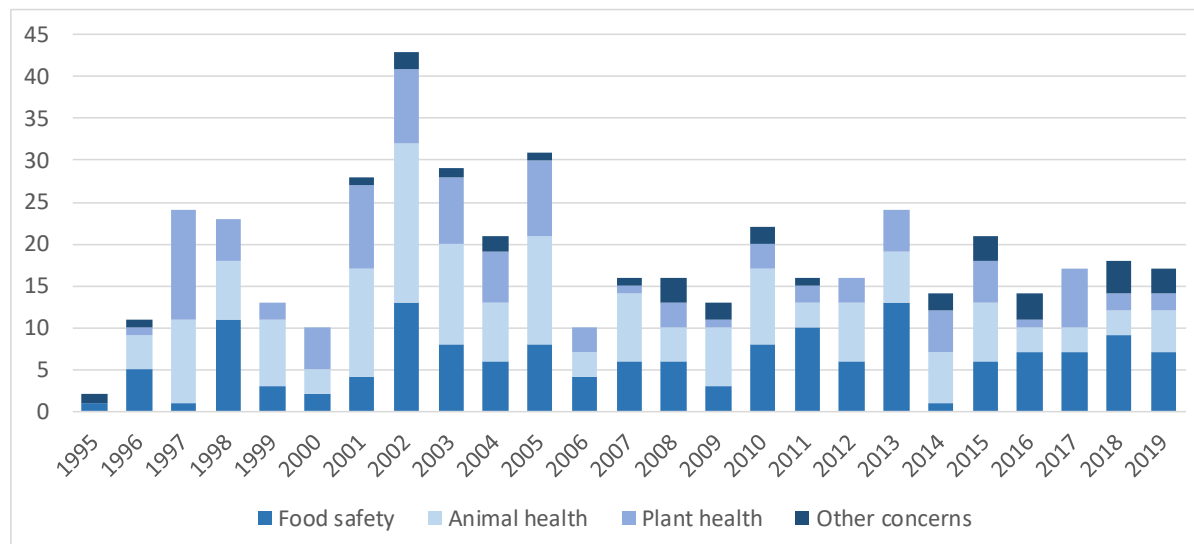


⁷ See Chart 1 in [G/SPS/GEN/804/Rev.12](#).

⁸ Please note the different scales of the axis.

1.5. While there does not seem to be a clear pattern in the primary subject keywords of new STCs submitted, food safety is the most frequent primary keyword of new STCs raised over the last few years, alternating with animal health. Plant health appears slightly less frequently as the primary subject keyword of new STCs since 2000 ([Chart 1.5](#)).

Chart 1.5 - Primary subject keywords of new STCs per year

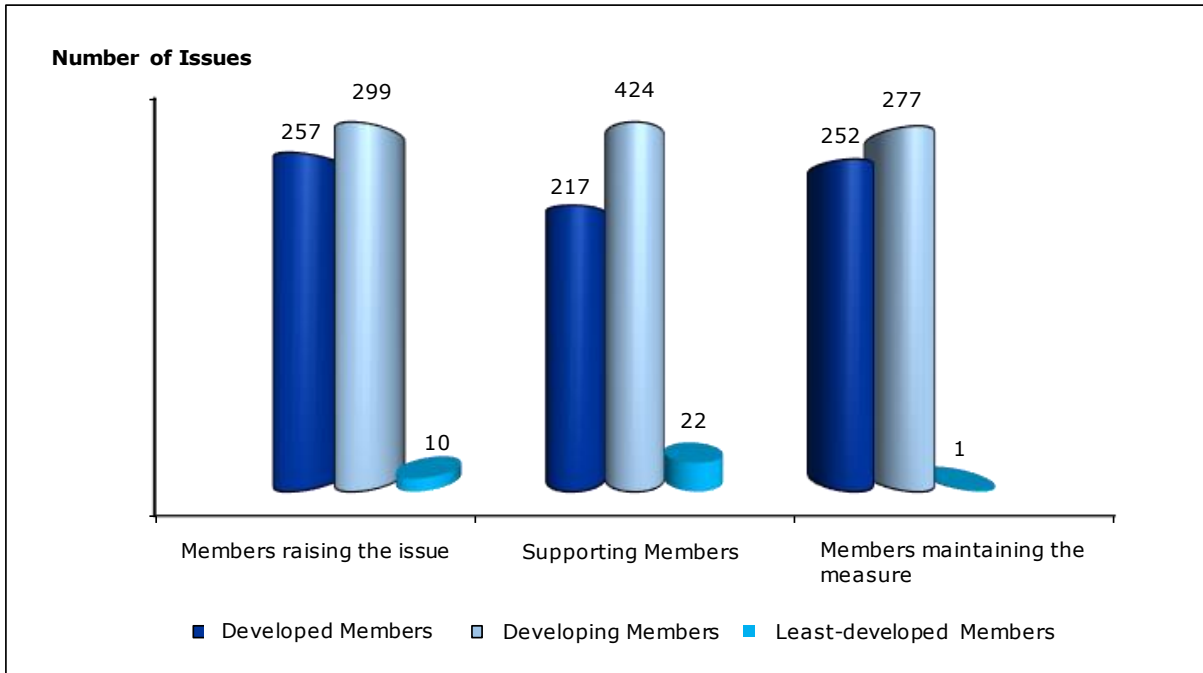


1.6. Comparing the number of times STCs have been raised since 1995, those relating to food safety have been raised the most frequently, 3.1 times on average. STCs relating to animal health and plant health have been raised 2.9 and 2.7 times on average, respectively; and STCs relating to other concerns have been raised on average 2.8 times. These statistics are summarized in [Table 1.1](#).

1.7. Charts 1.6 to 1.9 reflect the number of issues raised by Members at SPS Committee meetings, which are then numbered under STCs, categorized by development status. As per footnote 3, the same issue can be raised by more than one Member, in which case it is grouped under the same STC number. Therefore, the number of issues raised can be larger than the number of STCs. Developing country Members are participating actively under the agenda item on STCs. [Chart 1.6](#) indicates that, since 1995, developing country Members have raised 299 issues, compared to 257 issues raised by developed country Members, and ten issues raised by least-developed country Members.⁹ A developing country Member has supported another Member raising an issue 424 times, compared to 217 times developed country Members supported an issue, and 22 times least-developed country Members supported an issue. A total of 277 issues related to measures maintained by a developing country Member, and 252 measures were maintained by a developed country Member. One issue has been raised regarding measures maintained by a least-developed country Member.

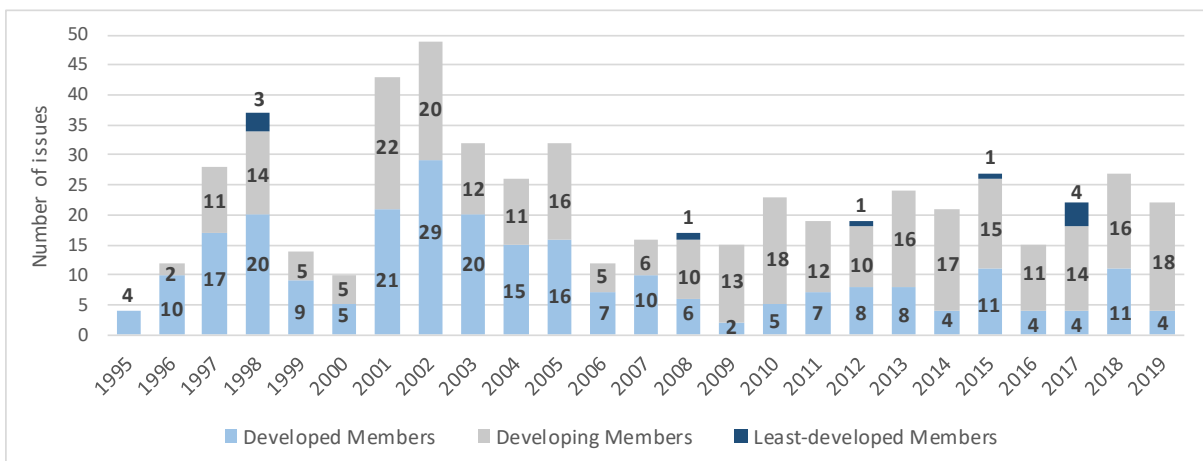
⁹ On 1 December 2009, the *Treaty of Lisbon amending the Treaty on European Union and the Treaty establishing the European Community* (done at Lisbon, 13 December 2007) entered into force. On 29 November 2009, the WTO received a Verbal Note ([WT/L/779](#)) from the Council of the European Union and the Commission of the European Communities stating that, by virtue of the *Treaty of Lisbon*, as of 1 December 2009, the European Union replaces and succeeds the European Community. However, the European Union is referred to as the European Community when an STC was raised or discussed before 1 December 2009. The European Union is counted as one Member. Similarly, when one Member speaks on behalf of ASEAN, it is counted as one Member only.

Chart 1.6 – Number of issues, according to the development status of Members (1995-2019)



1.8. When looking at the annual breakdown of the number of issues raised and supported by Members, we can observe a striking difference between developing and developed country Members, the former supporting STCs in higher numbers than the latter. Participation of developing country Members has been consistently higher than that of developed country Members since 2008 (Charts 1.7 and 1.8). Although there may not be a direct link, a similar pattern was observed for regular notifications submitted.¹⁰ Finally, regarding the development status of Members maintaining measures subject to a new STC, we find a similar trend since 2006, although the difference is less striking in the last two years (Chart 1.9).

Chart 1.7 – New issues according to the development status of the Member raising the STC



¹⁰ See Chart 2 in document [G/SPS/GEN/804/Rev.12](#).

Chart 1.8 – New issues according to the development status of the Member supporting the STC

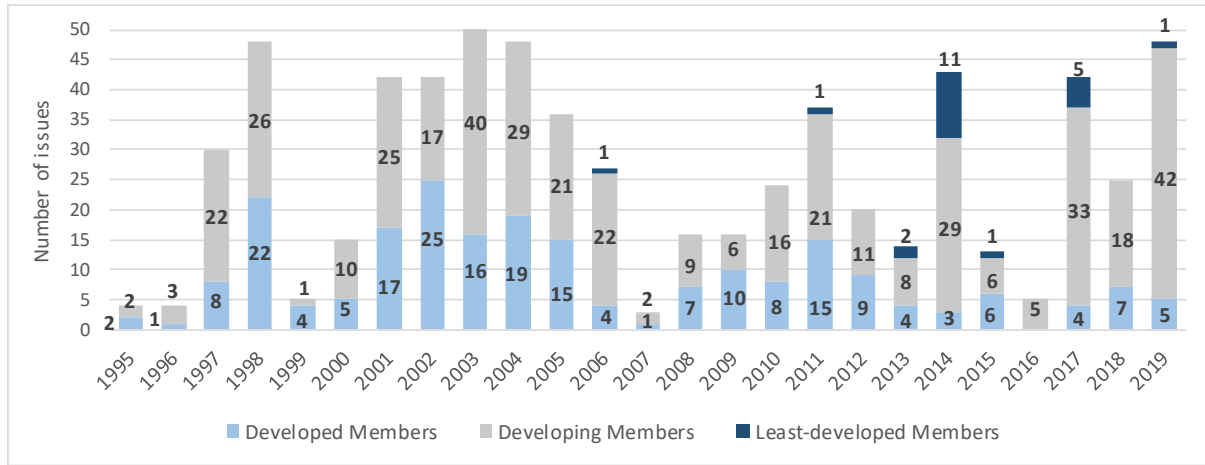
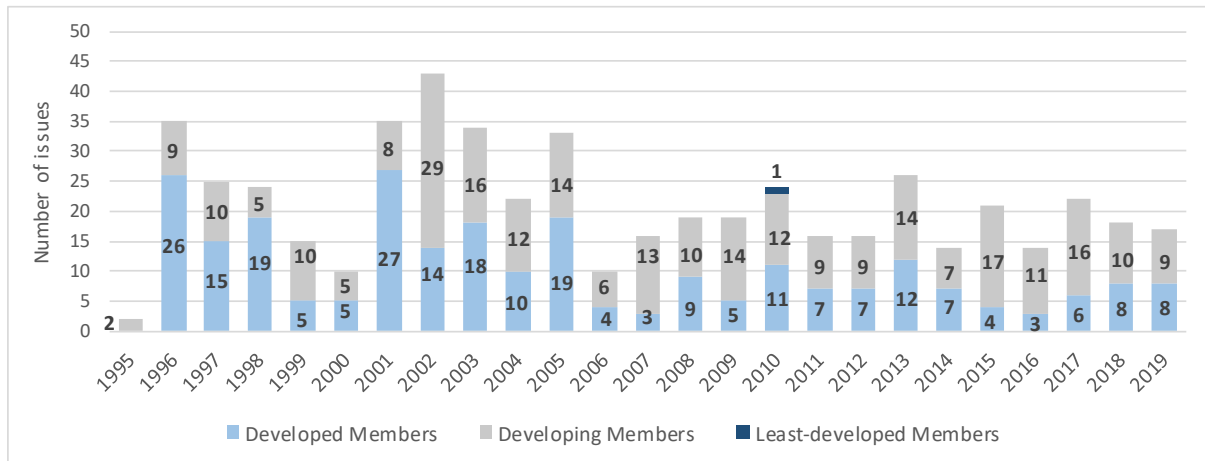
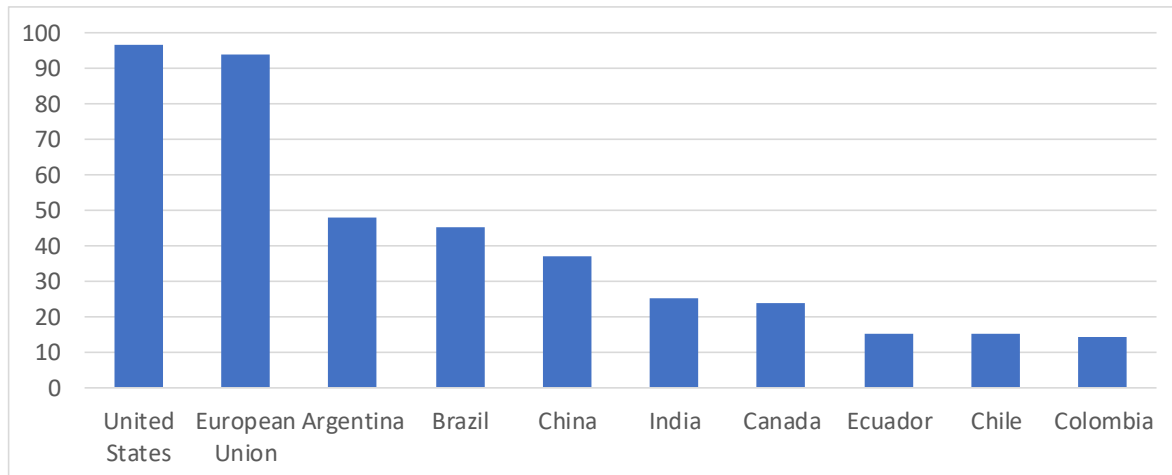
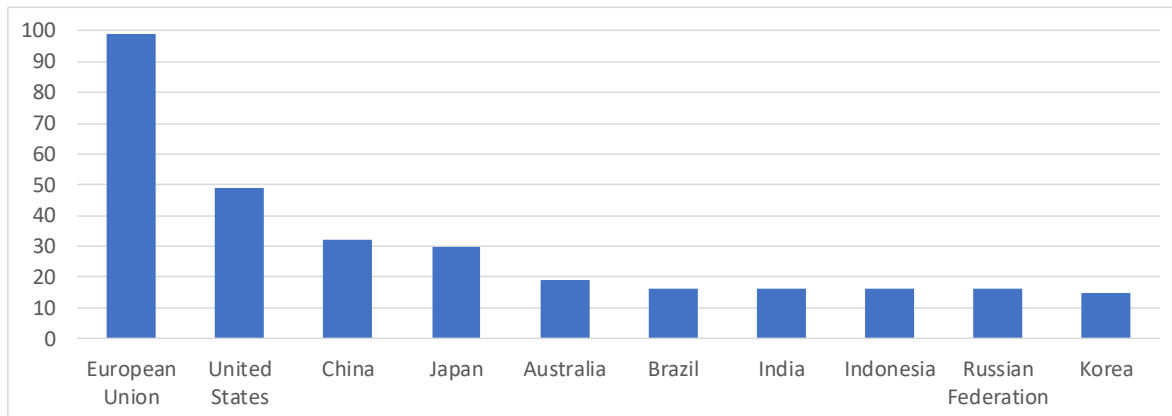


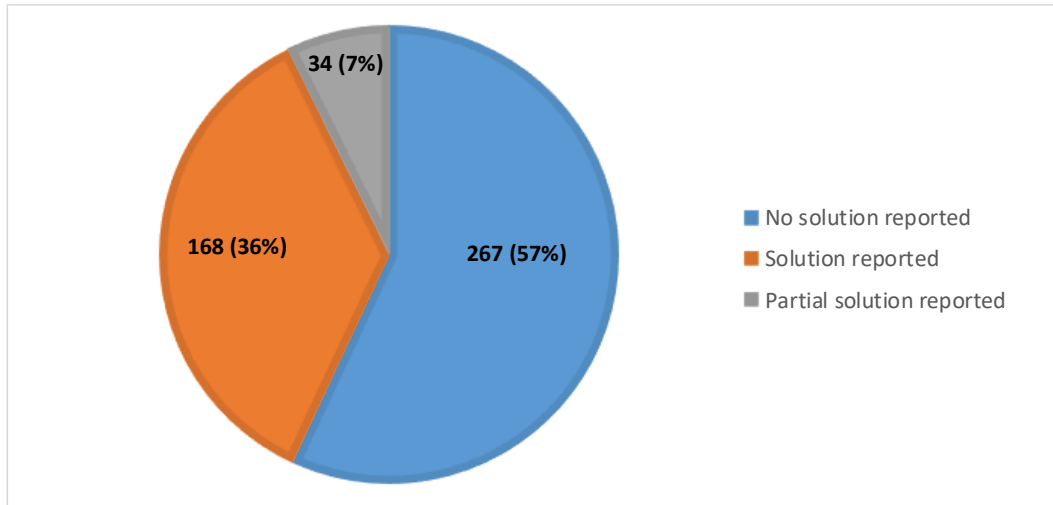
Chart 1.9 – New issues according to the development status of the Member maintaining the measure subject to an STC



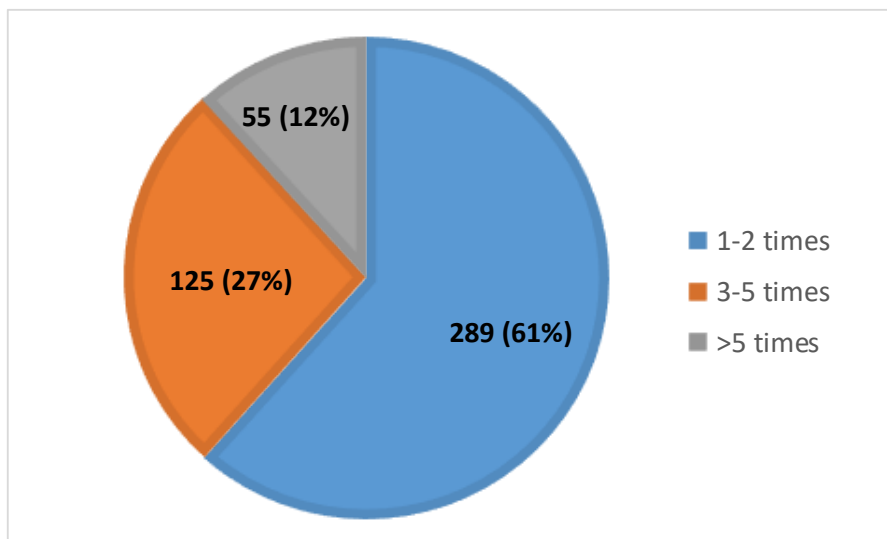
1.9. A total of 65 Members have raised at least one STC since 1995. A total of 62 Members' measures have been subject to an STC. [Charts 1.10](#) and [1.11](#) show the 10 Members that have raised the most new concerns and the 10 Members that have the most measures subject to an STC, respectively, since 1995 up to the last Committee meeting in November 2019.

Chart 1.10 - Members which have raised the most STCs since 1995**Chart 1.11 - Members whose measures have been subject to the most STC since 1995**

1.10. [Chart 1.12](#) shows that out of the 469 STCs raised since 1995, 168 (36%) and 34 (7%) have been reported to be resolved and partially resolved, respectively. In the case of the partially resolved STCs, trade may have been allowed for selected products or by some of the importing Members maintaining the measure(s) in question. No solutions have been reported for the remaining 267 (57%) STCs.

Chart 1.12 – Resolution of STCs

1.11. [Chart 1.13](#) shows the number of times STCs have been raised since 1995. A total of 289 (61%) have only been raised one or two times, 125 (27%) has been raised three to five times and only 55 (12%) have been raised more than five times. Of the 267 STCs for which no solution has been reported, 128 (48%) have only been raised once (excluding the 5 raised for the first time in the last Committee meeting); and 213 (80%) have not been raised again in the last 2 years. Some of these STCs may have been resolved without the Committee being informed. Members can report on the resolution of STCs under the corresponding agenda item in the SPS Committee.

Chart 1.13 - Average number of times STCs have been raised since 1995¹¹

1.12. On average, resolved STCs were raised 2.7 times. Of the 168 STCs for which a solution has been reported, 74 (44%) relate to animal health, 50 (30%) to plant health, 38 (22%) to food safety, and 6 (4%) to other concerns. It is interesting to note that STCs relating to plant health issues represent 24% of the total number of STCs raised since 1995 ([Chart 1.4](#)), while they correspond to 30% of the STCs reported as resolved. On the contrary, while STCs relate to food safety and animal health in similar proportion (33% and 36% respectively), STCs relating to animal health represent double (44%) of the STCs reported as resolved compared to those relating to food safety (22%). These statistics are summarized in [Table 1.1](#).

¹¹ Please note that these data do not provide any temporary framework on when the STCs were raised.

[Table 1.1](#) contains statistics relevant to the resolution of STCs (total, partial or not reported), according to the primary subject keyword of the STC.

Table 1.1 - Summary of statistics on resolution of STCs

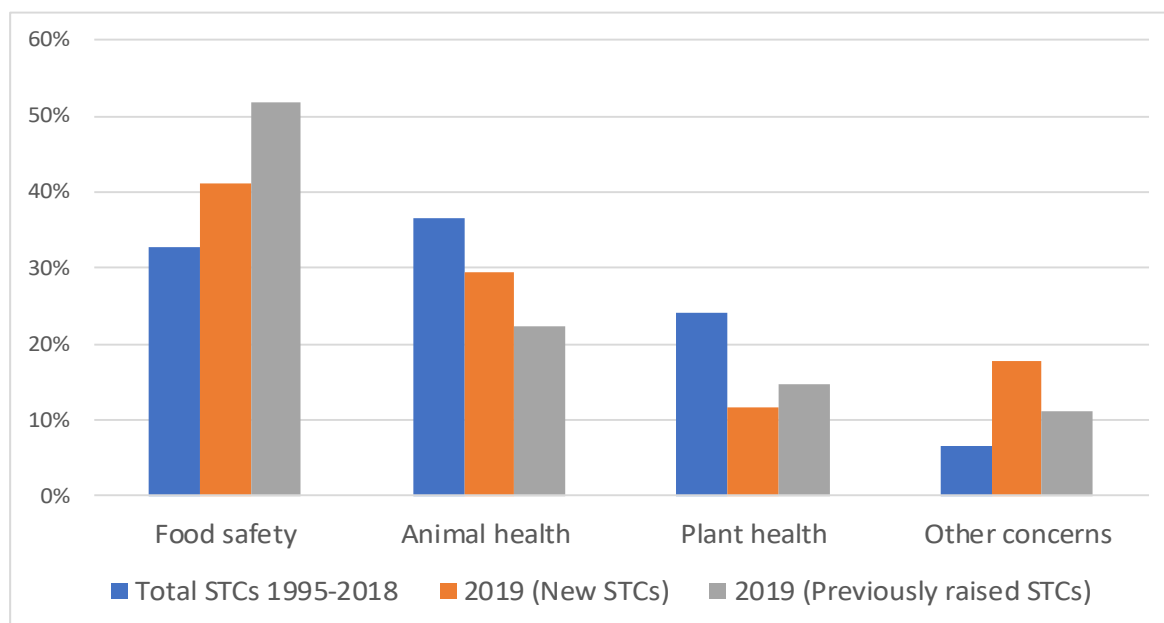
Primary keyword subject	Food safety	Animal health	Plant health	Other concerns	All STCs
All STCs	155 (33%)	170 (36%)	111 (24%)	33 (7%)	469
Number of times raised (average)	3.1	2.9	2.7	2.8	2.9
STCs reported as Resolved (R)	38 (22%)	74 (44%)	50 (30%)	6 (4%)	168 (36%)
Number of times resolved STCs have been raised	3.1	4.9	2.8	3.3	2.7
Partially resolved (PR) STCs	12 (36%)	11 (33%)	8 (24%)	2 (7%)	33 (7%)
STCs for which no solution has been reported (NR)	105 (39%)	85 (32%)	52 (20%)	25 (9%)	267 (57%)

2 SPECIFIC TRADE CONCERNS CONSIDERED IN 2019

2.1. A total of 40 STCs were brought to the attention of the Committee during 2019, of which 17 were new STCs ([Table 2.2](#)) and 23 had been raised previously. In addition, four STCs raised for the first time in 2019 were again discussed in subsequent meetings during the same year ([Table 2.3](#)). Throughout 2019, two STCs (N° [411](#) and N° [421](#)) were reported as resolved and substantive action occurred under the DSU in the case of three other STCs (N° [359](#), N° [369](#) and N° [394](#)) ([Table 2.4](#)). Finally, [Table 2.5](#) presents STCs according to the Member(s) maintaining the measures at issue, by alphabetical order.

2.2. Out of the 40 STCs raised in 2019, 19 (47%) relate to food safety, six (15%) to plant health and six (15%) to other concerns. The remaining nine STCs (23%) relate to animal health and zoonoses¹², although this category includes issues that are also relevant from a food safety perspective. [Chart 2.1](#) shows all new and previous STCs raised in the Committee in 2019 compared to all STCs discussed between 1995 and 2018, by primary subject keywords assigned.

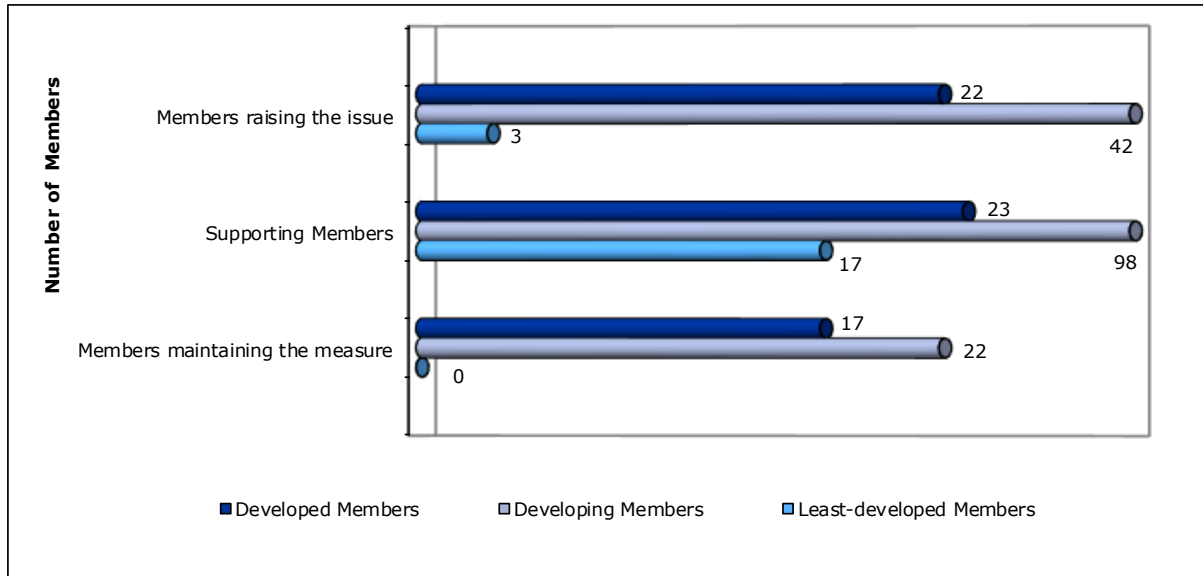
Chart 2.1 – New and previous STCs raised in 2019, by primary subject keywords, compared to the all STCs raised between 1995 and 2018 (percentage)



2.3. Regarding the development status of Members participating in the STCs in 2019, [Chart 2.2](#) shows the same trends observed since 2008¹³, where developing country Members have raised and supported a higher number of issues than developed country Members, and also maintain more measures subject to an STC.

¹² Three STCs refer to avian influenza, two refer to BSE, one to classical swine fever, one to African swine fever, one to foot and mouth disease, and one to blue tongue.

¹³ See paragraph 1.8 above.

Chart 2.2 - Participation of Members in STCs in 2019

2.4. Since STCs can be raised or supported by more than one Member, the number of issues is generally much higher than the number of STCs raised.¹⁴ [Table 2.1](#) summarizes the number of Members participating in the STCs, either raising or supporting, or maintaining the measure subject to an STC. For instance, of the 40 STCs that were discussed in 2019, 25 were raised by 42 developing country Members, 20 were raised by 22 developed country Members and two were raised by three least-developed country Members. Further information on the Members raising and supporting a concern, or maintaining measures subject to concerns, is detailed in [Tables 2.2, 2.3](#) and [2.4](#). It is interesting to note that only one (6%) of the 17 new STCs and five (22%) of the 23 previously raised STCs in 2019 were simultaneously raised by developing and developed Members. Three new STCs and four previously raised STCs have gathered the support of more than ten Members.

Table 2.1 – Participation of Members in STCs, by development status

	Raised by		Supported by		Maintained by	
	STCs	Members	STCs	Members	STCs	Members
Developed country Members	20	22	13	23	17	17
Developing country Members	25	42	18	98	22	22
Least-developed country Members	2	3	4	17	0	0

¹⁴ See footnote 3.

Table 2.2 – STCs raised for the first time in 2019¹⁵

STC number	Title	Relevant documents	Raised by	Supported by	Maintained by	Primary subject keyword	First raised (subsequently raised)	Status ¹⁶
453	EU restrictions on the use of chlorothalonil (pesticide active substance)	G/TBT/N/EU/625 ; G/SPS/GEN/1695	Colombia	Bolivia, Plurinational State of; Brazil; Chile; Costa Rica; Ecuador; Guatemala; Honduras; Panama; Paraguay; Turkey; United States of America	European Union	Food safety	21/03/2019 (0 times)	NR
454	EU transitional periods for MRLs and international consultations	G/SPS/GEN/1697 ; G/SPS/N/EU/264/Add.1 ; G/SPS/N/EU/248	Colombia	Brazil; Chile; China; Costa Rica; Ecuador; Guatemala; Honduras; Panama; Paraguay; Peru; Turkey; United States of America	European Union	Food safety	21/03/2019 (1 time)	NR
455	Indonesia's undue delay in authorization procedures for beef	Raised orally	Brazil	Philippines	Indonesia	Food safety	21/03/2019 (0 times)	NR
456	Korea's import restrictions on poultry due to highly pathogenic avian influenza	Raised orally	European Union	Russian Federation	Korea, Republic of	Animal health	21/03/2019 (0 times)	NR
457	EU amendments of MRLs for imazalil	G/SPS/N/EU/319 ; G/SPS/GEN/1707 ; G/SPS/GEN/1707/Add.1	Colombia; Costa Rica; Côte d'Ivoire; Dominican Republic; Ecuador	Brazil; Cameroon; Guatemala; Honduras; Jamaica; Nicaragua; Panama; Peru; Senegal; United States of America; Uruguay	European Union	Food safety	18/07/2019 (0 times)	NR
458	EU regulatory process for determining maximum levels of glycidyl fatty acid esters, 3-monochloropropanediol (3-MCPD) and its fatty acid esters, in foods or food ingredients	G/SPS/GEN/1708	Colombia	Costa Rica; Côte d'Ivoire; Ecuador; Guatemala; Honduras; Malaysia	European Union	Food safety	18/07/2019 (0 times)	NR

¹⁵ Please note that a hyperlink in the ID number redirects to the corresponding STC in the SPS IMS for further details on the concern.

¹⁶ NR : Not reported ; PR : Partially resolved ; R : Resolved.

STC number	Title	Relevant documents	Raised by	Supported by	Maintained by	Primary subject keyword	First raised (subsequently raised)	Status ¹⁶
459	New EU MRLs for lambda-cyhalothrin	Raised orally	China		European Union	Food safety	18/07/2019 (1 time)	NR
460	China's restrictions on imports of US beef	Raised orally	United States of America		China	Animal health	18/07/2019 (0 times)	NR
461	Turkey's FMD-related import restrictions on live cattle	G/SPS/N/TUR/58	Argentina		Turkey	Animal health	18/07/2019 (1 time)	NR
462	Viet Nam's general restrictions on imports (melons, live cattle, beef, and meat and bone meal)	G/SPS/N/VNM/105	Brazil		Viet Nam	Other concerns	18/07/2019 (0 times)	NR
463	Ukraine's restrictions on swine products	Raised orally	Brazil		Ukraine	Animal health	18/07/2019 (1 time)	NR
464	Japan's restrictions on avocado	Raised orally	Brazil		Japan	Plant health	18/07/2019 (0 times)	NR
465	Thailand's approval procedures for imports of pork and other animal products	G/SPS/N/THA/243 ; G/SPS/N/THA/244	Brazil; European Union		Thailand	Other concerns	07/11/2019 (0 times)	NR
466	The Philippines' trade restrictions on imports of meat	Raised orally	European Union		Philippines	Animal health	07/11/2019 (0 times)	NR
467	EU sanitary requirement for importation of hoof and horn	Raised orally	Indonesia		European Union	Other concerns	07/11/2019 (0 times)	NR
468	The Russian Federation's maximum limit of 3-monochloropropanediol (3MCPD) and glycidyl ester (GE) in palm oil products	G/SPS/N/RUS/152	Indonesia	Colombia; Malaysia	Russian Federation	Food safety	07/11/2019 (0 times)	NR
469	EU Regulation on high risk plants (Regulation (EU) 2016/2031)	G/SPS/N/EU/272 ; G/SPS/GEN/1748	Israel	Canada; Kenya; United States of America	European Union	Plant health	07/11/2019 (0 times)	NR

Table 2.3 - STCs previously raised and discussed again in 2019¹⁷

STC number	Title	Relevant documents	Raised by	Supported by	Maintained by	Primary subject keyword	First raised (subsequently raised)	Status ¹⁹
184	China's AQSIQ official certification requirements for food imports (G/TBT/N/CHN/1209) (previously raised as Lack of transparency for certain SPS measures)	G/SPS/N/CHN/22 ; G/TBT/N/CHN/1209	Israel; United States of America	Australia; Canada; Chile; Costa Rica; European Union; Guatemala; Japan; Korea, Republic of; Mexico; Norway; Singapore; Switzerland; Thailand	China	Other concerns	01/03/2004 (7 times)	NR
193	General import restrictions due to BSE	Raised orally	European Union; United States of America	Canada; Switzerland; Uruguay	Unspecified	Animal health	01/06/2004 (37 times)	PR
382	European Union revised proposal for categorization of compounds as endocrine disruptors	G/SPS/GEN/1448 ; G/SPS/N/EU/166 ; G/SPS/N/EU/166/Add.1 ; G/SPS/N/EU/166/Add.2 ; G/SPS/GEN/1494/Rev.1 ; G/TBT/N/EU/554 ; G/SPS/N/EU/263	Argentina; China; India; United States of America	Australia; Benin; Brazil; Burkina Faso; Burundi; Canada; Central African Republic; Chile; Colombia; Costa Rica; Dominican Republic; Ecuador; Egypt; El Salvador; The Gambia; Ghana; Guatemala; Guinea; Honduras; Indonesia; Jamaica; Kenya; Korea, Republic of; Madagascar; Malaysia; Mexico; New Zealand; Nigeria; Pakistan; Panama; Paraguay; Peru; Philippines; Senegal; Sierra Leone; South Africa; Chinese Taipei; Thailand; Togo; Uruguay; Viet Nam; Zambia	European Union	Food safety	25/03/2014 (15 times)	NR
386	Mexico's measures on imports of hibiscus flowers	Raised orally	Nigeria; Senegal	Burkina Faso	Mexico	Plant health	26/03/2015 (2 times)	PR

¹⁷ Please note that a hyperlink in the ID number redirects to the corresponding STC in the SPS IMS for further details on the concern.

STC number	Title	Relevant documents	Raised by	Supported by	Maintained by	Primary subject keyword	First raised (subsequently raised)	Status ¹⁹
390	The Russian Federation's import restrictions on processed fishery products from Estonia and Latvia	Raised orally	European Union		Russian Federation	Food safety	15/07/2015 (12 times)	NR
395	China's proposed amendments to the implementation regulations on safety assessment of agricultural GMOs	G/SPS/N/CHN/881	Paraguay; United States of America		China	Food safety	15/07/2015 (9 times)	NR
406	China's import restrictions due to Highly Pathogenic Avian Influenza	Raised orally	European Union; United States of America		China	Animal health	16/03/2016 (11 times)	NR
413	Guatemala's restrictions on egg products	Raised orally	Mexico		Guatemala	Food safety	27/10/2016 (3 times)	NR
414	Indonesia's food safety measures affecting horticultural products and animal products	Raised orally	Philippines		Indonesia	Food safety	27/10/2016 (2 times)	NR
422	France's dimethoate-related restrictions on imports		United States of America	Argentina; Canada; Turkey	European Union	Food safety	13/07/2017 (4 times)	NR
427	India's fumigation requirements for cashew nuts		Madagascar; Senegal	Burkina Faso; Colombia; Ghana; Kenya; Mali; Mozambique; Nigeria; Russian Federation; Togo; Ukraine; United States of America	India	Plant health	13/07/2017 (4 times)	NR
431	South Africa's import restrictions on poultry due to Highly Pathogenic Avian Influenza	Raised orally	European Union		South Africa	Animal health	02/11/2017 (6 times)	NR
432	EU restrictions on poultry meat due to Salmonella detection	Raised orally	Brazil		European Union	Food safety	02/11/2017 (3 times)	NR
438	Viet Nam's market access requirements for "white" offals	Raised orally	United States of America	New Zealand	Viet Nam	Other concerns	01/03/2018 (1 time)	NR
439	US import restrictions on apples and pears	Raised orally	European Union		United States of America	Plant health	01/03/2018 (5 times)	NR

STC number	Title	Relevant documents	Raised by	Supported by	Maintained by	Primary subject keyword	First raised (subsequently raised)	Status ¹⁹
440	New Zealand's draft import health standard for vehicles, machinery and equipment	G/SPS/N/NZL/570 ; G/SPS/N/NZL/570/Add.1	Japan		New Zealand	Plant health	12/07/2018 (2 times)	NR
441	Lack of transparency and undue delays in Indonesia's approval procedures for animal products	G/SPS/N/IDN/121	European Union	Brazil	Indonesia	Other concerns	12/07/2018 (4 times)	NR
442	EU Commission Decision 2002/994/EC on animal products	Raised orally	China		European Union	Food safety	12/07/2018 (4 times)	NR
446	EU review of legislation on veterinary medicinal products	Raised orally	Argentina; United States of America	Australia; Brazil; Canada; Chile; Colombia; Paraguay	European Union	Food safety	12/07/2018 (2 times)	NR
447	New EU definition of the fungicide folpet	Raised orally	China		European Union	Food safety	12/07/2018 (4 times)	NR
448	EU MRLs for buprofezin, chlorothalonil, diflubenzuron, ethoxysulfuron, glufosinate, imazalil, ioxynil, iprodione, molinate, picoxystrobin and tepraloxymid	G/SPS/N/EU/264 ; G/TBT/N/EU/418 ; G/TBT/N/EU/447 ; G/TBT/N/EU/437 ; G/C/W/767/Rev.1 ; G/SPS/GEN/1740/Rev.1	Colombia; Costa Rica; Côte d'Ivoire; Ecuador; Guatemala; India; Panama; Paraguay; United States of America	Argentina; Brazil; Canada; Chile; Dominican Republic; El Salvador; Honduras; Nicaragua; Peru; Turkey; Uruguay	European Union	Food safety	01/11/2018 (3 times)	NR
449	The Russian Federation's bluetongue-related import restriction on ruminants	Raised orally	European Union		Russian Federation	Animal health	01/11/2018 (2 times)	NR
450	Viet Nam's import restrictions in the draft law of animal production	G/SPS/N/VNM/82 ; G/SPS/N/VNM/95 ; G/SPS/N/VNM/95/Add.2	United States of America	Canada; Paraguay	Viet Nam	Food safety	01/11/2018 (1 time)	NR
454^a	EU transitional periods for MRLs and international consultations	G/SPS/GEN/1697 ; G/SPS/N/EU/264/Add.1 ; G/SPS/N/EU/248	Colombia	Brazil; Chile; China; Costa Rica; Ecuador; Guatemala; Honduras; Panama; Paraguay; Peru; Turkey; United States of America	European Union	Food safety	21/03/2019 (1 time)	NR
459^a	New EU MRLs for lambda-cyhalothrin	Raised orally	China		European Union	Food safety	18/07/2019 (1 time)	NR

STC number	Title	Relevant documents	Raised by	Supported by	Maintained by	Primary subject keyword	First raised (subsequently raised)	Status ¹⁹
461^a	Turkey's FMD-related import restrictions on live cattle	G/SPS/N/TUR/58	Argentina		Turkey	Animal health	18/07/2019 (1 time)	NR
463^a	Ukraine's restrictions on swine products	Raised orally	Brazil		Ukraine	Animal health	18/07/2019 (1 time)	NR

^a STCs raised for the first time in 2019 and discussed again in subsequent meetings during the same year.

Table 2.4 - STCs where substantive action occurred under the DSU in 2019 or reported as resolved (R) or partially resolved (PR), not reported as resolved (NR)¹⁸

STC number	Title	Relevant documents	Raised by	Supported by	Maintained by	Primary subject keyword	First raised (subsequently raised)	Status
359^b	Strengthened import restrictions on food and feeds products with regard to radionuclides	Raised orally	Japan		Korea, Republic of	Food safety	16/10/2013 (4 times)	NR / DS 495
369^b	Russia's measures on live pigs and pork products due to African Swine Fever	G/SPS/GEN/1305 , G/SPS/GEN/1313 , G/SPS/GEN/1315 , G/SPS/N/RUS/48 , G/SPS/N/RUS/49	European Union		Russian Federation	Animal health	25/03/2014 (0 times)	NR / DS 475
394^b	Costa Rica's suspension of the issuing of phytosanitary import certificates for avocados	G/SPS/N/CRI/160 , G/SPS/N/CRI/160/Add.1 , G/SPS/N/CRI/162	Guatemala; Mexico		Costa Rica	Plant health	15/07/2015 (4 times)	NR / DS 524
411	Russian Federation import restrictions on certain animal products from Germany	G/SPS/GEN/1216	European Union		Russian Federation	Food safety	30/06/2016 (7 times)	R (18/07/2019)
421	Thailand's import restriction on papaya seeds	G/SPS/N/THA/158	Chinese Taipei		Thailand		22/03/2017 (5 times)	R (07/11/2019)

^b Panel proceedings occurred in the context of the WTO dispute settlement system. For more information, see https://www.wto.org/english/tratop_e/dispu_e/dispu_e.htm.

¹⁸ Please note that a hyperlink in the ID number redirects to the corresponding STC in the SPS IMS for further details on the concern.

Table 2.5 - Members maintaining measures subject to STCs (new or old) in 2019, in alphabetical order¹⁹

Member maintaining the measure	STC number	Title	Raised by	Primary subject keyword	First raised (subsequently raised)
China	184	China's AQSIQ official certification requirements for food imports (G/TBT/N/CHN/1209) (previously raised as Lack of transparency for certain SPS measures)	Israel; United States of America	Other concerns	01/03/2004 (7 times)
China	395	China's proposed amendments to the implementation regulations on safety assessment of agricultural GMOs	Paraguay; United States of America	Food safety	15/07/2015 (9 times)
China	406	China's import restrictions due to Highly Pathogenic Avian Influenza	European Union; United States of America	Animal health	16/03/2016 (11 times)
China	460^c	China's restrictions on imports of US beef	United States of America	Animal health	18/07/2019 (0 times)
European Union	382	European Union legislation on endocrine disruptors	Argentina; China; Ecuador; Guatemala; India; Panama; Paraguay; United States of America	Food safety	25/03/2014 (15 times)
European Union	422	France's dimethoate-related restrictions on imports	United States of America	Food safety	13/07/2017 (4 times)
European Union	432	EU restrictions on poultry meat due to Salmonella detection	Brazil	Food safety	02/11/2017 (3 times)
European Union	442	EU Commission Decision 2002/994/EC on animal products	China	Food safety	12/07/2018 (4 times)
European Union	446	EU review of legislation on veterinary medicinal products	Argentina; United States of America	Food safety	12/07/2018 (2 times)
European Union	447	New EU definition of the fungicide folpet	China	Food safety	12/07/2018 (4 times)
European Union	448	EU MRLs for buprofezin, chlorothalonil, diflubenzuron, ethoxysulfuron, glufosinate, imazalil, ioxynil, iprodione, molinate, picoxystrobin and tepraloxymidim	Colombia; Costa Rica; Côte d'Ivoire; Ecuador; Guatemala; India; Panama; Paraguay; United States of America	Food safety	01/11/2018 (3 times)
European Union	453^c	EU restrictions on the use of chlorothalonil (pesticide active substance)	Colombia	Food safety	21/03/2019 (0 times)
European Union	454^c	EU transitional periods for MRLs and international consultations	Colombia	Food safety	21/03/2019 (1 time)
European Union	457^c	EU amendments of MRLs for imazalil	Colombia; Costa Rica; Côte d'Ivoire; Dominican Republic; Ecuador	Food safety	18/07/2019 (0 times)

¹⁹ Please note that a hyperlink in the ID number redirects to the corresponding STC in the SPS IMS for further details on the concern.

Member maintaining the measure	STC number	Title	Raised by	Primary subject keyword	First raised (subsequently raised)
European Union	458^c	EU regulatory process for determining maximum levels of glycidyl fatty acid esters, 3-monochloropropanediol (3-MCPD) and its fatty acid esters, in foods or food ingredients	Colombia	Food safety	18/07/2019 (0 times)
European Union	459^c	New EU MRLs for lambda-cyhalothrin	China	Food safety	18/07/2019 (1 time)
European Union	467^c	EU sanitary requirement for importation of hoof and horn	Indonesia	Other concerns	07/11/2019 (0 times)
European Union	469^c	EU Regulation on high risk plants (Regulation (EU) 2016/2031)	Israel	Plant health	07/11/2019 (0 times)
Guatemala	413	Guatemala's restrictions on egg products	Mexico	Food safety	27/10/2016 (3 times)
India	427	India's fumigation requirements for cashew nuts	Madagascar; Senegal	Plant health	13/07/2017 (4 times)
Indonesia	414	Indonesia's food safety measures affecting horticultural products and animal products	Philippines	Food safety	27/10/2016 (2 times)
Indonesia	441	Lack of transparency and undue delays in Indonesia's approval procedures for animal products	European Union	Other concerns	12/07/2018 (4 times)
Indonesia	455^c	Indonesia's undue delay in authorization procedures for beef	Brazil	Food safety	21/03/2019 (0 times)
Japan	464^c	Japan's restrictions on avocado	Brazil	Plant health	18/07/2019 (0 times)
Japan	193	General import restrictions due to BSE	European Union; United States of America	Animal health	01/06/2004 (37 times)
Korea, Republic of	456^c	Korea's import restrictions on poultry due to highly pathogenic avian influenza	European Union	Animal health	21/03/2019 (0 times)
Korea, Republic of	193	General import restrictions due to BSE	European Union; United States of America	Animal health	01/06/2004 (37 times)
Mexico	386	Mexico's measures on imports of hibiscus flowers	Nigeria; Senegal	Plant health	26/03/2015 (2 times)
New Zealand	440	New Zealand's draft import health standard for vehicles, machinery and equipment	Japan	Plant health	12/07/2018 (2 times)
Philippines	466^c	The Philippines' trade restrictions on imports of meat	European Union	Animal health	07/11/2019 (0 times)
Russian Federation	390	The Russian Federation's import restrictions on processed fishery products from Estonia and Latvia	European Union	Food safety	15/07/2015 (12 times)
Russian Federation	449	The Russian Federation's bluetongue-related import restriction on ruminants	European Union	Animal health	01/11/2018 (2 times)
Russian Federation	468^c	The Russian Federation's maximum limit of 3-monochloropropanediol (3MCPD) and glycidyl ester (GE) in palm oil products	Indonesia	Food safety	07/11/2019 (0 times)

Member maintaining the measure	STC number	Title	Raised by	Primary subject keyword	First raised (subsequently raised)
South Africa	431	South Africa's import restrictions on poultry due to Highly Pathogenic Avian Influenza	European Union	Animal health	02/11/2017 (6 times)
Chinese Taipei	193	General import restrictions due to BSE	European Union; United States of America	Animal health	01/06/2004 (37 times)
Thailand	465^c	Thailand's approval procedures for imports of pork and other animal products	Brazil; European Union	Other concerns	07/11/2019 (0 times)
Turkey	461^c	Turkey's FMD-related import restrictions on live cattle	Argentina	Animal health	18/07/2019 (1 time)
Ukraine	463^c	Ukraine's restrictions on swine products	Brazil	Animal health	18/07/2019 (1 time)
United States of America	439	US import restrictions on apples and pears	European Union	Plant health	01/03/2018 (5 times)
Viet Nam	438	Viet Nam's market access requirements for "white" offals	United States of America	Other concerns	01/03/2018 (1 time)
Viet Nam	450	Viet Nam's import restrictions in the draft law of animal production	United States of America	Food safety	01/11/2018 (1 time)
Viet Nam	462^c	Viet Nam's general restrictions on imports (melons, live cattle, beef, and meat and bone meal)	Brazil	Other concerns	18/07/2019 (0 times)
Certain Members	193	General import restrictions due to BSE	European Union; United States of America	Animal health	01/06/2004 (37 times)

^c STCs raised for the first time in 2019.