



**Committee on Agriculture
Special Session
Sub-Committee on Cotton**

COTTON

BACKGROUND PAPER BY THE SECRETARIAT¹

Addendum

This addendum refers to and must be read in conjunction with document TN/AG/GEN/34/Rev.13 - TN/AG/SCC/GEN/13/Rev.13. It showcases in particular: Members' replies to the questionnaire on new or updated cotton-related policy developments (Annex 4); and information on cotton markets and policies from the trade policy review mechanism (Annex 5).

TABLE OF CONTENTS

ANNEX 1	2
ANNEX 2	5
ANNEX 3	8
ANNEX 4	11
ANNEX 5	35

¹ This document has been prepared under the Secretariat's own responsibility and is without prejudice to the positions of Members or to their rights and obligations under the WTO. It has been prepared for information only and is not intended to provide any authoritative or official legal interpretation of the provisions of the WTO Agreements in general or in relation to any measure listed in this document.

ANNEX 1**NOTES ON TARIFF RATE QUOTA COMMITMENTS FROM CHINA'S SCHEDULE**

1. Tariff quotas indicated in the third column are volumes for calendar year 2001. Tariff quota concessions will be implemented according to the date specified in the "implementation" column. The implementation column indicates the date (referring to 1 January of the year indicated) when the final quota quantity will be achieved. The tariff quota concessions are subject to equal annual adjustments (occurring on 1 January of each year), unless otherwise specified in the last column ("Other terms and conditions").
2. The People's Republic of China (hereinafter referred to as "China") shall maintain its in-quota applied and bound rates (and, upon removal of the tariff-quota, its applied and bound rates) for HS 1514 (rape or colza (canola) oil and its fractions, whether or not refined, but not chemically modified) at a level equal to that for HS 1507 (soya-bean oil and its fractions, whether or not refined, but not chemically modified) and for HS 1205 (rape or colza (canola) seeds, whether or not broken).
3. The growth rate for the TRQ volume for canola (rapeseed) oil shall be no less than the growth rate for the TRQ volume for soybean oil.
4. An entity granted a tariff quota allocation (quota-holder) may engage in importation through state-trading enterprises and/or through entities possessing the right to trade other than state-trading enterprises, including direct importation by the quota holder, as indicated on documentation issued with the allocation or reallocation of the tariff quota quantities.
5. Application: All applications for an allocation of the tariff-quota will be submitted to the State Development and Planning Commission (SDPC). Specific conditions for applying for a tariff-quota allocation will be published in the official journal one month in advance of the application period, which will be from 15 October to 30 October.
6. Allocation:
 - a. The entire tariff-quota quantity established in Section I-B shall be allocated to end users by 1 January each year. Inquiries regarding tariff-quota allocations can be made to the SDPC, with responses provided within 10 working days. Any additional requirement for importation will be automatic under the terms of the Agreement on Import Licensing Procedures. China shall equitably distribute allocations within each portion of the tariff-quota to ensure complete tariff-quota utilization and to establish a tariff-quota system that is open, transparent, fair, responsive to market conditions, timely, minimally burdensome to trade and reflects end user preferences.
 - b. In the first year, allocations to end users by the SDPC of the tariff-quota reserved for importation through state-trading enterprises shall be based on a first-come, first-served system or the requests of the applicants and their historical import performance, production capacity, or other relevant commercial criteria, subject to specific conditions to be published one month in advance of the opening of the application period so as to ensure an equitable distribution and complete tariff-quota utilization. In the first year, no less than 10% of the tariff-quota reserved for importation through state-trading enterprises will be allocated to new quota-holders.
 - c. In the first year, allocations to end users by the SDPC of the tariff-quota reserved for importation through entities other than state-trading enterprises shall be based on a first-come, first-served system or the requests of the applicants and their historical import performance, production capacity, or other relevant commercial criteria. No less than 10% of the tariff-quota reserved for importation through entities other than state-trading enterprises will be allocated to new quota-holders. This tariff-quota will be limited to

-
- entities that do not receive any special or exclusive rights or privileges, and will include allocations to joint ventures, wholly foreign-funded enterprises, and private enterprises.
- d. Except in cases where tariff-quota is allocated on a first-come, first-served basis, and in accordance with China's Schedule of Concessions and Commitments on Goods, a quota-holder that has imported under a tariff-quota shall, upon application, receive an allocation of the tariff-quota in the following year for a quantity no less than the quantity imported the previous year. For all methods of allocation, a quota-holder that does not import its full allocation under a tariff-quota will receive a proportional reduction in the tariff-quota allocation in the subsequent year unless the quantity is returned to the SDPC prior to 15 September. A quota holder that has failed to import its full allocation in two consecutive years and has returned that unused portion by 15 September shall have its quota allocated in the following year on the basis of its fill rate in the most recent year, and will not benefit from any additional reallocations until and unless there are no other applications. The means of calculating the penalty will be included in the TRQ regulation in force and publicly available, and will be applied in a consistent and equitable manner.
 - e. Allocations will be established for commercially viable shipping quantities and provisions will be made for partial shipments against a single tariff-quota allocation. All commercial terms of trade, including product specification, pricing, packaging, etc., will be at the sole determination of the importer and the exporter taking into full account the demands of the end user. Tariff-quota allocations will be valid for any item or mixture of items subject to the same tariff-quota.
 - f. Inquiries on the entities which received the allocation can be made to the SDPC which shall provide the information within 10 days.
7. Term: The tariff-quota for each product will be opened on 1 January each year, unless otherwise specified in the Schedule. Tariff-quota allocations will be valid for the calendar year.
8. Reallocation:
- a. In any year, if a quota-holder has not contracted for the total quantity by 15 September, it shall return the unused portion of the tariff-quota quantity to the SDPC for reallocation.
 - b. Applications for reallocation of the tariff-quota will be accepted by the SDPC from 1 September to 15 September and new allocations shall be assigned by 1 October. Specific conditions for applying for reallocation of tariff quotas will be published in the official journal one month in advance of the application period. Such allocations, which shall be to new applicants and to entities other than those returning quotas under sub-paragraph 8.a. above, will be assigned on a first-come, first-served basis. Quota-holders allocated a share of the tariff-quota reserved for importation through entities other than state-trading enterprises may import through any entity that has a right to trade in any product as specified in Section 5 of China's Protocol of Accession.
 - c. Inquiries on the entities which received the reallocations can be made to the SDPC which will provide the information within 10 days.
 - d. In situations where goods have been shipped from their port of origin before 31 December of any year, but are entered after 31 December of that year, China shall extend the validity of the tariff quota documents and shall count such shipments against the tariff quota allocation for the year in which the tariff quota was initially allocated.
9. Consultations: With a view to maintaining a transparent and open tariff quota system, upon request from any WTO Member, China shall consult with the Member on the administration of the tariff quota to ensure that the tariff quota will be allocated in a transparent, equitable and non-discriminatory manner and that the tariff quota will be fully utilized.

Notes:

1. The share of the tariff-quota reserved for importation through state-trading enterprises is specified in column 7 of Section I-B. The remainder of the tariff-quota quantity is reserved for importation through any non-state trading enterprise possessing the right to trade in any product as set forth in Section 5 of China's Protocol of Accession.

In any year, if the quantity of the tariff-quota reserved for importation through state-trading enterprises has not been contracted for by 15 August, quota-holders will have the right to trade or to import through any entity with the right to trade any product under Section 5 of China's Protocol of Accession.

2. China shall ensure that the applied duty for soybean oil, rapeseed oil, palm oil, peanut oil, cottonseed oil, sunflower seed oil, and corn oil is no greater than the applied duty for any one of these oils or for any other vegetable oil. Of the vegetable oils subject to tariff quota (i.e., soybean oil, rapeseed oil, and palm oil), if the tariff-quota for any one oil is autonomously increased, the tariff-quotas for the other two will be increased commensurately. Beginning 1 January 2006, China will remove soybean oil, rapeseed oil and palm oil from Annex 2A of the Protocol of Accession and will grant the right to trade such oils to all individuals and enterprises.
 3. All quota holders, that have already fully used or contracted their tariff-quota allocations in any year by 15 September shall also be eligible for reallocation of tariff-quota from other quota holders that have returned their allocations.
-

ANNEX 2**CHAPTER NOTES CONCERNING TRQ COMMITMENTS FOR COTTON FROM THE US SCHEDULE****"CHAPTER 52****COTTON**

Additional US Notes 1/

1. Under regulations prescribed by the Secretary of the Treasury, the staple length of cotton shall be determined for all customs purposes by application of the Official Cotton Standards of the United States for length of staple, as established by the Secretary of Agriculture and in effect when the determination is to be made.

5. There shall be permitted entry an aggregate quantity of cotton, entered under the provisions of additional US notes 6 through 11, inclusive, to this chapter, of not less than the total quantity specified below.

	Quantity (metric tonnes)
1995	41,926.8
1996	48,850.4
1997	55,773.9
1998	62,697.5
1999	69,621.0
2000 and thereafter	76,544.6

An additional aggregate quantity of 10,000 metric tonnes is reserved for Mexico under this note.

The quantitative limitations established by this note may be administered through regulations (including licences) issued by the Secretary of Agriculture.

1/ Note 1 and additional US notes 2, 3 and 4 to this chapter are omitted from this section and are in section II of this schedule. Additional US notes 5 through 11, inclusive, to this chapter are not in the Harmonized Tariff Schedule of the United States.

6. There shall be permitted entry an aggregate quantity of cotton, not carded or combed, having a staple length under 28.575 mm (1-1/8 inches) (except harsh or rough cotton, having a staple length under 19.05 mm (3/4 inch)), entered under subheading 5201.00.14 during the 12-month period beginning September 20 in any year, of not less than the total quantity specified below.

	Quantity (metric tonnes)
1995	8,495.05*
1996	10,837.45*
1997	13,179.85*
1998	15,522.25*
1999	17,864.65*
2000 and thereafter	20,207.05*

* Of the quantitative limitation provided for in this note, access levels are reserved as follows for entry under the provisions of this note:

	Quantity (kg)		Quantity (kg)
Egypt & Sudan (aggregate)	355,532	Honduras	341
Peru	112,469	Paraguay	395
India & Pakistan (aggregate)	908,764	Colombia	56
China	621,780	Iraq	88
Brazil	280,648	British East Africa	1,016
Union of Soviet Socialist Republics	215,512	Indonesia & Netherlands New Guinea (aggregate)	32,381
Argentina	2,360	British West Indies (except Barbados, Bermuda, Jamaica, or Trinidad and Tobago)	9,671
Haiti	107	Nigeria	2,438
Ecuador	4,233	British West Africa (except Nigeria and Ghana)	7,259

The quantitative limitations established by this note may be administered through regulations (including licences and reallocation of unfilled quotas) issued by the Secretary of Agriculture.

7. There shall be permitted entry an aggregate quantity of harsh or rough cotton, not carded or combed, having a staple length of 29.36875 mm (1-5/32 inches) or more but under 34.925 mm (1-3/8 inches) and white in colour (except cotton of perished staple, grabbots and cotton pickings), entered under subheading 5201.00.24 during the 12-month period beginning 1 August in any year, of not less than the total quantity specified below.

	Quantity (metric tonnes)
1995	900.0
1996	1,000.0
1997	1,100.0
1998	1,200.0
1999	1,300.0
2000 and thereafter	1,400.0

The quantitative limitations established by this note may be administered through regulations (including licences) issued by the Secretary of Agriculture.

8. There shall be permitted entry an aggregate quantity of cotton, not carded or combed, having a staple length of 28.575 mm (1-1/8 inches) or more but under 34.925 mm (1-3/8 inches) (except harsh or rough cotton, not carded or combed, having a staple length of 29.36875 mm (1-5/32 inches) or more and white in colour) but including cotton of perished staple, grabbots and cotton pickings, entered under subheading 5201.00.34 during the 12-month period beginning 1 August in any year, of not less than the total quantity specified below.

	Quantity (metric tonnes)
1995	5,200.0
1996	6,460.0
1997	7,720.0
1998	8,980.0
1999	10,240.0
2000 and thereafter	11,500.0

The quantitative limitations established by this note may be administered through regulations (including licences) issued by the Secretary of Agriculture.

9. There shall be permitted entry an aggregate quantity of cotton, not carded or combed, having a staple length of 34.925 mm (1-3/8 inches) or more, entered under subheading 5201.00.60 during the 12-month period beginning August 1 in any year, of not less than the total quantity specified below.

	Quantity (metric tonnes)
1995	25,500.0
1996	28,420.0
1997	31,340.0
1998	34,260.0
1999	37,180.0
2000 and thereafter	40,100.0

The quantitative limitations established by this note may be administered through regulations (including licences) issued by the Secretary of Agriculture.

10. There shall be permitted entry an aggregate quantity of card strips made from cotton having a staple length under 30.1625 mm (1-3/16 inches), and lap waste, sliver waste and roving waste of cotton, all the foregoing the product of any country or are including the United States, entered under subheading 5202.99.10 during the 12-month period beginning 20 September in any year, of not less than the total quantity specified below.

	Quantity (kg)
1995	1,835,427*
1996	2,135,427*
1997	2,435,427*
1998	2,735,427*
1999	3,035,427*
2000 and thereafter	3,335,427*

* Of the quantitative limitation provided for in this note, access levels are reserved as follows for entry under the provisions of this note:

	Quantity (kg)		Quantity (kg)
United Kingdom	653,695	Japan	154,917
Canada	108,721	China	7,857
France	34,385	Egypt	3,689
India & Pakistan (aggregate)	31,582	Cuba	2,968
Netherlands	10,317	Germany	11,540
Switzerland	6,711	Italy	3,215
Belgium	5,830		

The quantitative limitations established by this note may be administered through regulations (including licences and reallocation of unfilled quotas) issued by the Secretary of Agriculture.

11. There shall be permitted entry an aggregate quantity of fibres of cotton processed but not spun, entered under subheading 5203.00.10 during the 12-month period beginning 11 September in any year, of not less than the total quantity specified below.

	Quantity (kg)
1995	1,000
1996	1,300
1997	1,600
1998	1,900
1999	2,200
2000 and thereafter	2,500

The quantitative limitations established by this note may be administered through regulations (including licences) issued by the Secretary of Agriculture."

ANNEX 3**EXCERPT FROM ANNEX 1 TO G/AG/N/USA/2/ADD.3 AND G/AG/N/USA/34/ADD.1
NOTES FROM THE HARMONIZED TARIFF SYSTEM OF THE UNITED STATES****"36/ Short staple cotton**

from Additional US Note 5 to Chapter 52 of the HTSUS:

5. The aggregate quantity of cotton, not carded or combed, the product of any country or area including the United States, having a staple length under 28.575 mm (1-1/8 inches) (except harsh or rough cotton, having a staple length under 19.05 mm (3/4 inch)), entered under subheading 5201.00.14 during the 12-month periods from 20 September 1999, through 19 September 2000, inclusive, shall not exceed 17,864.65 metric tonnes or from 20 September 2000, through 19 September 2001, inclusive, shall not exceed 20,207.05 metric tonnes (articles the product of Mexico shall not be permitted or included in the aforementioned quantitative limitation and no such articles shall be classifiable therein).

Of the quantitative limitations provided for in this note, the countries listed below shall have access to not less than the quantities specified below:

	Quantity (kg)
Argentina	2,360
Brazil	280,648
British East Africa	1,016
British West Africa (except Nigeria and Ghana)	7,259
British West Indies (except Barbados, Bermuda, Jamaica, Trinidad, Tobago)	9,671
China	621,780
Colombia	56
Ecuador	4,233
Egypt & Sudan (aggregate)	355,532
Haiti	107
Honduras	341
India & Pakistan (aggregate)	908,764
Indonesia & Netherlands New Guinea (aggregate)	32,381
Iraq	88
Nigeria	2,438
Paraguay	395
Peru	112,469
Armenia; Azerbaijan; Belarus; Estonia; Georgia; Kazakhstan; Kyrgyzstan; Latvia; Lithuania; Moldova, Republic of; Russian Federation; Tajikistan; Turkmenistan; Ukraine and Uzbekistan (aggregate)	215,512

Other than as provided for in the country allocations above, articles the product of countries or areas who are not members of the World Trade Organization shall not be permitted or included in the quantitative limitations set forth in this note.

37/ Harsh or rough cotton

from Additional US Note 6 to Chapter 52 of the HTSUS:

6. The aggregate quantity of harsh or rough cotton, not carded or combed, the product of any country or area including the United States, having a staple length of 29.36875 mm (1-5/32 inches) or more but under 34.925 mm (1-3/8 inches) and white in colour (except cotton of perished staple, grabbotts and cotton pickings), entered under subheading 5201.00.24 during the 12-month periods from 1 August 1999, through 31 July 2000, inclusive, shall not exceed 1,300.0 metric tonnes or from 1 August 2000, through 31 July 2001, inclusive, shall not exceed 1,400.0 metric tonnes (articles the product of Mexico shall not be permitted or included in the aforementioned quantitative limitation and no such articles shall be classifiable therein).

Articles the product of countries or areas who are not members of the World Trade Organization shall not be permitted or included in the quantitative limitations set forth in this note.

38/ Medium staple cotton

from Additional US Note 7 to Chapter 52 of the HTSUS:

7. The aggregate quantity of cotton, not carded or combed, the product of any country or area including the United States, having a staple length of 28.575 mm (1-1/8 inches) or more but under 34.925 mm (1-3/8 inches) (except harsh or rough cotton, not carded or combed, having a staple length of 29.36875 mm (1-5/32 inches) or more and white in colour) but including cotton of perished staple, grabbotts and cotton pickings, entered under subheading 5201.00.34 during the 12-month periods from 1 August 1999, through 31 July 2000, inclusive, shall not exceed 10,240.0 metric tonnes or from 1 August 2000, through 31 July 2001, inclusive, shall not exceed 11,500.0 metric tonnes (articles the product of Mexico shall not be permitted or included in the aforementioned quantitative limitation and no such articles shall be classifiable therein).

Articles the product of countries or areas who are not members of the World Trade Organization shall not be permitted or included in the quantitative limitations set forth in this note.

39/ Long staple cotton

from Additional US Note 8 to Chapter 52:

8. The aggregate quantity of cotton, not carded or combed, the product of any country or area including the United States, having a staple length of 34.925 mm (1-3/8 inches) or more, entered under subheading 5201.00.60 during the 12-month periods from 1 August 1999, through 31 July 2000, inclusive, shall not exceed 37,180.0 metric tonnes or from 1 August 2000, through 31 July 2001, inclusive, shall not exceed 40,100.0 metric tonnes (articles the product of Mexico shall not be permitted or included in the aforementioned quantitative limitation and no such articles shall be classifiable therein).

Articles the product of countries or areas who are not members of the World Trade Organization shall not be permitted or included in the quantitative limitations set forth in this note.

40/ Cotton waste

from Additional US Note 9 to Chapter 52 of the HTSUS:

9. The aggregate quantity of card strips made from cotton having a staple length under 30.1625 mm (1-3/16 inches), and lap waste, sliver waste and roving waste of cotton, all the foregoing the product of any country or area including the United States, entered under subheading 5202.99.10 during the 12-month periods from 20 September 1999, through 19 September 2000, inclusive, shall not exceed 3,035,427 kilograms or from 20 September 2000, through 19 September 2001, inclusive, shall not exceed 3,335,427 kilograms (articles the product of Mexico shall not be permitted or included in the aforementioned quantitative limitation and no such articles shall be classifiable therein).

Of the quantitative limitations provided for in this note, the countries listed below shall have access to not less than the quantities specified below:

	Quantity (kg)
Belgium	5,830
Canada	108,721
China	7,857
Cuba	2,968
Egypt	3,689
France	34,385
Germany	11,540
Italy	3,215
India & Pakistan (aggregate)	31,582
Japan	154,917
Netherlands	10,317
Switzerland	6,711
United Kingdom	653,695

Other than as provided for in the country allocations above, articles the product of countries or areas who are not members of the World Trade Organization shall not be permitted or included in the quantitative limitations set forth in this note.

41/ Cotton processed but not spun

from Additional US Note 10 to Chapter 52 of the HTSUS:

10. The aggregate quantity of fibres of cotton processed but not spun, entered under subheading 5203.00.10 during the 12-month periods from 11 September 1999, through 10 September 2000, inclusive, shall not exceed 2,200 kilograms or from 11 September 2000, through 10 September 2001, inclusive, shall not exceed 2,500 kilograms (articles the product of Mexico shall not be permitted or included in the aforementioned quantitative limitation and no such articles shall be classifiable therein).

Articles the product of countries or areas who are not members of the World Trade Organization shall not be permitted or included in the quantitative limitations set forth in this note."

ANNEX 4

MEMBERS' REPLIES TO THE QUESTIONNAIRE ON NEW OR UPDATED COTTON-RELATED POLICY DEVELOPMENTS

1. Since the second dedicated discussion of the relevant trade-related developments for cotton of 28 November 2014, Members agreed that, in order to complement the revised background paper to be prepared by the WTO Secretariat and in advance of each dedicated discussion, a questionnaire would be sent to Members to seek updates, on a voluntary basis, on their recent cotton-related policy developments across the three pillars of Market Access, Domestic Support and Export Competition.¹ Members were also invited to provide an assessment of the impact (or anticipated impact), if available, of those new or updated policy developments.

2. Eleven questionnaires were circulated on 4 February and 17 September 2015, 22 February² and 13 September 2016, 28 March and 10 October 2017, 24 January and 14 September 2018, 11 February and 10 September 2019, 22 January and 21 September 2020, respectively. The following table lists Members who have replied to those questionnaires. The replying Members who are among the 32 Members identified in paragraphs 12 and 13 of this paper as markets of interest to LDCs are identified in bold:

Members who replied to the previous questionnaires circulated on 4 February 2015, 17 September 2015, 22 February 2016, 13 September 2016, 28 March 2017, 10 October 2017, 24 January 2018, 11 February 2019, 10 September 2019 and 22 January 2020	Members who replied to the questionnaire circulated on 21 September 2020
Argentina; Australia ; Benin; Brazil ; Burkina Faso; Chad; China ; Colombia ; Costa Rica; Egypt ; Ecuador; European Union ; Hong Kong, China ; Japan ; Israel; Macao, China; Mali; Mauritius ; Montenegro; Morocco ; New Zealand ; Pakistan ; Peru ; Russian Federation ; South Africa ; Switzerland ; Chinese Taipei ; Turkey ; Ukraine; United States and Uruguay	Brazil , European Union , New Zealand , Pakistan , South Africa , Ukraine and the United States

3. Some Members provided a "nil" reply, i.e. they did not report any new or updated policy development across the three pillars of Market Access, Domestic Support and Export Competition. These Members are listed in the table below.

Members with a nil reply to the previous questionnaires circulated on 4 February 2015, 17 September, 22 February 2016, 13 September 2016, 28 March 2017, 10 October 2017, 24 January 2018, 14 September 2018, 11 February 2019, 10 September 2019 and 22 January 2020	Members with a nil reply to the questionnaire circulated on 21 September 2020
Australia; Ecuador; European Union; Costa Rica; Hong Kong, China; Japan; Macao, China; Mauritius; Montenegro; New Zealand; Pakistan; Peru; Chinese Taipei; Russian Federation; South Africa; Switzerland; Uganda; Uruguay and the United States	Brazil , European Union , New Zealand , Pakistan and South Africa

4. Non-nil replies are reproduced below. In cases where a Member has replied to more than one questionnaire, only the response to the latest questionnaire is listed. Responses to earlier questionnaires can be found in previous versions of the Secretariat's background paper.

¹ Paragraph 12 of the Chairperson report on the second dedicated discussion of the relevant trade-related developments for cotton (TN/AG/29 - TN/AG/SCC/3).

² The French and Spanish versions of the questionnaire were circulated on 8 March 2016.

Reply from Ukraine to the questionnaire circulated on 21 September 2020

With regard to the Nairobi Ministerial Decision on Cotton (document WT/MIN(15)/46 - WT/L/981 as of 21 December 2015) Ukraine would like to provide the following.

Information on Cotton (CY April – September 2020)

1. Market access

In April-September 2020, there were no changes in cotton policy in terms of market access.

UKTZED (Ukrainian Foreign Economic Activity Commodity Classification, based on Harmonized System 2012)	Description	April – September 2020	
		Bound import duty rate within the MFN	Applied import duty rate within the MFN
5201 00	Cotton, not carded or combed		
5201 00 10 00	- Rendered absorbent or bleached	0	0
5201 00 90 00	- Other	0	0
5202	Cotton waste (including yarn waste and garnetted stocks)		
5202 10 00 00	- Yarn waste (including thread waste)	1	1
	- Other		
5202 91 00 00	-- Garnetted stock	0	0
5202 99 00 00	-- Other	1	1
5203 00 00 00	Cotton, carded or combed	5	5

2. Domestic support

In April-September 2020, no state support for cotton was provided.

3. Export competition

According to Ukraine's WTO obligations, no export subsidies for agricultural products, including cotton, were provided.

In respect to cotton, no Export Credit, Export Credit Guarantees or Insurance Programs (Export financing) and Food aid were granted, as well as no Agriculture Exporting State Trading Enterprises were functioning or established.

Reply from the United States to the questionnaire circulated on 21 September 2020

Market Access: There are no new or updated cotton-related policy developments.

Domestic Support: There are no new or updated cotton-specific programs to report, but other programs not specific to cotton were introduced for multiple commodities. We do not anticipate any market impact from the changes covered below.

2019 Market Facilitation Program (MFP)

The 2019 Market Facilitation Program (MFP) provided assistance to farmers and ranchers with commodities directly impacted by unjustified foreign retaliatory tariffs, resulting in the loss of traditional export markets. The 2019 MFP provided financial assistance to producers of dairy, hogs, specialty crops, and non-specialty crops.³ MFP non-specialty crop payments were based on a single-county payment rate multiplied by the lower of a farm's total 2018 or 2019 plantings of eligible non-specialty crops. MFP non-specialty crop payments were not dependent on which non-specialty crops

³ Non-specialty crops for the 2019 MFP are defined as: alfalfa hay, barley, canola, corn, crambe, dried beans, dry peas, extra-long staple cotton, flaxseed, lentils, long grain and medium grain rice, millet, mustard seed, oats, peanuts, rapeseed, rye, safflower, sesame seed, small and large chickpeas, sorghum, soybeans, sunflower seed, temperate japonica rice, triticale, upland cotton, and wheat.

were planted. Enrolment for this program ended on 20 December 2019. For more information, see <https://www.farmers.gov/manage/mfp>.

Coronavirus Food Assistance Program (CFAP)

Pursuant to the Coronavirus Aid, Relief, and Economic Security (CARES) Act, the Families First Coronavirus Response Act, as well as existing USDA authorities, the Coronavirus Food Assistance Program (CFAP) was developed to provide financial assistance to producers of a broad range of agricultural commodities that are experiencing market disruptions and associated costs due to the COVID-19 pandemic. The application period for the first round of funding under this program ended on 11 September for most producers, although certain producers in Louisiana, Oregon, and Texas who were impacted by natural disasters received an extension to 9 October. The application period for the second round of funding under this program opened on 21 September and will end on 11 December 2020. For more information about this program, see <https://www.farmers.gov/cfap>.

Export Competition: There are no new or updated cotton-related policy developments.

Reply from Brazil to the questionnaire circulated on 22 January 2020

There has not been any change in Brazilian policies for cotton.

Market Access:

Of the three tariff lines (5201.00.10, 5201.00.20, and 5201.00.90) in heading 5201 (cotton, not carded or combed), all maintained an applied duty rate of 6%.

Domestic Support:

There has been no domestic support provided to Brazilian cotton producers.

Export Competition:

No export subsidies have been granted to cotton.

Reply from the European Union⁴ to the questionnaire circulated on 22 January 2020

In reply to the questionnaire of the WTO Secretariat of 22 January 2020 on new or updated cotton related policy developments in advance of the 13th Dedicated Discussion on Cotton, the European Union provides below the update of the data on direct payment expenditures for cotton, granted in accordance with Article 6.5 of the Agreement on Agriculture. No other cotton-related policy developments occurred in the EU during the reporting period.

Description of Measure	2010/ 2011	2011/ 2012	2012/ 2013	2013/ 2014	2014/ 2015	2015/ 2016	2016/ 2017	2017/ 2018	2018/ 2019
Payments based on fixed area and yields: Cotton (Title IV, Chapter 1, Section 6 of Regulation (EC) No. 73/2009; from 2015, Title IV, Chapter 2 of Regulation (EU) No. 1307/2013)	247.3	245.8	242.3	231.8	244.0	243.9	233.8	243.75	244.9

⁴ The United Kingdom withdrew from the European Union as of 1 February 2020. During the transition period, which ends on 31 December 2020, Union law, with a few limited exceptions, continues to be applicable to and in the United Kingdom.

Reply from the Russian Federation to the questionnaire circulated on 22 January 2020**Market Access****Russian Federation's exports and imports of cotton, not carded or combed**

(USD thousand)

	2019
Export	
Belarus	581.4
Kazakhstan	0.1
Total	581.5
Import	
Azerbaijan	1,022.6
European Union	1,172.5
Kazakhstan	8,429.9
Kyrgyz Republic	11,359.7
Tajikistan	10,786.4
Turkmenistan	312.9
Uzbekistan	706.0
Total	33,790.0

Domestic Support

Information is to be provided upon the DS:1 notification submission for the years 2018 and 2019.

Export Competition

No specific measures for cotton are applied in the context of export competition.

Reply from Peru to the questionnaire circulated on 10 September 2019 (original reply in Spanish)

I. Market Access

Peru made no changes to its cotton-related policies concerning market access.

II. Domestic Support

Cotton Financing Programme

1. Description of the Programme:

The funding programme helps enhance the competitiveness of Peruvian cotton and boosts the cotton production chain through the provision of reimbursable loans to eligible small cotton producers forming part of producer organizations in the Pisco, Ica, Chincha, Cañete and Santa valleys.

2. Objective:

Provision of loans to finance cotton farming for the purchase of inputs (seed, fertilizers and agrochemicals), machinery, labour, administrative costs and technical assistance.

3. Beneficiaries:

Small cotton producers in the Pisco, Ica, Chincha Cañete and Santa valleys, through producer organizations (formally established cooperatives and/or associations), which, in addition, provide services relating to business management and technical assistance.

4. Duration:

The programme runs from November 2018 to October 2019, in accordance with the planting and harvesting season in each valley.

5. Form of benefit:

The Temporary Funding Programme for Agricultural Inputs, financed with resources from the AGROPERU Fund through AGROBANCO, is intended for small producer organizations in the Pisco, Ica, Chincha, Cañete and Santa valleys, for the purchase of inputs (seed, fertilizers and agrochemicals), labour, technical assistance and technical management support.

The preferential rate for cotton producers is an annual effective rate of 12% for up to nine months for the Tanguis variety and up to seven months for the Hazera and IPA 59 varieties. The interest rate on loan arrears applied to this funding programme is 16% for all varieties.

The programme has a budget of 5,000,000 (five million soles), broken down as follows:

Table 1: Budget breakdown

Category	Amount (in soles)	Percentage (%)
1. Campaign funding	4,750,605.00	95.01%
2. Programme operational costs and technical assistance incentives	249,395.00	4.99%
Total	5,000,000.00	100%

Source: Agricultural Financing and Insurance Directorate, based on the Financing Programme for the 2019-2020 Cotton Season - Agroperú Fund, Agrobanco.

The amount of funding per hectare is 4,300 soles, with a maximum of four hectares per producer, broken down as follows:

Table 2: Financing breakdown per hectare

Category	Amount (in soles)
Inputs: seed, fertilizers and agrochemicals	4,110.00
Services: labour, machinery and water	
Technical assistance	140.00
Technical management support	50.00
Total	4,300.00

Source: Agricultural Financing and Insurance Directorate, based on the Financing Programme for the 2019-2020 Cotton Season - Agroperú Fund, Agrobanco.

III. Export Competition

Peru does not provide export subsidies for agricultural products, including cotton.

Reply from Argentina to the questionnaire circulated on 11 February 2019 (original reply in Spanish)

The Government Secretariat for Agroindustry wishes to state that it continues to make efforts to incorporate the Cotton Fibre Quality Improvement Assistance Programme (PROCALGODON), created by virtue of Resolution No. 537/2008 under the Better Cotton Initiative (BCI). Through it, it is hoped that Argentinian cotton will meet the international trade standards that the leading textile brands require, thus enabling its entry into those markets. To that end, both the public and private sectors will pursue joint efforts to develop the traceability programme and the network of HVI (High Volume Instrument) laboratories to determine the quality and origin of cotton fibre. The commitment of provinces with the highest cotton production to this issue is crucial. For example, some trials have been conducted in Santa Fe, (promoting the use of RFID technology for the reading of bales); while in Santiago del Estero efforts are underway to place the producer at the centre of trials, in carrying out harvest and post-harvest activities, highlighting that a lot of work still needs to be done with the crop before its traceability can be refined. In parallel, efforts are focusing on which software to use, it being understood that a blockchain system that guarantees data inviolability throughout the various steps being traced should be considered. Regarding improved cotton fibre quality, INTA has been conducting research on new varieties, which will include the Guazuncho 4 INTA BGRR, Pora 3 INTA BGRR and Guaraní INTA BGRR grades, which, among other features, are resistant to diseases (such as the Cotton Blue Disease). Testing protocols are being conducted and are at the experimental stage.

While it is true that cotton exports have been affected by Decree No. 793/2018, which establishes a levy on this activity, and the amendments thereto, the national authorities are currently trying to identify solutions that will meet the requirements of the sector.

Lastly, we wish to recall and highlight the commitment by the State and regional producers to combat the cotton boll weevil (*Anthonomus grandis*, *Boheman*), the main pest affecting this crop. Success depends on efficient existing plant health agencies and the establishment of new ones. This is clearly demonstrated in the provinces of Santiago del Estero, Chaco and Santa Fe, the main cotton-producing provinces in Argentina. However, it should be noted that, due to severe weather conditions affecting a large part of the cotton zone in our country, these efforts have been stymied and several provinces have declared a flood emergency.

Reply from Turkey to the questionnaire circulated on 11 February 2019

With regard to the Director of the Agriculture and Commodities Division's invitation to Members, on the 11 February 2019, to provide updates on cotton-related policy developments in advance of the forthcoming eleventh dedicated discussion on cotton, Turkey submits the following information:

- Market Access: In Turkey's Harmonized System, there are two products with 12 digits code under in heading 52.01 (cotton, not carded or combed) as followings:
 - 5201.00.10.00.00 – Rendered absorbent or bleached
 - 5201.00.90.00.00 – Others.

Turkey applies 0% customs duty to all countries for these goods.

Notwithstanding, as of 17.04.2016, Turkey has started to implement a rate of 3% (CIF) anti-dumping duty, if the goods are, which listed above, with the US origin.

- Domestic Support: No new or updated cotton-related policy developments.
- Export Competition: No new or updated cotton-related policy developments.

Reply from Egypt to the questionnaire circulated on 14 September 2018**- Market Access conditions:**

1) Applied tariffs on cotton 2018 versus Egypt's Bound tariffs:

HS	Description	Applied tariff 2015 %	Bound Tariff %
5201.00	Cotton, not carded or combed	Free	5
5202.00	Cotton waste (including yarn waste and garnetted stock)		
5202.10	- Yarn waste (including thread waste)	5	5
	- Other:		
5202.91	- - Garnetted stock	5	5
5202.99	- - Other	5	5
5203.00	Cotton, carded or combed	5	5

2) Egyptian cotton trade

	2015		2016		2017		Until June 2018	
	Quantity (tonnes)	VALUE (USD million)	Quantity (tonnes)	VALUE (USD million)	Quantity (tonnes)	VALUE (USD million)	Quantity (tonnes)	VALUE (USD million)
Exports	36404.54	90.411261	30565.039	87.5227	32129.719	93.7157	23429.95	72.8173
Imports	73530.91	146.067	842818.8	147.4436	115912.449	235.629	62904.62	133.43

3) Egyptian cotton production (.000 quintals)

Year	2015/2016	2016/2017	2017/2018
Production	1096	7270	1407

Reply from Colombia to the questionnaire circulated on 24 January 2018 (original reply in Spanish)

The WTO questionnaire requests information on any new or updated cotton-related policy developments.

Market access: In addition to the duty-free treatment granted by Colombia to its main cotton-supplying trading partners, the Colombian Government considered it viable to grant a 15,000 tonne import quota for 2018, at a zero tariff rate, for uncarded and uncombed cotton under tariff subheading 5201.00.30.00 for third countries with which trade agreements have not been concluded.

The quota was opened to help supply domestic industry in the quantities required for industrial consumption in 2018, even though the fibre included in this subheading is not produced in the country's cotton regions. This measure is pending approval and regulation.

Domestic support: Owing to the good performance of the cotton market and the high prices recorded in 2016-2017, the Colombian Government does not envisage implementing any support programme for producers, nor does it have any new or recent cotton-related instruments.

Export competition: Colombia did not apply any export competition measures.

Reply from Angola to the questionnaire circulated on 28 March 2017

In response to the Secretariat questionnaire, Angola is giving the following information:

(1) Market access

Cotton production in Angola is insignificant. In 2016, the production of cotton fibre (**lint**) was 640 tonnes. For 2017, cotton fibre production is estimated at 68 tonnes. Projected cotton fibre production for 2018 is 480 tonnes.

Prior to the rehabilitation of the national textile industry, the cotton produced was exported to Bangladesh. After the rehabilitation of the textile industry, the cotton produced in the country started to sell in the domestic market.

The national textile industry, composed of three spinning and weaving factories, has imported cotton from Greece and India to meet its needs. This picture will be change with the full re-launch of cotton production in the country. The estimated yearly need of the national textile industry is estimated at 24.000 tonnes of cotton fibre.

(2) Domestic support

In 2017 the Ministry of Agriculture took the first step towards the sustainable re-launch of cotton production in the country. This year 212 hectares of land were cultivated. The Ministry of Agriculture provided seeds and inputs and assisted with the preparation of land.

Banks in Angola are available to finance the cotton value chain, provided entrepreneurs submit feasible investment projects.

The Angolan Executive is committed to mobilizing financial resources for the relaunch of the cotton value chain.

(3) Export competition

Angola does not apply any export competition measures.

Reply from Burkina Faso to the questionnaire circulated on 28 March 2017 (original reply in French)

There have been no particular changes across the three pillars of market access, domestic support and export competition since the 26th round of the WTO Director-General's Consultative Framework Mechanism on Cotton. Burkina Faso's cotton-related policy developments are summarized in the following table:

Pillars	Cotton-related policy developments	Comments
Market Access	Nothing to report	Nothing to report
Domestic Support	Nothing to report	Nothing to report
Export Competition	Nothing to report	Nothing to report

By way of general comment on Burkina Faso's cotton sector, it is important to point out that for this 2017/2018 cotton season, the cotton will be grown from 100% conventional cotton seed.

Reply from Benin to the questionnaire circulated on 13 September 2016 (original reply in French)

Eager to bring about a significant expansion of the cotton sector in the framework of a public-private partnership, the Council of Ministers decided to revive the Framework Agreement between the State and the Cotton Trade Association (AIC). Accordingly, the agreement, which had been suspended on 23 September 2013, was renewed on 28 April 2016. A number of reforms undertaken by the Beninese Government have had a direct or indirect impact on the cotton sector through the three pillars of agriculture, i.e. market access, domestic support and export competition.

(1) Market access

One of the aims of the amending finance law adopted in July 2016 and the preliminary draft finance law of 2017 is to promote measures to stimulate private investment. Accordingly, since July 2016, **the registration formalities for the following documents are taxed at 0%:**

- deeds for transfer of movable and immovable property, in connection with the improvement of the business climate;
- credit agreements, in order to reduce the cost of credit transactions.

Measures were also taken to reduce harassment along the trunk roads.

Similarly, in connection with the transport of seed cotton from the self-managed markets to the processing plants, the Government decided to remove the rehabilitation of rural roads from the responsibilities relating to critical functions. The rehabilitation of dirt roads used for cotton is now the responsibility of the State.

(2) Domestic support

In connection with domestic support, the following new measures have been taken:

- Revival of the Framework Agreement between the State and the AIC. The introduction of **domestic price support mechanisms for producers** is now the responsibility of the sectoral trade associations in cooperation with the Ministry.
- Production and agricultural research capacity-building through the introduction, in July 2016, of an agricultural research contribution charged on exports of cotton seed and fibre and raw cashew nuts, at a rate of CFAF 10 per kilogram exported.
- Suspension by the Government of cotton subsidies (particularly in relation to inputs) as from the 2016-2017 season.

(3) Export competition

The introduction of a framework conducive to agro-industry is at the centre of the interim budget for 2016. A public/private partnership law will help to promote the processing industry and in particular the cotton spinning mills.

Reply from Mali to the questionnaire circulated on 13 September 2016 (original reply in French)

The following noteworthy developments have occurred since July 2016:

(1) Market access

Awareness-raising missions along major roads to reduce the number of checkpoints;

Fact-finding mission to assess the opportunities offered by Mauritania's Autonomous Port.

(2) Domestic support

Signing of a performance contract with the Compagnie Malienne des Textiles (COMATEX SA) for the sourcing of raw materials on preferential terms;

Payment of VAT abolished (exemption) on the purchase price of cotton seed for the crushing plants;

"1,000 tractors" programme: facilitated access to tractors in order to boost domestic production;

Signing of a protocol between the National Oil Mill and Cattle Feed Federation of Mali (FENAPHAB) and stakeholders in the livestock meat subsector in order to provide better access to oil cake and other cattle feed.

(3) Export competition

Mali does not grant any cotton export subsidies.

Reply from Australia to the questionnaire circulated on 22 February 2016

Cotton Research and Development	Research into improvements in cotton production	AUD 7.729 million for 2014-15	Australian Government Department of Agriculture, Water Resources (DAWR)
--	--	--------------------------------------	--

Reply from Israel to the questionnaire circulated on 22 February 2016

With regard to the Chairman's requests on cotton Israel would like to inform the Members of the following:

No new or updated cotton-related policy developments occurred in Israel in 2015.

(1) Market access

No changes in tariffs related to cotton were made during 2015.

(2) Domestic support

Israel's budgetary outlay for cotton in both thousand USD and thousand tonnes (marketing year, 1 October-30 September) for 2015 was zero.

Market price support, non-exempt direct payments, other product-specific support, product-specific EMS and product-specific AMS for cotton during 2015 were also zero.

(3) Export competition

Export subsidies for cotton were zero in 2015.

Reply from South Africa to the questionnaire circulated on 22 February 2016
(1) Market access

No changes were made to market access related policies in recent years.

All tariffs for cotton at the applied level are zero, with the exception of the following lines:

Product code	Product	Tariff
5201 0020	Ginned, but not further processed	ZAR 1.60/kg
5201 0090	Other	15%
5203 00	Cotton, carded or combed	15%

On the above tariff lines, a preference tariff of zero is applied for cotton origination in SADC countries and the EU in accordance with relevant Free Trade Agreements.

In recent years, an average in excess of 90% of South Africa's cotton imports originates from SADC countries. The suppliers of cotton in this regard are, in the main, LDCs.

(2) Domestic support

No changes were made to Domestic Support policies.

No AMS has been used on cotton for more than 15 years. Cotton production might indirectly benefit from Green Box expenditure.

(3) Export competition

No changes were made to EC policies.

South Africa did not make use of export subsidies since the year 2000.

Reply from Chad to the questionnaire circulated on 4 February 2015 (original reply in French)

The Permanent Mission of the Republic of Chad to the World Trade Organization (WTO) presents its compliments to the WTO Secretariat and, further to the Secretariat's correspondence of 4 February 2015 on relevant trade-related developments for cotton, has the honour to transmit herewith details of new cotton-related policy developments that have occurred in Chad since January 2014 in relation to the following three pillars:

(1) Market access

Chad has adopted an action plan with a view to substantially increasing production in its cotton sector. This will enable the country to boost exports to the main consumer countries, most notably Bangladesh, India, Indonesia, Portugal and Germany.

(2) Domestic support

Despite a difficult budgetary situation, due to the fall in oil prices which has spread to other raw materials and which has played a significant role in slowing down the country's economic growth, the Chadian State has fought to maintain its cotton sector, which is of considerable economic and social importance for millions of Chadians. This support, which has a significant impact on priority sectors such as education and health, clearly demonstrates the Government's determination to do everything possible to ensure that this important sector does not disappear - something that would have disastrous consequences for Chad and its population. This support is consistent with Article 6.2 of the Agreement on Agriculture.

(3) Export competition

Chad continues to suffer the severe financial consequences of falling cotton prices due to the unfair competition that we are continuously denouncing at the WTO. If all cotton-producing countries were on an equal footing in the international market, Chadian cotton would be more competitive and the cotton sector would be making a profit instead of the successive losses recorded in recent years.

This is a moral issue within the WTO, and as WTO Members we are all responsible for finding a solution to this situation, which is unacceptable to countries like ours.

The Permanent Mission of the Republic of Chad to the World Trade Organization takes this opportunity to renew the assurances of its highest consideration to the WTO Secretariat.

Access to international markets

The *Société Cotonnière du Tchad* (COTONTCHAD) exported 31,700 tonnes of fibre in 2014 and envisages export production of 52,000 tonnes of fibre in 2015, i.e. an increase of almost 50%. This significant increase is linked to the creation of a business plan that envisages a gradual increase in production to 120,000 tonnes of fibre by 2018.

This business plan was adopted by the Board of Directors, which includes representatives of the various Ministers responsible for agricultural policy in general and the development of the cotton sector in particular.

The increase in production has been possible thanks to the support the State has provided by selling inputs (fertilizer, insecticides and various other materials) to farmers to increase crop yields, and the increase in the purchase price paid to cotton farmers, which is set at 240 CFAF/kg for high-grade cotton.

Cotton is of considerable economic and social importance to Chad. The Chadian government has spared no effort to provide financial support to increase cotton production, since this sector provides a livelihood, both directly and indirectly, for almost 3 million people. The cotton sector is the only sector that brings large quantities of fresh capital into producing regions. It helps to settle the population, and COTONTCHAD SN, which is in charge of purchasing, ginning and marketing, funds village associations with a view to the construction of classrooms and family health clinics.

3756CFAF 20 billion in cash was distributed to farmers in 2014 for the purchase of seed cotton, and the company plans to provide CFAF 31 billion in 2015. In anticipation of the increase in production in the next two to three years, the Chadian State has committed itself, via the Development Bank of Central African States (BDEAC), to a long-term loan of approximately CFAF 30 billion for COTONTCHAD SN, so as to ensure the renewal and strengthening of logistics and industrial infrastructure.

Due to the lack of cotton processing infrastructure at national and regional level, COTONTCHAD SN exports 98% of its production abroad. The main consumer markets are Asian and European countries. Although there are no particular restrictions affecting Chad directly, certain domestic policies implemented by wealthier countries distort competitiveness. This means that certain mills, while appreciating the intrinsic qualities of Chadian cotton, refrain from buying our cotton when they compare its price with the local prices of their own production, which are driven down artificially. However, given the much appreciated quality of Chadian cotton, our sales remain steady, despite the fall in prices.

Listed below are the main consumers of Chadian cotton in 2014 and 2015:

Exports of Chadian Cotton by Country

Country	Quantity (tonnes)	
	2014	Projection for 2015
Germany	1,500	3,500
Portugal	2,550	5,200
Spain	700	1,300
Italy	200	900
India	8,300	9,500
Indonesia	3,380	5,800
Bangladesh	11,415	18,220
China	1,850	3,800
Malaysia	180	680
Thailand	500	600
Viet Nam	1,125	2,500
Total	31,700	52,000

State Domestic Support

In 2014, the Chadian State budgeted 6.9 billion to support farmers by subsidizing fertilizer. For 2015, it budgeted 6.69 billion. Of the amount for 2014, COTONTCHAD SN received 3.5 billion, although nothing has yet been paid out under the 2015 budget due to the country's current economic and financial situation, which is particularly difficult.

This support is consistent with the provisions of Article 6.2 on special and differential treatment for the promotion of agriculture and rural areas in low-income countries and the fight against poverty.

Despite a difficult budgetary situation, due to the drop in oil prices which has spread to other raw materials and which has played a significant role in slowing down the country's economic growth, the Chadian State has fought to maintain its cotton sector, which is of considerable economic and social importance for millions of Chadians. The State's actions, which have had an important impact on priority sectors such as education and health, clearly demonstrate the Government's determination to do everything possible to ensure that this important sector does not disappear - something that would have disastrous consequences for Chad and its population.

Cotton plays a pivotal role in our country's development. It is competitive. And yet it suffers from the effects of the massive cotton subsidies provided by certain countries, which have the effect of driving down prices on the international market.

For Chad, the time has come to move on from general statements and engage constructively in substantive discussions on the cotton issue. This belief forms the basis of its commitment and determination to continue negotiating with other C4 members at the WTO. Chad remains open to any initiatives that might help to find an acceptable solution to the cotton issue.

Export Competition

The massive support provided to farmers in the form of both production and operating subsidies by countries such as the United States and China and by the European Union constitute unfair competition and have been denounced for several years now by the C4 countries within the WTO framework. The least developed countries (LDCs) continue to suffer the severe financial consequences of falling cotton prices. If all cotton-producing countries were on an equal footing in the international market, African cotton would be more competitive and the cotton sector would be making a profit instead of the successive losses recorded in recent years.

Countries such as the United States and China have introduced mechanisms to help the C4 countries with a view to repairing the harm they have suffered, but these interventions amount to very little when compared with the hundreds of millions of dollars paid to their respective producers.

What is being demanded by the C4 countries in general, and by Chad in particular, is compliance with the WTO rules that condemn unfair competition and the artificial driving down of prices, rather than the rules on subsidies, which are already well defined and should be limited in terms of volume.

Reply from China to the questionnaire circulated on 4 February 2015⁵

First, China supports C4's position and their request to solve their problem according to the Ministerial Decision on Cotton of December 2013 adopted at MC9. We also support the approach to solve the problem of cotton on the basis of the Agriculture Modalities of 2008 (TN/AG/W/4/Rev.4). We would continue to work together with all Members to find the solution to this issue.

Second, China's cotton sector is subsistence farming.

China is among the largest cotton producers in the world. However, China's production is based on small-scale and subsistence farming, and the average acreage of cotton is 0.3 hectare per household. Moreover, China's cotton production is located remotely in the resource-poor and underdeveloped ethnic minority areas, serving as the only instrument for local livelihood security and poverty reduction.

After joining the WTO, China's cotton production has shown a declining trend; the cotton acreage has diminished from 4.8 million hectares in 2001 to 4.3 million hectares in 2013. The main reason for such a decline is the high production cost compared to the lower price of cotton caused by subsidies of the developed Members.

Third, China's cotton subsidies are at minimal low level.

China's agriculture support toolbox is short supplied compared to other WTO Members. It has no AMS including on cotton, no development box. China is only entitled to *de minimis*, for which the level is also lower than for other developing Members (8.5% versus 10%).

China's cotton support remains lower both in absolute terms and per capita terms. In absolute terms, China's cotton support is USD 480 million. In per capita terms per cotton farmer, China's cotton support is only just USD 16.

Fourth, China's cotton subsidy policy is a passive response.

China has been the victim to the cotton subsidies by the developed Members. Since its accession into the WTO, China's cotton imports surged from 113,000 tonnes to 4.2 million tonnes, while the cotton acreage actually diminished.

China's poor subsistence cotton farmers are over 30 million in household, and they will be forced out of jobs if the Government does not take the necessary actions. Therefore, the Chinese Government has no choice but to subsidize its poor cotton farmers to offset the subsidies and safeguard the livelihood of those poor farmers.

Fifth, China's cotton subsidy policy does not distort international trade.

China's temporary cotton reserve policy is designed to offset the turbulence of the volatile international market caused by the subsidies of developed Members. This policy does not create production distortion or trade distortion. On the production side, China's cotton production does not increase in a significant manner. On the import side, China's cotton import continues to increase from 2.8 million tonnes in 2010 to 4.2 million tonnes in 2013. If the import on cotton yarn is included, the cotton import will be increased from 4.1 million tonnes to 6.5 million tonnes, which provides strong incentives for all cotton producers and the developing ones in particular in the context of depressed global cotton prices. In addition, the cotton in stock is intended for domestic textile industry rather than for export, thus producing no distortion on international cotton market.

In the meantime, exports of Chinese textiles are still subject to tariff peaks, tariff escalations and other protectionist measures of developed Members, which the developed Members intend to ignore through the so-called recalibration exercise.

⁵ This reply was provided after the circulation of the second revision of this background paper and is included in document TN/AG/GEN/34/Rev.2/Add.1 – TN/AG/SCC/GEN/13/Rev.2/Add.1.

Sixth, China has made significant contribution to resolving the cotton issue.

China has been the largest cotton importer, and its share in the global cotton import has been consistently more than 50%, which creates a lot of market access for the export developing Members.

China has been extensively importing a large amount of cotton from African cotton-producing Members, including the C4. During the period 2001 to 2013, China's cotton imports from Africa increased from 3,700 tonnes to 442,000 tonnes.

On the development assistance side, China has been committed to providing technical and financial assistance to the C4 to enhance their production and export capacity. China signed cooperation Communiqués with the C4 members in 2011 and 2013, respectively, which cover the supplies of agriculture inputs, training courses, technology transfer, etc. In addition, China has also been providing various cotton-related assistance to the C4 through bilateral channels.

On the allocation of the cotton TRQ

Regarding the allocation of TRQ of cotton, it is consistent with China's WTO commitment. Another related question is about the import exceeding the import quota. In addition to the 894,000 tonnes, we import more than the TRQ subject to the sliding duties.

On China's domestic support notification

Regarding the notification, China has just updated its domestic support notification up to 2010, and preparation for new notifications is underway.

On China's cotton stock

Regarding China's cotton stock, the stock is real, as we have imported more cotton than our obligation. We import cotton for textile processing, but we are facing a lot of difficulties in the textile sector as just mentioned. The other reason for the huge stock is that the price for cotton is distorted by the subsidies from developed Members.

ANNEX 5

INFORMATION ON COTTON MARKETS AND POLICIES FROM THE TRADE POLICY REVIEW MECHANISM¹

1.1. At the second dedicated discussion of the relevant trade-related developments for cotton, Members agreed that, in order to complement the revised background paper to be prepared by the WTO Secretariat, the Secretariat would compile information related to cotton markets and policies contained in the most recent Trade Policy Review (TPR) reports.²

1.2. The Secretariat searched the most recent TPR reports available by Governments and by the WTO Secretariat for the 32 Members³ identified in paragraphs 12 and 13 of this paper. Information that met the following two criteria has been included in this Annex: (1) information relevant to cotton markets and policies; and (2) information not presented elsewhere in this background paper.

1.3. No relevant information was found for the following 14 Members:⁴ Bahrain, Kingdom of (April 2014); Canada (June 2019); Hong Kong, China (November 2018); Iceland (October 2017); Japan (July 2020); Kenya (March 2019)⁵; Korea, Republic of (October 2016); Malaysia (February 2018); Mexico (April 2017); New Zealand (July 2015); Russian Federation (September 2016); Norway (June 2018); Switzerland (May 2017) and Chinese Taipei (September 2018).

1.4. For the remaining 18 Members, the relevant information found is presented below by Member. The date of the most recent TPR report available, as well as the type of report and the document symbol for the report, are indicated next to each Member. No relevant information was found in the most recent Government reports available for these 18 Members.

1.5. Information is listed along with the headings of the chapters from which it is extracted, and "..." represents information left out from a table, a paragraph or a chapter.

1.6. Information not directly linked to cotton markets and policies but which provides context for understanding the above-mentioned information may have also been included based on the Secretariat's own judgement and is without prejudice to information excluded from this Annex.

¹ The purpose of the Trade Policy Review Mechanism ("TPRM") is to contribute to improved adherence by all Members to rules, disciplines and commitments made under the Multilateral Trade Agreements and, where applicable, the Plurilateral Trade Agreements, and hence to the smoother functioning of the multilateral trading system, by achieving greater transparency in, and understanding of, the trade policies and practices of Members. Accordingly, the review mechanism enables the regular collective appreciation and evaluation of the full range of individual Members' trade policies and practices and their impact on the functioning of the multilateral trading system. It is not, however, intended to serve as a basis for the enforcement of specific obligations under the Agreements or for dispute settlement procedures, or to impose new policy commitments on Members (Annex 3 (A)(i) of the Marrakesh Agreement).

² Paragraph 13 of the Chairperson's report of the second dedicated discussion of the relevant trade-related developments for cotton (TN/AG/29 and TN/AG/SCC/3).

³ The United Kingdom withdrew from the European Union as of 1 February 2020. The European Union and the United Kingdom have communicated that, during the transition period, which ends on 31 December 2020, Union law, with a few limited exceptions, continues to be applicable to and in the United Kingdom.

⁴ The date in brackets is that of the most recent TPR report available.

⁵ Joint Trade Policy Review of the East African Community (EAC).

AUSTRALIA (MARCH 2020) - SECRETARIAT REPORT (WT/TPR/S/396)

4 TRADE POLICIES BY SECTOR

4.1 Agriculture and Fisheries

4.1.1 Agriculture

4.1.1.1 Main features

...

Australia's agricultural sector produces a wide variety of commodities. Ranked by gross value, the most important are cattle and calves, wheat, milk, and wool (Table 4.1). Furthermore, the annual production value normally exceeds AUD 1 billion also for crops such as fruit and nuts, vegetables, barley, canola, cut flowers and the like, cotton and sugar, and livestock items such as lamb, poultry, pork, and sheep and sheep meat.

Table 4.1 - Gross value of production for selected agricultural commodities, 2013-18

(AUD million)

	2013/14	2014/15	2015/16	2016/17	2017/18
...					
Industrial crops					
Cotton	2,004	1,184	1,530	1,934	2,796
...

Source: Government, Department of Agriculture, Agricultural Commodities September 2019.
<https://www.agriculture.gov.au/abares/research-topics/agricultural-commodities/sep-2019>.

5 APPENDIX TABLES

Table A1.1 - Merchandise exports by HS sections and main chapters, 2012-18

(USD million and %)

Description	2012	2013	2014	2015	2016	2017	2018
Total exports	256,653	253,714	240,086	187,963	192,280	231,029	257,748
	(% of total exports)						
...
52. Cotton	1.1	1.0	0.8	0.4	0.6	0.7	0.7
...

Note: US dollar totals are obtained using the Australian Bureau of Statistics exchange rate (5368.0).

Source: WTO Secretariat calculations, based on data from the Department of Foreign Affairs and Trade, Trade statistical pivot tables.

BANGLADESH (APRIL 2019) - SECRETARIAT REPORT (WT/TPR/S/385)**Table A1.2 - Merchandise imports, by HS sections and major HS chapters/subheadings, 2011-17**

a. HS section/chapter/subheading	2011/12	2012/13	2013/14	2014/15	2015/16	2016/17
Total (BDT billion)	2,942.8	3,144.3	2,822.3	3,670.7	3,869.3	4,712.5
Total (USD million)	37,205.4	39,336.8	36,313.0	47,257.4	49,439.9	59,562.0
	(% of total imports)					
...
5201 Cotton, not carded or combed	5.3	5.8	6.4	5.0	4.6	4.7
...

Note: Totals differ from imports by selected origins, shown in Table A1.4, because the totals in this table were taken from Bangladesh Bank online information.

Source: WTO calculations, based on online data from the Bangladesh Bureau of Statistics.

BRAZIL (JULY 2017) - SECRETARIAT REPORT (WT/TPR/S/358)**4 TRADE POLICIES BY SECTOR****4.1 Agriculture, Forestry, and Fisheries****4.1.4 Domestic support****4.1.4.1 Agricultural/rural credit****4.1.4.1.1 Minimum price guarantees**

During the review period, Brazil maintained unchanged its 1966 policy of guaranteed minimum prices (PGPM), an important pillar of its agricultural policy. The basic element of this policy remains the regionally-set minimum guaranteed prices which cover a broad range of crops from rice, wheat, maize, cotton, and soybeans, to regional crops like cassava, beans, açaí, guaraná, and sisal, as well as a few livestock products like cow and goat milk and honey (Table 4.6).⁶ On the basis of these minimum guaranteed prices, the government implements several price support mechanisms (Table 4.6), including direct government purchases (AGF); premiums to commercial buyers who pay minimum prices to supply producers (PEP, VEP); and public and private options contracts backed by private risk premium options (COV, PROP, PEPRO). In addition to these programmes, producers receive various reduced-interest marketing loans which enable them to withhold the sale of a product in anticipation of a higher market price (FPPG, FEPM and FEE below). The state-owned CONAB (Section 4.2.2) operates both the AGF set by the MAPA Secretary of Agricultural Policy (SPA) for commercial and small-scale farms, and the equivalent programme set by the SEAD for small-scale agriculture (PAA, Section 4.2.4.3) as well as the minimum prices programme for family farms (PGPAF programme). ...

Table 4.6 - Price support programmes, 2014/2015 and 2015/2016

Price support programme/description	Use/cost
<p>Policy of Guaranteed Minimum Prices (PGPM) Regulated by Decree No. 57,391 of 12 December 1965 and Decree-Law No. 79 of 19 December 1966. The PGPM fixes minimum guaranteed prices annually for some of Brazil's main crops. Prices are promulgated by the National Monetary Council (CMN) through Portarias. Portaria No. 854 of 20 August 2014 fixes minimum prices for a number of products for the 2014/15 summer harvest. When determining minimum prices, the CMN takes into account production costs in the different regions, as well as several factors affecting domestic and international market prices. The PGPM is implemented through credit lines (EGF and LEC); and commercialization instruments (AGF, PEP, VEP, PEPRO, COV and PROP; see below).</p> <p>...</p>	<p>Products benefited by PGPM in the 2014/15 were cotton, corn, orange and edible beans. The only product benefited by PGPM in 2016 was wheat.</p>
<p>Premium for Product Outflow (PEP) The CONAB grants an equalization premium to wholesalers who agree to pay farmers a reference price. The premium is determined in public auctions and generally reflects the difference between the reference price and the market price. In addition to guaranteeing minimum prices for producers, the PEP is used to shift the supply of agricultural products across regions, so as to avoid shortages and prevent the accumulation of stocks. In theory, all products included in the PGPM can participate in the PEP; however, the programme has been used for only a few products so far, mainly cotton, corn, wheat, sisal, beans, rice, and wine.</p>	<p>The programme did not support any products in 2014/15 crop year. The programme supported only wheat in 2016 (47,791 tonnes, BRL 8.8 million).</p>
<p>Agricultural Products' Sale Option Private Premium (PEPRO) This scheme offers producers and cooperatives the possibility to sell their product at a premium, equal to the difference between reference and market prices, fixed through an auction. In contrast to the PEP, premiums are paid directly to producers.</p>	<p>In the 2014/15 crop year, the programme supported only cotton (BRL 2.4 million and 905,278 tonnes), corn (BRL 256 million and 5,803 million tonnes) and oranges (BRL 47.1 million and 850,383 tonnes). In 2016, the programme supported only wheat (404,886 tonnes, BRL 108 million)</p>

⁶ OECD (2016), *Agricultural Policy Monitoring and Evaluation 2016*, 16 June. Viewed at: http://www.oecd-ilibrary.org/agriculture-and-food/agricultural-policy-monitoring-and-evaluation-2016_agr_pol-2016-en; USTR (2016), *2016 National Trade Estimate Report on Foreign Trade Barriers*. Viewed at: <https://ustr.gov/about-us/policy-offices/press-office/reports-and-publications/2016/2016-national-trade-estimate>.

With 9% and 8.7% inflation in 2015 and 2016 respectively (Table 1.2), regional minimum guaranteed prices were kept constant between 2014/15 and 2015/16 for basic and domestic wheat, cotton, Arabica coffee, maize, sorghum, jute, rubber and cocoa.⁷ They were increased by about 7% for cassava, ... In 2016/17 minimum guaranteed prices were raised as follows: 9% for rice; 18% for cotton...

Table 4.7 - PGPM operations, 2013-16

(BRL million)

Disbursement (purchase)		2013	2014	2015	2016
AGF	Total	79	84	0	0

COV	Total	1,395	0	0	0

PEP	Total	0	0	0	9

PEPRO	Total	484	631	15	69
	Cotton	0	244	0	0

Total		1,958	715	15	78

Table 4.8 - Budget allocated to family farming programmes and measures, harvest year 2012/13

Programme	Description	Budget
...
Price Guarantee Programme for Family Farming (PGPAF)	An indexation of the credit taken out by family farmers under the PRONAF, through which the price is fixed when the credit is granted. Upon repayment of the PRONAF's credit, if the price of the product financed has decreased, the farmer benefits from a discount from the amount due, equivalent to the difference between the product's market price and the price set in the programme's index. The limit for the PGPAF bonus per farmer is BRL 7,000 each year. The programme covers 49 products, including corn, cotton, rice, milk, and oranges.	BRL 90 million
...
Total budget		BRL 35.3 billion

...

⁷ OECD (2016), *Agricultural Policy Monitoring and Evaluation 2016*, 16 June. Viewed at: http://www.oecd-ilibrary.org/agriculture-and-food/agricultural-policy-monitoring-and-evaluation-2016_agr_pol-2016-en.

CHINA (JULY 2018) - SECRETARIAT REPORT (WT/TPR/S/375/REV.1)

SUMMARY

...

State involvement in the economy remains considerable. According to a notification submitted in 2015, state-trading requirements concerned, *inter alia*: grain, sugar, tobacco, rice, maize, cotton, coal, crude oil, processed oil, chemical fertilizers, tungsten, tea, silk, antimony and silver. ...

...

3 TRADE POLICIES AND PRACTICES BY MEASURE

3.1 MEASURES DIRECTLY AFFECTING IMPORTS

3.1.5 Import prohibitions, restrictions, and licensing

Table 3.5 - Solid wastes forbidden for import into China since end-2017

No.	Category	HS Code	Waste name
17	
18	Waste textile raw materials	5202100000	Waste cotton yarn (including waste cotton thread)
19		5202910000	Recycled fibre of cotton
20		5202990000	Other cotton waste
21	

Source: WTO document G/TBT/N/CHN/1211, 18 July 2017.

3.2 MEASURES DIRECTLY AFFECTING EXPORTS

3.2.3 Export prohibitions, restrictions, and licensing

Table 3.12 - Products subject to export quotas and licensing

Products	Type of management	Comment
Goods subject to quota and licensing Rice, maize, wheat, cotton, coal	Export quota (licensing)	The quota is allocated by the NDRC. The licence is issued by MOFCOM.
...

Source: MOFCOM GACC Joint Announcement No. 76 of 2015 (in Chinese). Viewed at: <http://wms.mofcom.gov.cn/article/zcfb/g/201512/20151201225345.shtml>; and information provided by the authorities of China.

3.3 MEASURES AFFECTING PRODUCTION AND TRADE

3.3.5 State trading, state-owned enterprises, and privatization

...

STEs in China have the exclusive right to import or export the following products: grain, sugar, tobacco, rice, corn, cotton, coal, crude oil, processed oil, chemical fertilizers, tungsten, antimony and silver (Section 4.2). The authorities indicate that state trading enterprises operate following the market mechanism, with no government interference.

...

4 TRADE POLICIES BY SECTOR

4.1 Agriculture, Forestry, and Fisheries

4.1.1 Features and market development

...

The value of production of agricultural basic products continued to increase during the period 2013-16, reaching RMB 10,055 billion in 2016 (Table 4.2). The comparative evolutions of volume and value during the period varied considerably depending of the product (Charts 4.1 and 4.2). For pigs, the increased value was due to higher prices, while production slightly declined from its peak in 2014. In the case of corn, the volume remained largely stable since 2013, while the value of production increased steadily. In the case of cotton, the value fell more than the volume. No data were made available by the authorities on the volume of production of cereals, fruits and nuts, and vegetables.

Table 4.2 - Agricultural production, 2013-17

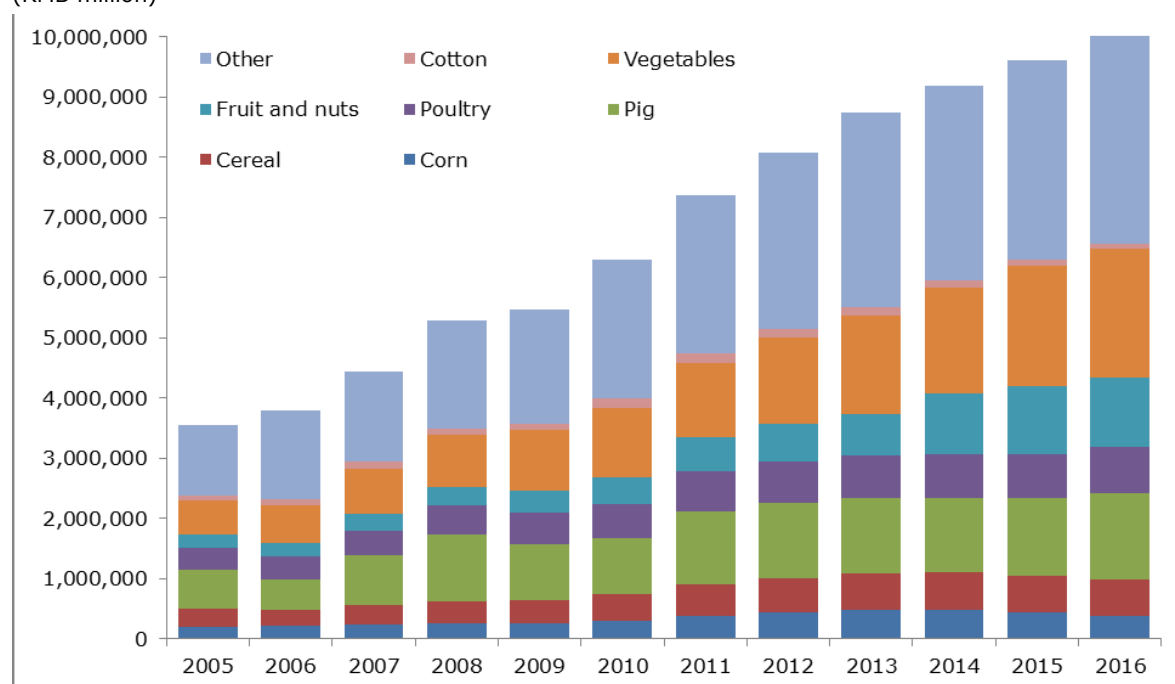
	VoP of agriculture, forestry, animal husbandry & fishery	Corn	Cereals	Pigs	Poultry	Fruits & nuts	Vegetables	Cotton
RMB 1 million								
2013	8,736,069	475,520	601,460	1,256,060	703,221	696,898	1,626,247	142,203
2014	9,189,183	479,173	619,302	1,229,759	739,378	1,011,947	1,757,014	130,934
2015	9,617,574	431,493	612,906	1,285,965	739,547	1,115,353	2,009,154	104,142
2016	10,054,073	372,268	608,911	1,439,154	761,912	1,150,096	2,141,818	93,049
1,000 tonnes								
2013	..	218,489	..	54,930	17,984	6,299
2014	..	215,646	..	56,714	17,507	6,178
2015	..	224,632	..	54,865	18,263	5,603
2016	..	219,552	..	52,991	18,882	5,299
2017	..	215,891	..	53,401	18,972	5,486

.. Not available.

Source: Information provided by the authorities.

Chart 4.1 - Value of production

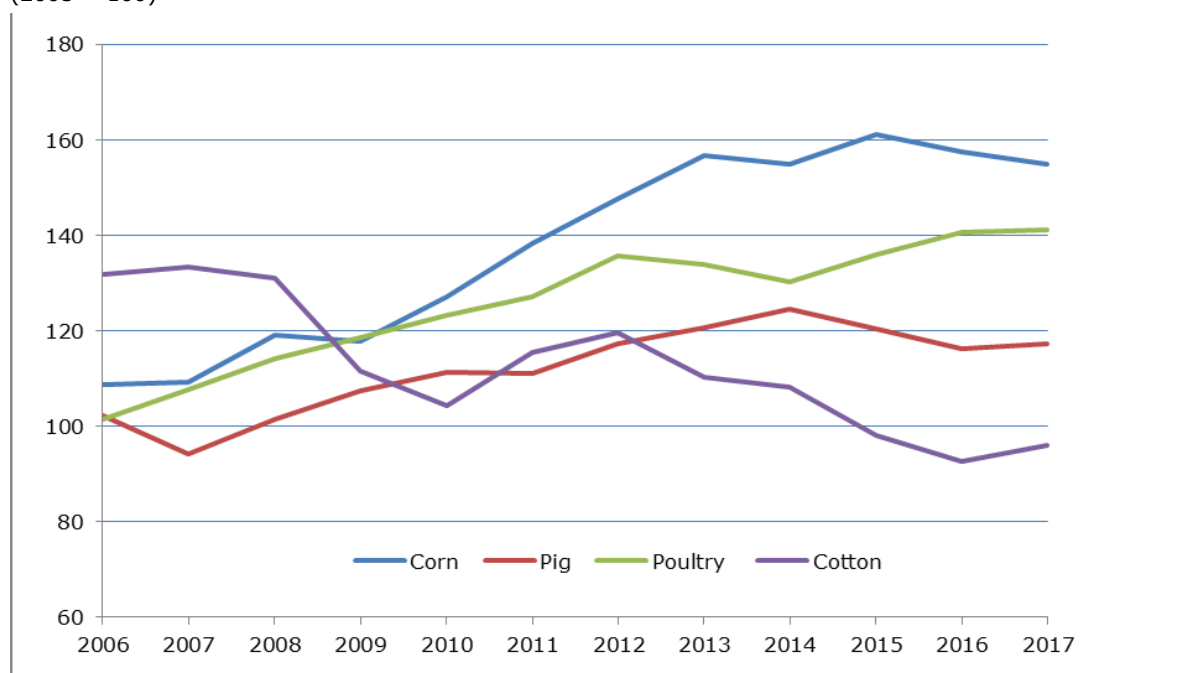
(RMB million)



Source: Data provided by the authorities.

Chart 4.2 - Volume of production

(2005 = 100)



Source: Data provided by the authorities.

4.1.3 Policy instruments

...

China continues to make use of tariff rate quotas (TRQs). Since its previous Review, there have been no substantial changes regarding the products subject to TRQs, the tariff rates applied, or the system to allocate them (Table 4.4). In-quota and out-of-quota rates have not changed; they are all *ad valorem*, with the exception of the out-of-quota rate for one type of cotton (HS 52.01.00.00). Out-of-quota imports of this type of cotton may be subject to a sliding duty that depends upon the price of cotton, but that cannot exceed 40% (i.e. the bound rate for cotton). Under this system, China fixes a threshold price (RMB 15/kg in 2015). If the price of imports is equal to or higher than the threshold price, a specific duty of RMB 0.57/kg is levied, and if the import price is lower than the threshold price, an *ad valorem* rate based on the formula applies).⁸ Out-of-quota rates for other products are, in most cases, equal to bound rates.

Table 4.4 - Tariff rate quotas on agricultural products and their utilization, 2015-16

Products	Out-of-quota rates	In-quota rates	Tariff quota quantity	In-quota imports	
	(%)			2015	2016
			(tonnes)		
...
Cotton (2 lines)	40	1	894,000	894,000	894,000

Note: The number of tariff lines in brackets refers to the 2015 tariff schedule.

Source: WTO document G/AG/N/CHN/30, 2 February 2016; and Ministry of Finance (2015), *Customs Tariff of Imports and Export of the People's Republic of China, 2015*.

The NDRC is responsible for allocating TRQs for grains and cotton, and MOFCOM allocates the rest. Some products subject to TRQs (i.e. grains, cotton, and sugar) are also subject to state trading. In these cases, one part of the quota is allocated to state-trading enterprises and the other part to

⁸ The variable rate is calculated according to a formula, which may be viewed in: Ministry of Finance (2015), *Customs Tariff of Import and Export of the People's Republic of China 2015* (The Legal Texts), Beijing, p. 442.

other enterprises. The administration methods of the TRQs as described by China in its notification to the WTO (MA:1 G/AG/N/CHN/2) have remained unchanged.

The importation of grain (wheat, maize, rice), sugar, tobacco and cotton is subject to state trading.⁹

...

4.1.3.1 Border measures

4.1.3.1.2 Measures affecting exports

...

Exports of cotton, rice, maize, and tobacco are subject to state trading. These products, except for tobacco, are also subject to export quotas, which are managed by the NDRC, and are allocated only to state trading enterprises. Wheat is also subject to export quotas.

...

Table 4.5 - Agricultural products subject to export quotas and licensing in 2017

Products	Type of licence	Comment
Goods subject to quota and licensing		
Rice, maize, wheat and cotton	Export quota licensing	The quota is allocated by the NDRC, and the licence is issued by MOFCOM
...
Goods subject to licensing		
...

Source: MOFCOM GACC Decree [2017] No. 88. Viewed at: <http://www.mofcom.gov.cn/article/b/c/201712/20171202690523.shtml>.

...

4.1.3.2 Internal measures

4.1.3.2.2 Price controls and market price support systems

With effect from 1 January 2016, agricultural products (grains, cotton, edible vegetable oil, sugar, and silk) and tobacco leaf were removed from the list of products subject to price controls.¹⁰

...

Regarding cotton, in 2014, China stopped the procurement price system and the stockholding programme. They were replaced, on a pilot basis, in the Xinjiang Autonomous Region, by a mechanism that sets a target price for cotton. In 2014, the target price for cotton was RMB 19,800 per tonne; in 2015, it was RMB 19,100; and in 2016 and 2017, it was RMB 18,600. Through the new mechanism, if the market price falls below the target price, the central Government provides a subsidy to cotton farmers. During the pilot reform on target cotton prices, the market price for cotton fell to below that of the target price, a situation which triggered the subsidy mechanism. Data on the corresponding expenditures were not made available at the time of writing of the present report. As of 2017, a limit was set whereby only 85% of the national cotton production benefits from the mechanism. At this stage, there is no plan for the generalization of this pilot scheme, and there are no measures to specifically support cotton production in other regions.

...

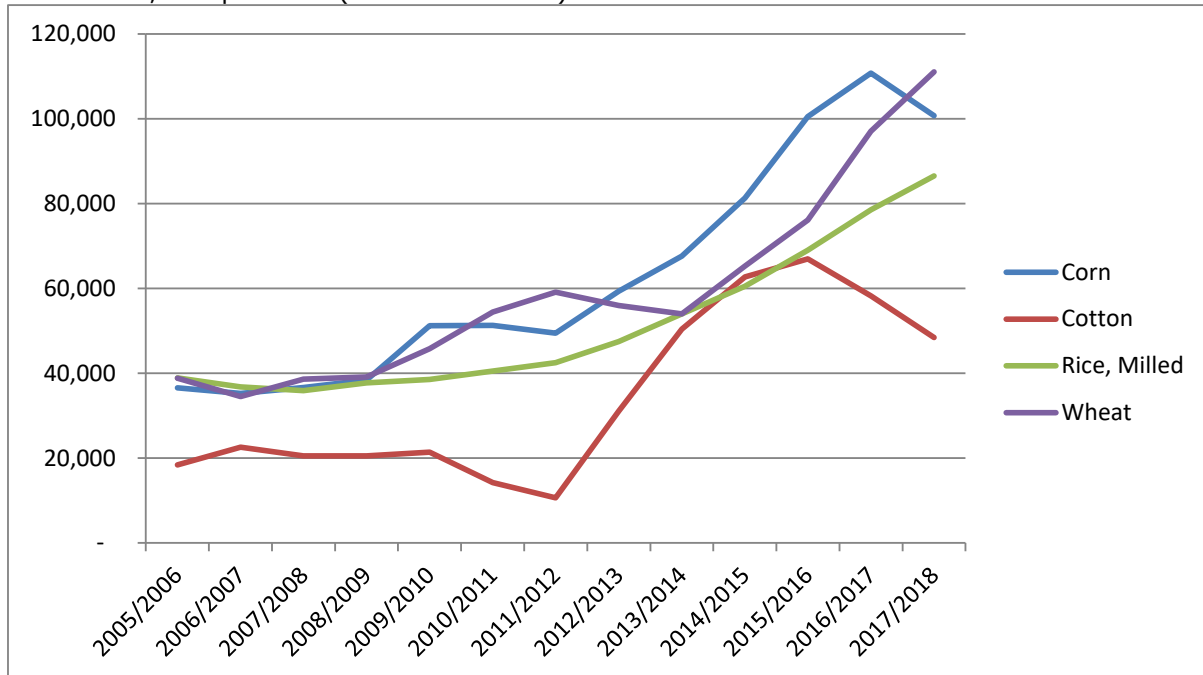
⁹ See WTO documents G/STR/N/10-15/CHN, 19 October 2015, and G/STR/N/10-15/CHN/Corr.1, 2 December 2016. The notifying period is 2003-14.

¹⁰ NDRC Document [2015] No. 29, 8 October 2015. Viewed at: http://www.sdpc.gov.cn/zcfb/zcfbl/201510/t20151020_755152.html [5 April 2018].

... On the other hand, the stockpiles of cotton and maize have declined from the peaks in 2015/16 and 2016/17, respectively.¹¹ Furthermore, the minimum support prices for rice and wheat have been reduced, while the reform of the systems of collection, storage, and price-formation of agricultural products will continue.¹²

Chart 4.3 - Stocks of selected commodities at beginning of marketing years 2005/06 – 2016/17

'000 tonnes, except cotton ('000 480 lb bales)



Source: Online information. Viewed at: <https://apps.fas.usda.gov/psdonline/app/index.html#/app/advQuery> [March 2018].

¹¹ USDA Foreign Agricultural Service. Online PS&D database. Viewed at: <https://apps.fas.usda.gov/psdonline/app/index.html#/app/advQuery> [March 2018].

¹² The 2018 No. 1 Document of the CCCPC and the State Council, 4 February 2018.

COLOMBIA (JUNE 2018) - SECRETARIAT REPORT (WT/TPR/S/372)

SUMMARY

...

... Colombia promotes the use of Price Stabilization Funds (FEPs) in order to deal with fluctuations in world prices for certain agricultural products. The resources for these funds come from parafiscal charges, mainly charges levied on producers which remain outside the national budget and are reinvested by the private sector in programmes of benefit to the activity from which they are sourced. In 2017, there were FEPs for cotton, sugar, cocoa, meat, milk and products thereof; and palm oil.

...

3 TRADE POLICIES AND PRACTICES BY MEASURE

3.1 MEASURES DIRECTLY AFFECTING IMPORTS

3.1.3 TARIFFS

3.1.3.5 TARIFF CONCESSIONS

...

Given the insufficient level of domestic cotton production and in order to boost the textiles and clothing sector, through Decrees No. 2.530 of 12 December 2014 and No. 1.347 of 22 August 2016 the Government temporarily authorized the use of zero tariff quotas on cotton imports for a specified number of tonnes according to industry needs. ...

...

4 TRADE POLICIES BY SECTOR

4.1 AGRICULTURE, FORESTRY AND FISHERIES

4.1.3 DOMESTIC SUPPORT, SUBSIDIES AND OTHER SUPPORT SCHEMES

...

Colombia makes use of price stabilization mechanisms in order to deal with fluctuations in world prices for certain agricultural products. The Price Stabilization Funds (FEPs), created by Law No. 101 of 1993, are intended to guarantee producers' incomes, regulate domestic production, and prevent price speculation, in addition to promoting agricultural exports. The resources for these funds come from parafiscal charges: these are charges levied on producers which remain outside the national budget and are reinvested by the private sector in programmes of benefit to the activity from which they are sourced. In 2017, there were FEPs for cotton, sugar, cocoa, meat, milk and products thereof; and palm oil.¹³ Each FEP has a Steering Committee, composed of producers and officials from the National Government, which establishes the methodology for calculating a reference price based on the most representative international market quotation for each product. Producers and/or exporters make "transfers" to the respective FEP when the market price falls below the reference price, or receive compensation from the FEP when the price is above the reference price.

...

Pursuant to Article 7 of Law No. 101 of 1993, the Government may provide selective and temporary incentives or support to producers, for agricultural production, protecting rural income and maintaining peace. In this context, the *Guaranteed Minimum Price* (PMG) scheme for cotton protects Colombian farmers' incomes from fluctuations in international prices by offering compensation for the price differential between market prices (New York Exchange) and a minimum guaranteed price

¹³ The FEP for cotton, which is managed by the Colombian Cotton Confederation (CONALGODON); the FEP for centrifugal sugars, molasses obtained by extracting or refining sugar, and sugar syrups, managed by the Colombian Sugar Cane Growers' Association (ASOCAÑA); the FEP for cocoa, managed by the National Federation of Cocoa Growers (FEDECACAO); the FEP for promoting the export of meat, milk and products thereof, managed by the Colombian Cattle Breeders' Federation (FEDEGAN); and the FEP for palm kernel oil, palm oil and fractions thereof, managed by the National Federation of Palm Oil Producers (FEDEPALMA).

per tonne of lint. In 2016, the MADR allocated Col\$8,920 million of resources to protect growers' incomes by granting indemnities to cotton farmers in respect of the two harvests in 2016, for a total of 12,968 tonnes of lint marketed. The PMG policy agreed with the Government expired in 2017 and the scheme ceased to operate. ...

4.1.4 FINANCING AND INSURANCE

4.1.4.5 OTHER FINANCING SCHEMES

In addition to the loan programmes implemented by FINAGRO and the support given by the FAG, the sector is supported by other schemes, too, such as the Agricultural Development Fund and the Agricultural Solidarity Fund (FONSA).

FONSA, created by Law No. 302 of 1996, partially amended by Law No. 1.731 of 2014, is an MADR fund, administered by FINAGRO, whose purpose is to provide economic support to small-scale agricultural producers and fishermen to tackle and partially or fully alleviate their debts when in the course of their activities they encounter crisis situations which severely affect crops or the quality, volume and marketing of agricultural products. Law No. 1.694 of 2013 and its regulations in Decree No. 355 of 2014 expanded the scope of the Fund to encompass instances of significant and sustained variations in prices of agricultural products or inputs that cause severe and sustained falls in income for producers. Up to 2017, producers of cotton, cocoa, coffee, sugar cane, bulb onion, beans, milk, maize, oil palm and potatoes benefited from FONSA on account of falling prices.¹⁴

...

¹⁴ Under Law No. 1.731 of 2014, for the purposes of FONSA small producers are considered to be natural persons: (a) whose total assets do not exceed 250 SMLMVs; (b) no less than two thirds of whose income stems from agricultural and/or fishing activity or who have at least 75% of their assets invested in the agricultural sector. Medium-sized producers for FONSA purposes are natural persons with total assets not exceeding 700 SMLMVs. MADR (2017), *Memorias al Congreso de la República, 2016-2017*. Viewed at: [https://www.minagricultura.gov.co/planeacion-control-gestion/Gestin/MEMORIAS%20AL%20CONGRESO%20DE%20LA%20REPUBLICA/Memorias al Congreso de la Republica %202016 2017.pdf](https://www.minagricultura.gov.co/planeacion-control-gestion/Gestin/MEMORIAS%20AL%20CONGRESO%20DE%20LA%20REPUBLICA/Memorias%20al%20Congreso%20de%20la%20Republica%202016%202017.pdf).

EGYPT (FEBRUARY 2018) - SECRETARIAT REPORT (WT/TPR/S/367)**SUMMARY**

...

... It has also discouraged the production of crops that use water intensively, such as cotton and sugar. ...

...

3 TRADE POLICIES AND PRACTICES BY MEASURE**3.1 MEASURES DIRECTLY AFFECTING IMPORTS****3.1.5 ANTI-DUMPING, COUNTERVAILING, AND SAFEGUARD MEASURES****3.1.5.3 SAFEGUARDS**

...

Since its last TPR in 2005, Egypt has initiated 14 safeguard investigations, imposed provisional measures in all of them and final safeguard measures on three products: blankets, steel rebar, cotton and mixed yarns (Table 3.19). Although few final measures were adopted, the application of provisional measures could have acted as a deterrent to trade.

Table 3.19 - Safeguard measures imposed, 2005-June 2017

Product	Countries concerned	Domestic legal instrument	Imposed duties (c.i.f. basis)	Notification	Situation as at 30/06/17
...
Cotton and mixed yarns (other than sewing threads)	All	Ministerial Decree No. 19/2009	25% of c.i.f. value for a period of one year or not less than USD 1/kg		Duties eliminated by Decree 336/2009
Woven cotton or mixed yarns	All	Ministerial Decree No. 20/2009	25% of c.i.f. value for one year period or not less than USD 1/kg		Duties eliminated by Decree 336/2009
...
Cotton and mixed yarns (other than sewing threads)	All	Ministerial Decree No. 736/2011 (provisional) Ministerial Decree No. 589/2012 (definitive)	3.33 LE/kg for 200 days (provisional) LE 3.48 kg from 18/7/2012 until 30/12/2012, and LE 3.13/kg from 31/12/2012 until 30/12/2013, and LE 2/kg from 31/12/2013 until 30/12/2014	G/SG/N/6/EGY/5, 5 December 2011; G/SG/N/7/EGY/5/Suppl.1, 24 September 2012; G/SG/N/7/EGY/4, G/SG/N/11/EGY/4, 9 January 2012; G/SG/N/6/EGY/6, G/SG/N/7/EGY/5, G/SG/N/11/EGY/3, 5 March 2012; G/SG/N/8/EGY/6, G/SG/N/10/EGY/6, G/SG/N/11/EGY/5, 20 July 2012 G/SG/N/8/EGY/6/Corr.1, G/SG/N/10/EGY/6/Corr.1, G/SG/N/11/EGY/5/Corr.1, 8 August 2012;	Duties expired on 30/12/2014

Product	Countries concerned	Domestic legal instrument	Imposed duties (c.i.f. basis)	Notification	Situation as at 30/06/17
Woven cotton or mixed yarns	All	Ministerial Decree No. 116/2012 (provisional)	10% of c.i.f. value and not less than LE 3.33/kg	G/SG/N/6/EGY/5, 5 December 2011 G/SG/N/7/EGY/5/Suppl.1, 24 September 2012 G/SG/N/7/EGY/4, G/SG/N/11/EGY/2, 9 January 2012 G/SG/N/6/EGY/6, G/SG/N/7/EGY/5, G/SG/N/11/EGY/3, 5 March 2012 G/SG/N/8/EGY/6, G/SG/N/10/EGY/6, G/SG/N/11/EGY/5, 20 July 2012 G/SG/N/8/EGY/6/Corr.1, G/SG/N/10/EGY/6/Corr.1, G/SG/N/11/EGY/5/Corr.1, 8 August 2012	Duties eliminated by Decree 693/2012
...

Source: Ministry of Trade and Industry and WTO notifications.

4 TRADE POLICIES BY SECTOR

4.1 AGRICULTURE AND FISHERIES

4.1.1 AGRICULTURE

4.1.1.1 MAIN FEATURES

...

Table 4.2 describes land use by crops between 2005 and 2016. The use of land for the production of wheat has increased, by some 12%, and so has the use of land for the production of maize, by 14.4%, while for sugar beet it has risen by more than 235%. On the other hand, land dedicated to the production of sugar cane has remained stable, while there has been a decline in areas used to grow rice mainly in order to rationalize the use of irrigation water. The land use for cotton has also declined.

Table 4.2 - Land use by crop, 2005-16

(Thousand feddans^a)

Crop	2005	2006	2007	2008	2009	2010	2011	2012	2013	2014	2015	2016
...
Cotton	657	536	575	313	284	369	520	333	287	369	241	131

a 1 feddan is equivalent to 0.42 hectares.

Source: Information provided by the authorities.

Table 4.3 describes the evolution of the production of the most important agricultural crops in Egypt between 2005 and 2016. As can be seen, the production of sugar beet has almost quadrupled during the period; the production of wheat has increased by 15%, and the production of meat, fruit and vegetables has also followed an upward path. However, during the period, Egypt has experienced a decline in the production of some traditional crops such as cotton and rice.

Table 4.3 - Agricultural outputs, 2005-16

('000 tonnes)

	2005	2006	2007	2008	2009	2010	2011	2012	2013	2014	2015	2016
...
Cotton lint	202	602	222	364	95	137	181	109	94	113	160	114
...

Source: Information provided by the authorities.

Table A3.4 - Egypt's notifications to the SPS Committee, 2005-November 2017

Agency responsible	Legal basis	Description	Date	Notification
...
CAPQ		Import requirements of cotton lint	5 January 2011	G/SPS/N/EGY/42
...

Note: GOVS stands for General Organization for Veterinary Services; CAPQ stands for Central Administration of Plant Quarantine; EOS stands for Egyptian Organization for Standardization; MALR stands for Ministry of Agriculture and Land Reclamation and NFSA stands for National Food Safety Authority.

Source: Ministry of Trade and Industry and WTO notifications.

EUROPEAN UNION (FEBRUARY 2020) - SECRETARIAT REPORT (WT/TPR/S/395)**4 TRADE POLICIES BY SECTOR****4.1 Agriculture and Fisheries****4.1.1 Agriculture****4.1.1.2.1 Domestic support****4.1.1.2.1.1 Direct payments*****Voluntary coupled support***

...

In addition to voluntary coupled support, the EU provides for payment for cotton in Bulgaria, Greece and Spain (Table 4.6).¹⁵

Table 4.1 - Crop-specific payment for cotton

	Area (ha)	Fixed yield (tonne/ha)	Payment (EUR/ha)
Bulgaria	3,342	1.2	2015: 584.88
			2016 and onward: 649.45
Greece	250,000	3.2	234.18
Spain	48,000	3.5	362.15

Source: Regulation (EU) No. 1307/2013, Article 58.

¹⁵ Arts. 56-58, Regulation (EU) No. 1307/2013 also provide for payments in Portugal for a national base area of 360 ha but there is no production in Portugal, and no payments are made.

INDIA (JUNE 2015) - SECRETARIAT REPORT (WT/TPR/S/313/REV.1)**2 TRADE AND INVESTMENT REGIME****2.2 Trade Policy Formulation and Objectives****2.2.2 Trade policy goals**

...

... During the period 3 July 2009 and 31 March 2013 export restrictions were placed on wheat flour and exports of cotton were subject to prior registration of contracts with DGFT. ...

...

3 TRADE POLICIES AND PRACTICES BY MEASURE**3.1 Measures Directly Affecting Imports****3.1.5 Other charges affecting imports****Table 3.5 - Summary analysis of India's import charges, 2014-15**

	No. of lines	Effective applied rates (MFN)		Total duty rate, incl. extra charges ^a	
		Average (%)	Range (%)	Average (%)	Range (%)
Total	11,481	13.0	0-150	28.3	0-537.5
HS 01-24	1,609	37.7	0-150	46.2	0-537.5
HS 25-97	9,872	9.0	0-100	25.3	0-186.1
<i>By WTO definition</i>					
Agricultural products	1,496	36.4	0-150	46.1	0-537.5
...
Cotton	11	2.7	0-30	3.3	0-36.1
...

Note: Calculations exclude specific rates and include the *ad valorem* part of alternate rates.

Source: WTO calculations, based on data provided by the Indian authorities; and Big's Easy Reference Customs Tariff, 2014 (35th edition).

3.1.9 Import prohibitions, restrictions, and licensing**3.1.9.3 Import surveillance**

India does not maintain any mechanism to monitor imports of items that are considered to be sensitive; such a mechanism was discontinued by April 2012.¹⁶

3.2 Measures Directly Affecting Exports**3.2.4 Export prohibitions, restrictions, and licensing****3.2.4.2 Export licensing and quotas**

...

On 8 December 2014, the previous requirement that exports of cotton and cotton yarn required an export authorization registration certificate (EARCs) issued by the DGFT was abolished.¹⁷

...

¹⁶ At the end of March 2012, there were 415 sensitive items (based on HS eight-digit classifications). These included milk and milk products, fruits and vegetables, pulses, poultry, tea and coffee, spices, food grains, edible oils, cotton and silk, marble and granite, automobiles, parts and accessories of motor vehicles, products produced by small-scale industries, and other products (bamboos, cocoa, copra, and sugar).

¹⁷ DGFT Notifications Nos. 102 and 103, 8 December 2014.

4 TRADE POLICIES BY SECTOR**4.1 Agriculture****4.1.1 General policy framework****4.1.1.3 Internal measures****Table 4.3 - Minimum support prices, 2010-15**

(INR per quintal)

Minimum support prices (MSPs)	2010-11	2014-15
...
Cotton (medium staple)	2,500	3,750
...

Source: Directorate of Economics and Statistics online information. Viewed at: [http://eands.dacnet.nic.in/msp/MSPStatement\(2014.29.10\).pdf](http://eands.dacnet.nic.in/msp/MSPStatement(2014.29.10).pdf); and information provided by the Indian authorities.

INDONESIA (APRIL 2013) - SECRETARIAT REPORT (WT/TPR/S/278/REV.1)**3 TRADE POLICIES AND PRACTICES BY MEASURE****3.1 Measures directly affecting imports****3.1.6 Contingency measures****3.1.6.2 Safeguard measures****Table 3.10 - Safeguard activity, 2007-12**

Product	Investigation initiation	Investigation outcome
...
Cotton yarn (other than sewing thread)	25.06.2010	Imposition on 6.06.2011 of safeguard measures for three years: IDR 40,687 per kg (6.06.2011 to 5.06.2012); IDR 38,144 per kg (6.06.2012 to 5.06.2013); and IDR 35,601 per kg (6.06.2013 to 5.06.2014). Certain tariff lines as well as 105 developing countries are excluded from the safeguard measure
Woven fabrics of cotton	25.06.2010	Imposition on 23.03.2011 of safeguard measures for three years: IDR 116,800 per kg (23.03.2011 to 22.03.2012); IDR 109,500 per kg (23.03.2012 to 22.03.2013); and IDR 102,200 per kg (23.03.2013 to 22.03.2014)
...

Source: Notifications to the WTO Committee on Safeguards; and additional information provided by the authorities.

APPENDIX TABLES**Table A1.4 - Merchandise imports by product group, 2007-11**

(USD million and %)

	2007	2008	2009	2010	2011
Total imports (USD million)	74,473.4	129,244.1	96,829.2	135,663.3	177,435.6
	(% of total)				
Total primary products	47.4	38.1	34.6	35.3	39.2
Agriculture	14.1	10.3	11.7	11.5	12.6
...
Agricultural raw material	3.5	3.0	2.8	3.1	3.2
2631 Cotton (other than linters), not carded or combed	1.1	0.9	0.8	0.8	1.0
...

Source: UNSD Comtrade database, SITC Rev.3.

MAURITIUS (OCTOBER 2014) - SECRETARIAT REPORT (WT/TPR/S/304/REV.1)**APPENDIX TABLES****Table A1.3 - Merchandise imports by product group, 2007-13**

(USD million and %)

	2007	2008	2009	2010	2011	2012	2013
Total (USD million)	3,901	4,670	3,725	4,402	5,159	5,772	5,398
	(%)						
Total primary products	40.7	45.9	40.7	43.4	46.9	45.5	47.0
Agriculture	21.3	23.5	23.9	23.1	24.2	23.5	24.2
...
Agricultural raw material	2.5	2.6	2.4	2.2	3.0	2.0	2.2
2631 Cotton (other than linters), not carded or combed	0.9	1.2	0.9	0.8	1.5	0.8	0.8
...

Source: UNSD Comtrade database, SITC Rev.3.

Table A3.1 - VAT-exempt supplies, 2013

Item
...
Cotton of headings 52.01, 52.02 and 52.03
...

Source: Value Added Tax Act 1998 (Consolidated Version with amendments to 1 September 2013), First Schedule. Viewed at: http://mra.gov.mu/download/VATAct_Proclamation_38_2013.pdf and http://mra.gov.mu/download/VATAct_Proclamation_38_2013.pdf.

MOROCCO (FEBRUARY 2016) - SECRETARIAT REPORT (WT/TPR/S/329)**4 TRADE POLICIES BY SECTOR****4.1 Agriculture and agro-industry****4.1.1 Overview****Table 4.2 - Main imports of agricultural products, 2008-2014**

(USD million)

Products	2008	2009	2010	2011	2012	2013	2014
Total imports	42,322	32,882	35,379	44,263	44,790	45,186	46,035
Agriculture	5,191	3,809	4,197	5,797	5,773	5,042	5,811
% of total	12.3	11.6	11.9	13.1	12.9	11.2	12.6
Main products							
...
HS 5201 Cotton, not carded or combed	76	49	71	123	79	71	73
...

Note: Agriculture by WTO definition.

Source: WTO Secretariat calculations based on data from the UNSD Comtrade database; statistics from the Moroccan Foreign Exchange Board for 2014.

PAKISTAN (MARCH 2015) - SECRETARIAT REPORT (WT/TPR/S/311/REV.1)

3 TRADE POLICIES AND PRACTICES BY MEASURE

3.3 Measures Directly Affecting Exports

3.3.1 Registration, documentation, clearance, inspection, and minimum prices

The Trade Development Authority of Pakistan (TDAP) under the Ministry of Commerce succeeded the Export Promotion Bureau (EPB) in 2006 and has pursued a more holistic strategy with respect to global trade development compared to its predecessor. ...

...

Export contract registration with TDAP remains a requirement for export of cotton. ...

3.3.3 Export prohibitions, restrictions, and licensing

3.3.3.2 Export licensing and restrictions

Table 3.8 - Exports subject to certain conditions

	HS Code	Item/goods	Condition/procedure/formalities
...
10	5201.0000	Cotton	(i) Export contract registration with TDAP and classification certificate issued by the Pakistan Cotton Standards Institute
...

Source: Export Policy Order 2013, Ministry of Commerce.

4 TRADE POLICIES BY SECTOR

4.2 Agriculture

4.2.3 Key sub-sectors

4.2.3.1 Crops

Table 4.2 - Area and production of important crops, 2009-14

(Area "000" hectares and production "000" tonnes)

Crops	2009/10		2010/11		2011/12		2012/13		2013/14	
	Area	Production	Area	Production	Area	Production	Area	Production	Area	Production
...
Cotton ^a	3,106	12,913	2,689	11,460	2,834.5	13,595.0	2,878.8	13,030.7	2,805.7	12,769.0
...

a Cotton production is in thousand bales (375 lbs per bale).

Source: Pakistan Bureau of Statistics.

4.2.3.1.4 Cotton

Pakistan is the fourth largest cotton producer in the world. Cotton is cultivated by around 1.6 million farmers, mostly with smallholdings of less than five hectares. Yields have been largely stagnant for the last several years. Cotton is exported as a raw material, but also provides an essential input to the domestic textiles industry.

The Pakistan Central Cotton Committee (PCCC), a semi-autonomous body in the Ministry of Textile Industry has as an objective to improve the sector's productivity. Its annual budget of PRs 500 to 600 million is funded by a cess payable by the mills. Support prices for cotton were abandoned in 2008. Export contracts on cotton must be registered, with exports being subject to mandatory quality inspection and certification.

Exports of raw cotton amounted to USD 217 million in 2013, whereas exports of cotton yarn amounted to USD 2.2 billion. Pakistan also imports high-quality cotton, to blend with domestic cotton and to produce quality fabrics; imports amounted to USD 757 million of raw cotton and USD 151 million of cotton yarn in 2013. The average MFN tariff on cotton imports is 3.8%, with tariffs ranging from 1% to 10%.

APPENDIX TABLES

Table A1.2 - Pakistan's merchandise imports by group of products, 2007-13

(USD billion and %)

	2007	2008	2009	2010	2011	2012	2013
Total imports (USD billion)	32.59	42.33	31.58	37.54	43.58	43.81	43.78
	(% of total)						
Total primary products	43.2	53.1	47.2	51.2	53.7	53.9	52.2
Agriculture	13.9	16.8	15.6	17.9	16.9	14.9	14.5
...
2631 Cotton (other than linters), not carded or combed	2.7	2.8	1.5	2.0	1.9	1.3	1.7
...

Source: UNSD, Comtrade database (SITC Rev.3).

PERU (OCTOBER 2019) - SECRETARIAT REPORT (WT/TPR/S/393)**APPENDIX TABLES****Table A1.2 - Total merchandise imports by HS section, 2012-18**

(USD million and %)

Description	2012	2013	2014	2015	2016	2017	2018
Total imports	42,169	43,327	42,184	38,036	36,153	39,788	43,136
	(% of imports)						
...
52. Cotton	0.9	0.8	0.9	0.8	0.7	0.8	0.8
...

Source: WTO Secretariat calculations, based on data provided by the authorities.

SOUTH AFRICA (NOVEMBER 2015) - SECRETARIAT REPORT (WT/TPR/S/324/REV.1)¹⁸

3 TRADE POLICIES AND PRACTICES BY MEASURE

3.3 Measures affecting production and trade

3.3.2 Competition policy and price controls

3.3.2.2 Price control

In general, prices in South Africa are market-determined. Guideline prices, for agricultural products subject to levies, continue to be determined under the Marketing of Agricultural Products Act (Act No. 47 of 1996), to ensure that the levy does not exceed 5% of the actual price. Guideline prices are determined for the wine industries, milk and dairy products, as well as cotton lint.

...

4 TRADE POLICIES BY SECTOR

4.1 Agriculture

4.1.2 Policy

...

Levies continue to apply to the export and/or production of the following products: ..., cotton, ...

¹⁸ Trade Policy Review of the Southern African Customs Union (SACU).

THAILAND (NOVEMBER 2020) - SECRETARIAT REPORT (WT/TPR/S/400)

3 TRADE POLICIES AND PRACTICES BY MEASURE

3.3 Measures Affecting Production and Trade

3.3.6 Competition policy and price regulation

3.3.6.4 Price regulation and control

The legal and institutional framework for price regulation has not changed since the previous Review. The Price of Goods and Services Act B.E. 2542 (1999) is the main piece of legislation in this regard.¹⁹ The purpose of the Act is to ensure the fair price of goods and services, and their adequate supply. The Central Commission on Prices of Goods and Services (CCP), established in accordance with the Act and located in the Department of Internal Trade at the Ministry of Commerce, is the competent authority for implementing relevant policies under the Act. The main responsibilities of the CCP include: (i) to designate controlled goods or services; (ii) to prescribe price controls and/or other control measures for such goods or services; (iii) to enforce the measures and monitor implementation; and (iv) to review complaints and make appropriate decisions thereon. In addition to the CPP, provincial commissions were established under the Act to monitor prices locally.

Once the CPP, with the approval of the Cabinet, issues a notification designating controlled goods or services, it has the power to fix or maintain the price of such goods or services or to fix the distributor's maximum per unit profit rate. It also has the power to prescribe rules, procedures and conditions with regard to the production, import, export, purchase, distribution or storage of the controlled goods or services, and to prescribe measures to prevent hoarding of such goods or services.²⁰ In addition, the CPP may require business operators to display the prices of their goods or services.²¹

The CCP maintains two types of lists: one list contains goods and services under price monitoring (Table 3.26), and the other contains goods and services subject to price control (Table 3.27). Both lists are updated regularly.

Table 4.2 - Goods and services subject to price monitoring, March 2020

List	Products
Goods	
Sensitive list	1. sugar, 2. vegetable oil, 3. diesel, 4. medical masks
Priority watch list	1. pesticides and fungicides, 2. products that contain ethyl alcohol as a component for hand hygiene, 3. scrap paper and recycled paper
Watch list	... 85. cotton buds ...
Services	
...	...

Source: Information provided by the authorities.

4 TRADE POLICIES BY SECTOR

4.1 Agriculture

4.1.2 Trade

Table 4.3 - Imports of selected agricultural products, 2015-19

HS code		2015	2016	2017	2018	2019
...
5201 Cotton, not carded or combed	USD million	534.1	430.7	484.2	521.0	387.7
	'000 tonnes	503.9	256.8	254.7	258.9	205.1
...

.. Not available.

Source: Ministry of Commerce; and the Customs Department.

¹⁹ Price of Goods and Services Act, B.E. 2542 (1999) (English translation). Viewed at: <https://www.dit.go.th/en/backoffice/uploadfile/255609171740127152262.pdf>.

²⁰ Section 25, Price of Goods and Services Act, B.E. 2542 (1999).

²¹ Section 28, Price of Goods and Services Act, B.E. 2542 (1999).

TURKEY (MARCH 2016) - SECRETARIAT REPORT (WT/TPR/S/331)

3 TRADE POLICIES AND PRACTICES BY MEASURE

3.1 Measures Directly Affecting Imports

3.1.8 Contingency measures

3.1.8.1 Anti-dumping and countervailing measures

...

... One anti-dumping investigation has been initiated ex officio with respect to the United States on cotton. ...

...

Over the review period, there has been considerable anti-dumping activity. Since the beginning of 2012, 25 new investigations have been initiated and 14 new measures have been imposed; many of these have affected more than one WTO Member (Table A3.2). Additionally, various existing anti-dumping measures have been extended (Table A3.3). Since 2012, a concern has been raised by the United States in a meeting of the Committee on Anti-Dumping Practices about Turkey's investigation on cotton.²²

Table A3.2 - New anti-dumping investigations initiated and measures imposed or terminated, 2012-15

Products concerned	Exporter(s) affected	Status
...
Cotton (HS 5201)	United States	Initiation of investigation on 18 October 2014
...

Source: WTO document WT/TPR/OV/W/9, 3 July 2015 and information provided by the authorities.

3.1.8.2 Safeguard measures

...

Since the beginning of 2012, Turkey has launched five safeguard investigations. At mid-October 2015, two of these were still ongoing, definitive safeguard measures had been imposed on another two, and one investigation was completed with no definitive measure imposed. Existing safeguard measures were extended in eight cases; and of these, one expired in 2014 (footwear) and two expired in 2015 (matches and motorcycles) (Table A3.4). On 31 December 2012, ahead of schedule, Turkey terminated the safeguard measure on cotton yarn. ...

Over the review period, Turkey has responded to questions posed by India in the WTO Committee on Safeguards regarding certain aspects of determination of serious injury in the context of Turkey's notifications on polyethylene terephthalate and certain types of cotton yarn.²³ ...

...

Table A3.4 - Safeguard investigations initiated and measures imposed or extended, 2012-15

Date original investigation published in the <i>Official Gazette</i>	Product(s) subject to investigation	Imposition of safeguard measure	Extension of safeguard measure
...
21.10.2008	Cotton yarn Turkey terminated this measure as of 31/12/12	15/7/2008-14/7/2011 Application of variable duty with liberalization annually: 1 st period: 20% max. USD 1/kg-min. USD 0.35/kg; 2 nd period: 19% max. USD 0.95/kg-min. USD 0.33/kg; 3 rd period: 18% max. USD 0.90/kg-min USD 0.31/kg. Various developing countries excluded.	15/7/2011-14/7/2014 Application of variable duty with liberalization annually: 1 st period: 10% max. USD 0.85/kg-min USD 0.29/kg; 2 nd period: 9% max. USD 0.80/kg-min USD 0.26/kg; 3 rd period: 8% max. USD 0.75/kg-min USD 0.23/kg. Various developing countries excluded.
...

Source: Turkey's notifications to the WTO Committee on Safeguards.

²² WTO document G/ADP/M/48, 6 August 2015.

²³ WTO documents G/SG/Q2/TUR/6/Rev.1, 11 May 2012 and G/SG/Q2/TUR/6, 4 May 2012.

3.1.9 Standards and other technical requirements

3.1.9.4 Controls at the border

...

In 2011, Turkey started pilot implementation of a risk-based trade control system, TAREKS, to carry out safety checks on imported and exported goods on the basis of risk. Consequently, since January 2012, conformity assessment of certain imported goods (toys, medical devices, telecommunication products, personal protective equipment, batteries and accumulators, construction products, and shoes) and as of August 2012, transactions related to cotton controls have been taken under the scope of TAREKS. ...

TAREKS introduces a new risk assessment understanding and emphasizes the control of "risky" products while leaving behind the era of checking each product at each arrival at customs. TAREKS reduces bureaucratic procedures as well as the number of documents to be submitted during the control process and replaces the paper documentation. It also contributes to effective traceability and market surveillance schemes.

Quality checks for agricultural products are also part of the control process pursuant to Communiqué No. 2015/21 on Commercial Quality Controls on Certain Agricultural Produce at Export and Import Stage. In accordance with the Communiqué No. 2012/25, cotton is also subject to commercial quality controls at export and import stages and in the domestic market as well. See Section 3.2.4.2 for details on the export quality control of agricultural products.

4 TRADE POLICIES BY SECTOR

4.1 Agriculture

4.1.2 Production

Hazelnuts are the largest earner for the fruit and nut category (Table 4.1).

Table 4.1 - Major crop production, 2010-14

	Production value (TL million)					(% of total)	
	2010	2011	2012	2013	2014 ^a	2010	2014 ^a
Crop production (total)	80,038	88,979	87,947	92,453	97,988	100.0	100.0
...
Raw materials used in textiles, of which:	2,642	4,883	2,758	2,941	3,467	3.3	3.5
Cotton (raw)	2,642	4,883	2,758	2,941	3,467	3.3	3.5
...

a 2014 data is provisional.

Sources: Turkstat, Agricultural Structure (production, price, value) Publication; Turkstat, The Summary of Agricultural Statistics Publication.

4.1.3 Trade

4.1.3.1 Overview

...

Over the past five years, imports of raw materials and exports of processed goods have increased in parallel: as imports of cotton, wheat, and tobacco increased, exports of textiles, flour and confectionary, and tobacco products also increased. ...

...

Table 4.3 - Exports of agricultural products, 2010-14

(USD million)

	2010	2011	2012	2013	2014
Total exports	113,979	134,915	152,537	151,803	157,715
Total agriculture exports	11,899	14,350	15,105	16,707	17,635
of which					
...
1512 Sunflower-seed, safflower or cotton-seed oil	103	341	418	496	790
...

Source: UNSD Comtrade.

...

Table 4.4 - Imports of agricultural products, 2010-14

(USD million)

		2010	2011	2012	2013	2014
	Total imports	185,541	240,839	236,544	251,661	242,224
	Total agricultural imports	9,865	13,477	12,599	13,398	14,554
	of which					
5201	Cotton, not carded or combed	1,720	1,850	1,275	1,681	1,750
...
1512	Sunflower, safflower or cotton-seed oil	274	629	988	919	1,201
...

Source: UNSD Comtrade.

The main source of imports also depends on the product: in 2014, the United States was the main supplier of cotton (HS 5201); ...

4.1.4 Support programmes**Table 4.8 - Main measures of agricultural support, 2011-14**

(TRY million)

	2011	2012	2013	2014
Producer support estimate (PSE)	27,022.51	26,041.07	31,385.15	33,888.92
...
Deficiency payments:	2,434.49	2,736.55	2,639.91	2,689.09
Cotton premium	792.27	1,123.69	1,037.21	1,075.23
...

Source: OECD, PSE.

5 APPENDIX TABLES**Table A2.1 - Turkey's Involvement in Dispute Settlement Cases, 1 January 2012 – 1 December 2015**

Subject	Respondent/ complainant/ appellant	Request for consultation received	Status (as at 30 October 2014)	WTO document series
Panels				
Turkey as a respondent:				
Turkey – Safeguard Measures on Imports of Cotton Yarn (other than Sewing Thread)	Turkey/India	13-Feb-12	Consultations requested	WT/DS428
...

Source: WTO Secretariat.

UNITED STATES (DECEMBER 2018) - SECRETARIAT REPORT (WT/TPR/S/382/REV.1)**SUMMARY**

...

...The 2014 Farm Bill was amended in early 2018, through the passage of the Bipartisan Budget Act of 2018, to provide support for seed cotton, to make the Margin Protection Programme more attractive for small and medium-sized dairy farms, and to make additional disaster relief available. A programme to support the cost of cotton ginning was re-introduced as a temporary measure in March 2018. The legislative process for the 2018 Farm Bill is ongoing.

...

3 TRADE POLICIES AND PRACTICES BY MEASURE**3.1 Measures Directly Affecting Imports****3.1.4 Other charges affecting imports****Table 3.3 - Agricultural fees, applicable since 28 December 2015**

Fee	Legal reference	Reason	Amount of fee
...
Cotton Import Assessment	Cotton Research and Promotion Act of 1989 7 CFR 1205	Cotton research, promotion, consumer information	Varies according to the product and HTS number
...

Source: CBP online information. Viewed at: http://www.cbp.gov/sites/default/files/documents/userfee0407_3.pdf and https://www.aphis.usda.gov/aphis/ourfocus/business-services/user_fees/aqi_user_fees; and information provided by the authorities.

4 TRADE POLICIES BY SECTOR**4.1 Agriculture****4.1.1 Main features**

...

...The United States is the world's largest producer of soybeans, maize, beef, chicken, and turkey, and ranks third in the world in the production of pig meat and cotton. Market developments in the United States therefore have a considerable influence on the world market prices for many commodities.

Table 4.1 - Value of production, 2010-17

(USD billion and %)

	2010	2011	2012	2013	2014	2015	2016	2017	% of Total ^a
Total	334.9	379.5	396.6	394.3	406.4	376.2	355.5	372.7	100.0
...
Cotton	7.3	7.0	6.3	5.2	5.1	4.0	5.8	7.2	1.9
...

a Percentage of total for the year 2016.

Source: USDA National Agricultural Statistics Service online. Viewed at: <https://quickstats.nass.usda.gov/>; USDA National Agricultural Statistics Service online information, "Poultry Production and Value", different bulletins, viewed at: <http://usda.mannlib.cornell.edu/MannUsda/viewDocumentInfo.do?documentID=1130>; and OECD Stats, Agriculture Policy Indicators, 2017 Monitoring and Evaluation: Reference Tables.

Despite a sizable domestic market, much of agriculture is highly export oriented, particularly in the production of soybeans, maize, wheat, cotton, and chicken. The United States is the world's leading exporter of most of these commodities. ...

Table 4.2 - US and world production and trade of selected commodities, 2010-19

('000 tonnes, unless otherwise indicated)

	Marketing year	2010/11	2011/12	2012/13	2013/14	2014/15	2015/16	2016/17	2017/18	2018/19

Cotton (thousand 480 lb. bales)										
Production	United States	18,102	15,573	17,314	12,909	16,319	12,888	17,170	20,923	19,235
	% of world	15.4	12.2	14.0	10.7	13.7	13.4	16.1	16.9	16.0
Exports	United States	14,376	11,714	13,026	10,530	11,246	9,153	14,917	15,847	15,500
	% of world	41.2	25.5	28.0	25.8	31.7	26.2	39.6	38.8	37.0

Source: USDA Foreign Agricultural Service, Production, Supply and Distribution database. Viewed at: <https://apps.fas.usda.gov/psdonline/app/index.html#/app/advQuery>.

Except in 2005 and 2006, when imports almost matched exports, the United States has been a significant net exporter of agricultural products since 2000, although the trade surplus has declined since the peak period 2012-14 (Chart 4.1).

Table 4.3 - Exports and imports of selected products, 2012-July 18^a

			2012	2013	2014	2015	2016	2017	July 2018
Total exports		USD million	145,933	148,499	154,554	137,229	138,909	142,905	85,925
5201	Cotton
		USD million	6,225	5,592	4,396	3,889	3,959	5,828	4,995
		'000 tonnes	2,752	2,790	2,167	2,396	2,469	3,253	2,756
...

a HS headings 0201 (meat of bovine animals, fresh and chilled) and 0202 (meat of bovine animals, frozen) have been added together so that trade in meat of bovine animals is comparable to HS headings 0203 (meat of swine) and 0207 (meat and edible offal of poultry), which both include fresh, chilled, and frozen meat under the same HS heading.

Source: UNSD Comtrade database.

4.1.2 Major support programme

4.1.2.1 General legal framework

...

... While the first versions of farm legislation (in the 1930s) focused on support to producers of staple commodities (maize, soybeans, wheat, cotton, sugar, rice, and dairy), modern farm bills are much wider in scope, and address a range of issues such as revenue and price support, crop insurance, credit, disaster relief, conservation, research, bioenergy, horticulture and organic farming, rural development, nutrition, food aid, and trade. The farm bills are renewed approximately every five years.

... A new programme, the Supplemental Coverage Option (SCO), which requires producers to have an underlying insurance policy, allowed them to add an area-based plan on top of individual farm coverage. Producers with historical upland cotton base were not eligible to elect PLC or ARC for cotton, but cotton producers were offered a supplemental crop insurance programme: the Stacked Income Protection Plan (STAX). The Farm Bill also sought to rationalize various conservation programmes.

...

The 2014 Farm Bill was amended in early 2018, through the passage of the Bipartisan Budget Act of 2018 (PL 115-123). As part of the revision, "seed cotton" has now become a covered commodity under the PLC and ARC programmes from the 2018 crop year. ...

...

4.1.2.6 Cotton

According to the 2012 Census, there were 18,155 cotton farms, down from more than 1 million farms in the 1940s. Nevertheless, the United States is the world's third largest producer, and the number one exporter, of cotton. Cotton has always been an important export crop, and exports have continued to rise with the decline in textile production in the United States.

The 2014 Farm Bill did not include upland cotton as a covered commodity under the PLC or ARC programmes, but introduced a subsidized Stacked Income Protection Plan (STAX), a cotton-specific supplemental crop insurance programme. STAX, which provides coverage for losses of up to 20% of the expected county revenue, could be bought on its own or in conjunction with an underlying (companion) policy.²⁴ STAX, which triggers indemnities when area revenue declines below 90% of the expected level, could cover a maximum 30% of the expected revenue or the difference between 90% and the loss level under the companion policy. The grower also chooses the effective coverage under STAX by electing a multiplier (protection factor), ranging from 80% to 120%. However, even with most of the premium (80%) paid by the Federal Government, cotton farmers were reluctant to sign up to STAX, particularly in the southern plains. Nationwide, only 30% of the eligible acreage was enrolled in STAX the first year the plan was offered and, though there were differing regional trends, overall participation rates declined further to 26% in 2016 and 23.9% in 2017.²⁵

While upland cotton was not included as a covered commodity under the PLC and ARC programmes, former upland cotton base became "generic acres", and farmers with generic acres could qualify for PLC and ARC payments by planting those lands with crops eligible for ARC or the PLC. Payments would accordingly be based on current planting decisions, and not on historical production, for the crops planted on generic acres. Of the 17.6 million generic acres in total, some 8.66 million acres were planted with ARC- and PLC-eligible crops in the 2016 crop year, resulting in payments amounting to USD 505 million. The most commonly planted crops were peanuts enrolled in PLC, planted on 1 million acres, with USD 186 million paid, and maize enrolled in ARC-CO, planted on 2 million acres, with USD 114 million paid.²⁶

The Bipartisan Budget Act of 2018 revised the ARC and PLC support programmes, with the introduction of seed cotton, defined as unginning upland cotton including both lint and seed, as a covered commodity under ARC and PLC for the 2018 crop year. Producers with generic base acres have the option to allocate those base acres to seed cotton or other covered commodities, based on 2009-12 plantings. Generic acres without the required 2009-12 plantings of either cotton or other covered commodities become unassigned base acres.²⁷ Either ARC or PLC may be selected for the seed cotton acres, with a one-time opportunity to update the PLC yield for seed cotton. The reference price (PLC) is set at USD 0.367 per pound, and the marketing loan rate for seed cotton at USD 0.25 per pound (for use only in the PLC programme; marketing assistance loans are not authorized for seed cotton). Farmers who choose to enrol historical seed cotton base acres in ARC or PLC will not be eligible to enrol in STAX for current cotton production as from the 2019 crop year.

As a temporary measure to support cotton producers, the US Department of Agriculture (USDA) announced a second Cotton Ginning Cost Share (CGCS) programme in March 2018. Producers were invited to sign up by 31 May 2018 to receive a one-time payment equal to 20% of the average

²⁴ Examples of such policies are Yield Protection, Revenue Protection, Revenue Protection with the Harvest Price Exclusion, and any Area Risk Protection.

²⁵ Glauber, Joseph, W. *Unraveling Reform? Cotton in the 2018 Farm Bill*, American Enterprise Institute, January 2018. The author bases his calculations on data from the USDA Risk Management Agency.

²⁶ USDA FSA online information. Viewed at: <https://www.fsa.usda.gov/Assets/USDA-FSA-Public/usdafiles/arc-plc/pdf/2016%20ARC%20PLC%20payments%20April%202018.pdf>.

²⁷ Unassigned base acres are not eligible for payments. A farm owner that did not plant any covered commodities (including seed cotton) on the generic base acres during the 2009-16 crop years would now have an unassigned crop base.

ginning costs, based on their cotton planted acres reported to the FSA for 2016.²⁸ The cost-sharing payment is limited to USD 40,000 per person or legal entity.²⁹

4.1.4 Levels of support

With few exceptions, producer prices are largely aligned with border prices. Among the main commodities tracked by the OECD, the highest single commodity transfers (as a percentage of gross farm receipts) occur to sugar, milk, and cotton. ...

Table 4.5 - Total PSE and single commodity transfer values for selected commodities, 2008-17

(USD million or % of gross farm receipts for respective products)

	2008	2009	2010	2011	2012	2013	2014	2015	2016	2017 ^a
Producer support estimate										
USD million	29,954	31,535	30,774	32,684	36,040	29,056	40,517	38,225	36,485	39,606
PSE as % gross farm receipts	8.6	10.1	8.6	8.0	8.5	6.9	9.3	9.5	9.6	9.9
Single commodity transfers										
...
Cotton										
USD million	1,313	252	339	813	591	529	889	852	518	712
SCT as % gross farm receipts	30.1	6.2	4.4	10.4	8.6	9.4	14.9	17.9	8.2	9.6
...

a Preliminary data.

Source: OECD Stats.

...

Table 4.6 - Federal subsidy programmes for agriculture, FY2015-16

(USD million)

Programmes	Expenditure	
	FY2015	FY2016
Agriculture Income Support and Marketing Assistance for Covered Commodities		
...
Extra-long staple (ELS) cotton	0	0
Upland cotton	49.0	47.0
...

Source: WTO document G/SCM/N/315/USA, 14 March 2018.

²⁸ The ginning costs are averaged for four production regions, and range from USD 19.65 in the Southwest (Kansas, Oklahoma and Texas) to USD 48.02 in the West (Arizona, California and New Mexico). USDA FSA online information. Viewed at: https://www.fsa.usda.gov/Assets/USDA-FSA-Public/usdfiles/cotton-ginning-cost-share/cgcs_program_fact_sheet_march_2018.pdf.

²⁹ Conditions also apply, i.e. compliance with conservation measures, active engagement in farming, and that the producer's average adjusted gross income (in the preceding three tax years) must not exceed USD 900,000.

Table A4.1 - Commodity Loan Rates and Price Loss Coverage Reference Prices, Agricultural Act of 2014 (as amended)

Covered commodities	Marketing loan programme Commodity loan rates		Price loss coverage Reference prices	
		Converted into USD/tonne		Converted into USD/tonne
...
Extra-long staple cotton (lb.)	0.7977	1758.6	n.a.	n.a.
Seed cotton (lb.)	0.25 ^a	551.2 ^a	0.367	809.1
Upland cotton	Simple average of the adjusted prevailing world price for the two immediately preceding MYs, but not less than USD 0.45/lb. or more than USD 0.52/lb. The loan rate for the 2017 crop year was USD 0.4949/lb.		n.a.	n.a.

n.a. Not applicable (i.e. not a covered commodity).

a The loan rate is set only for the purposes of determining the effective prices for seed cotton under the Price Loss Coverage programme. Seed cotton is not a covered commodity under the marketing assistance loan programme.

Note: For the conversion factors, see US TPR (2010), Table AIV.1.

Source: The Agricultural Act of 2014, as amended, and information provided by the authorities.

VIET NAM (SEPTEMBER 2013) - SECRETARIAT REPORT (WT/TPR/S/287/REV.1)

4 TRADE POLICIES BY SECTOR

4.2 Agriculture

4.2.2 Trade

Table 4.2 - Exports and imports of agricultural, 2005-11

HS 2002			2005	2006	2007	2008	2009	2010	2011
...
Imports									
	Total (not including rubber)		2,404	2,850	4,066	5,819	5,757	7,849	10,052
...
5201	Cotton, not carded or combed	'000 tonnes	106	176	202	291	295	349	320
		USD million	163	214	259	456	385	661	1,037
...

Source: UNSD Comtrade.

4.2.3 Policies

4.2.3.2 Domestic policies

...

Product-specific plans set out objectives and general policies for some crops and other agricultural products...³⁰ Similarly, the Cotton Development Master Plan for 2015-20 sets targets for areas (in this case, an increase in area planted) and states that assistance will be provided through low-interest loans and improved infrastructure.³¹

...

APPENDIX TABLES

Table A1.2 - Merchandise imports by product group, 2007-11

(USD million and %)

	2007	2008	2009	2010	2011
Total imports (USD million)	62,764.7	80,713.8	69,948.8	84,838.6	106,749.9
	% of total				
Total primary products	27.5	29.0	25.5	26.5	28.3
Agriculture	9.4	9.8	10.8	12.1	12.4
...
2631 Cotton (other than linters), not carded or combed	0.4	0.6	0.5	0.8	1.0
...

Source: UNSD Comtrade database, SITC Rev.3.

³⁰ USDA Foreign Agricultural Service (2012a).

³¹ USDA Foreign Agricultural Service (2012b).

Table A3.3 - Preferential tariff averages for selected product groups, 2013

Description	No. of lines	MFN applied (%)	ATIGA ^a (%)	AK FTA ^b (%)	AC FTA ^c (%)	AANZ FTA ^d (%)	AI FTA ^e (%)	AJ CEPA ^f (%)	VJ EPA ^g (%)
Total	9,558	10.4	2.0	7.5	4.2	8.2	9.1	7.8	7.6
HS 01-24	1,594	17.4	2.8	10.5	4.7	13.5	15.5	14.3	14.5
HS 25-97	7,964	9.0	1.8	6.9	4.1	7.2	7.8	6.5	6.2
By WTO category									
WTO Agriculture	1,298	17.4	3.4	10.4	5.4	12.6	15.1	13.8	14.0
...
Cotton	5	6.0	0.0	3.0	3.0	3.0	6.0	3.0	3.3
...

a ASEAN Trade in Goods Agreement (Circular No. 161/2011/TT-BTC).

b ASEAN-Korea Free Trade Agreement (Circular No. 163/2011/TT-BTC).

c ASEAN-China Free Trade Agreement (Circular No. 162/2011/TT-BTC).

d ASEAN-Australia New Zealand Free Trade Agreement (Circular No. 44/2012/TT-BTC).

e ASEAN-India Free Trade Agreement (Circular No. 45/2012/TT-BTC).

f ASEAN-Japan Comprehensive Economic Partnership Agreement (Circular No. 20/2012/TT-BTC).

g Viet Nam-Japan Economic Partnership Agreement (Circular No. 21/2012/TT-BTC).

Source: WTO Secretariat calculations, based on data from the Ministry of Finance, Circular No. 193/2012/TT-BTC and Circular Nos. as in footnotes (a) to (g).