

21 August 2013

(13-4477)

Page: 1/35

---

**Committee on Trade and Environment**

**ENVIRONMENTAL DATABASE FOR 2011**

**NOTE BY THE SECRETARIAT<sup>1</sup>**

The WTO Environmental Database (EDB) for 2011 covers information on: (i) national environment-related measures notified under WTO Agreements, (Section I); (ii) environment-related provisions of notified Regional Trade Agreements (RTAs), (Section II); and (iii) national environment-related measures or programmes, mentioned in Trade Policy Reviews (TPRs) carried out in 2011 (Section III).<sup>2</sup>

In order to facilitate usage of EDB information, the EDB is being circulated in two parts: this document, which contains a brief description and overall analysis of the environment-related notifications and TPRs; and document WT/CTE/EDB/11/Add.1, exclusively circulated electronically, which provides the underlying data used for the analysis.<sup>3</sup>

The electronic data in WT/CTE/EDB/11/Add.1 enables users to search through all EDB environment-related information according to specific criteria, for instance by Member, Agreement, type of measure, product, activity, or environmental objective. The electronic file is divided into two main worksheets: "Notifications", listing all the environment-related notifications; and "TPRs", providing the environment-related information mentioned in TPRs. In addition, a third worksheet entitled "Summary" is included to allow users to retrieve pre-defined summary tables and graphs.

---

<sup>1</sup> This document has been prepared under the Secretariat's own responsibility and without prejudice to the positions of Members and to their rights and obligations under the WTO.

<sup>2</sup> To recall, the EDB is prepared in response to a recommendation in the 1996 Report of the Committee on Trade and Environment (CTE) to the Singapore Ministerial Conference for the Secretariat to compile and update annually all environment-related notifications to the WTO (see WT/CTE/1) and was initiated in 1998 (see WT/CTE/3). The list of search words is contained in Annex I to this document; the list of abbreviations is contained in Annex VI. See also the following documents containing information on search words: WT/CTE/W/46, WT/CTE/W/78 and WT/CTE/W/102.

Previous Environmental Databases have been circulated in the following documents: EDB 1996 in WT/CTE/W/46, EDB 1997 in WT/CTE/W/77, EDB 1998 in WT/CTE/W/118, EDB 1999 in WT/CTE/W/143, EDB 2000 in WT/CTE/W/195, EDB 2001 in WT/CTE/EDB/1, EDB 2002 in WT/CTE/EDB/2, EDB 2003 in WT/CTE/EDB/3, EDB 2004 in WT/CTE/EDB/4, EDB 2005 in WT/CTE/EDB/5, EDB 2006 in WT/CTE/EDB/6, EDB 2007 in WT/CTE/EDB/7, EDB 2008 in WT/CTE/EDB/8, EDB 2009 in WT/CTE/EDB/9 and EDB 2010 in WT/CTE/EDB/10.

<sup>3</sup> Annex VII provides the electronic EDB user's guide.

---

**TABLE OF CONTENTS**

<b>1 NOTIFICATIONS OF NATIONAL MEASURES .....</b>	<b>4</b>
1.1 Regulatory Measures.....	8
1.1.1 Quantitative Restrictions Provisions (QRs) .....	8
1.1.2 Agreement on Import Licensing Procedures (ILP) .....	10
1.1.3 Agreement on Safeguards.....	12
1.1.4 Agreement on Technical Barriers to Trade (TBT).....	12
1.1.5 Agreement on the Application of Sanitary and Phytosanitary Measures (SPS) .....	15
1.2 Support Measures.....	17
1.2.1 Agreement on Subsidies and Countervailing Measures (SCM) .....	17
1.2.2 Agreement on Agriculture .....	19
1.2.3 Plurilateral Agreement on Government Procurement (GPA) .....	21
1.3 Other Measures.....	22
1.3.1 General Agreement on Trade in Services (GATS) .....	22
1.3.2 Agreement on Trade-related Aspects of Intellectual Property Rights (TRIPS).....	22
<b>2 NOTIFICATIONS OF TRADE AGREEMENTS .....</b>	<b>23</b>
2.1.1 Regional Trade Agreements (RTAs) including the Understanding on the Interpretation of Article XXIV of the GATT 1994.....	23
<b>3 INFORMATION CONTAINED IN TRADE POLICY REVIEWS .....</b>	<b>24</b>
<b>4 ANNEXES.....</b>	<b>27</b>
Annex I: Environment-related Search Words as Agreed by Members in 1999.....	27
Annex II: Number of Environment-related Notifications (2001-2011).....	28
Annex III: Number of Environment-related Notifications and Measures (2011).....	29
Annex IV: Search Word Frequency in Notifications in 2011.....	30
Annex V: Search Words Frequency in TPRs in 2011.....	31
Annex VI: Abbreviations .....	32
Annex VII: Electronic EDB User's Guide.....	33
A. What information is available in the Electronic EDB?.....	33
A.1. "Notifications" worksheet.....	33
A.2. "TPRs" worksheet .....	33
A.3. "Summary" worksheet .....	34
B. How to use the electronic EDB?.....	34

---

**TABLE OF CHARTS**

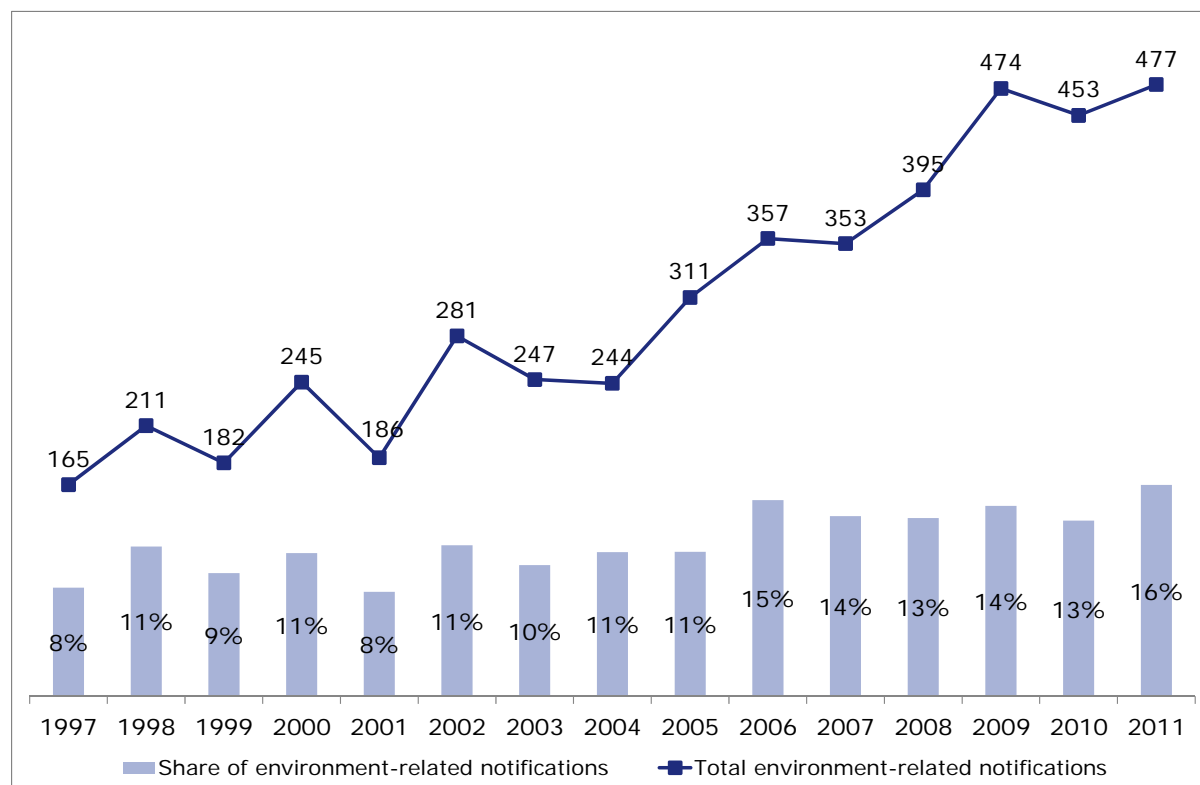
Chart 1.1: Environment-related Notifications (1997 – 2011) .....	4
Chart 1.2: Environment-related Notifications in Selected Agreements (1997-2011) .....	5
Chart 1.3: Environment-related Notifications by Agreement (2011) .....	6
Chart 1.5: Environment-related QRs Notifications (1997 – 2011) .....	8
Chart 1.6: Types of Environment-related QRs Notifications (2011) .....	9
Chart 1.7: Environment-related ILP Notifications (1997 – 2011) .....	10
Chart 1.8: Types of Environment-related ILP Notifications (2011) .....	11
Chart 1.9: Environment-related Safeguards Notifications (1991-2011).....	12
Chart 1.10: Environment-related TBT Notifications (1991-2011) .....	13
Chart 1.11: Types of Environment-related TBT Notifications (2011).....	14
Chart 1.12: Environment-related SPS Notifications (1997-2011) .....	15
Chart 1.13: Types of Environment-related SPS Notifications (2011) .....	16
Chart 1.14: Environment-related SCM Notifications (1997 -2011) .....	17
Chart 1.15: Types of Environment-related SCM Notifications (2011).....	18
Chart 1.16: Environment-related Agriculture Notifications (1997 -2011) .....	19
Chart 1.17: Types of Environment-related Agriculture Notifications (2011) .....	20
Chart 1.18: Environment-related GPA Notifications (1997-2011).....	21
Chart 1.19: Environment-related GATS Notifications (1997 – 2011) .....	22
Chart 1.20: Environment-related TRIPS Notifications (1997 – 2011).....	23
Chart 2.1: Environment-related RTAs Notifications (1997-2011) .....	24
Chart 3.1: Environment-related Measures, Provisions or Programmes in TPRs (2011) .....	25
Chart 3.2: Type of Environment-related Measures Mentioned in TPRs (2011) .....	25
Chart 3.3: Sectors Covered by Environment-related Measures Mentioned in TPRs (2011) .....	26
Chart 4.1 Search function .....	35

## 1 NOTIFICATIONS OF NATIONAL MEASURES

1.1. This document provides an overall description and analysis of the notifications under relevant WTO Agreements of measures whose objective is environment-related. These notifications were compiled as the result of a search on 3,010 documents submitted by Members in 2011 under the following WTO Agreements: Agreement on Technical Barriers to Trade (TBT); Agreement on the Application of Sanitary and Phytosanitary Measures (SPS); Agreement on Subsidies and Countervailing Measures (SCM); Agreement on Agriculture; Agreement on Anti-Dumping; Agreement on Import Licensing Procedures (ILP); Agreement on Safeguards; Agreement on Customs Valuation; GATT Article XVII on State Trading Enterprises; Regional Trade Agreements (RTAs), including the Understanding on the Interpretation of Article XXIV of the GATT 1994; Agreement on Trade-Related Aspects of Intellectual Property Rights (TRIPS); the General Agreement on Trade in Services (GATS); Decision on Notification Procedures for Quantitative Restrictions (QRs); Agreement on Trade-Related Investment Measures (TRIMs); Understanding on the Balance-of-Payments Provisions of the GATT 1994 (BoP); Agreement on Preshipment Inspection; Agreement on Rules of Origin; Agreement on Government Procurement (GPA); Information Technology Agreement (ITA); and other notifications such as measures to the Committee on Trade and Development (CTD).

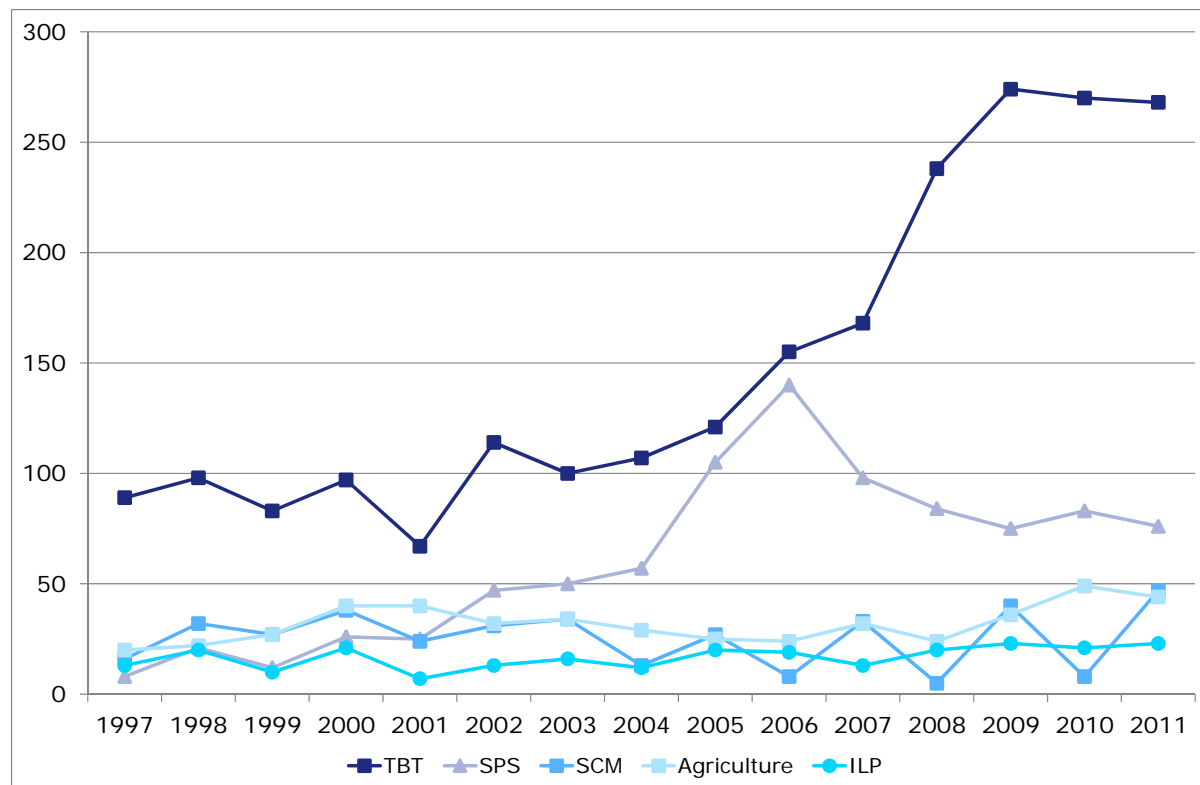
1.2. Environment-related notifications can be broadly grouped into two categories. The first consists of notifications that list environmental protection as the principal objective of the notified measure. The second category includes notifications that are not primarily aimed at environmental protection, but contain environment-related elements. In such cases, reference is made only to the environmental objective of the measure. It is also important to note the difference between notifications made for each and every measure (such as most notifications under the TBT and SPS Agreements) and notifications made concerning various measures in a report type document (such as the SCM and Agriculture Agreements). In addition, there might be cases where several notifications refer to the same environment-related measure. In the case of various measures being notified in a single notification, these are reported separately.

**Chart 1.1: Environment-related Notifications (1997 – 2011)**



1.3. In 2011, of the 3,010 notifications submitted<sup>4</sup>, 15.8% were environment-related (477 environment-related notifications covering a total of 1,175 environment-related measures). Although there has been a substantial increase in the number of notifications of environment-related measures to the WTO in recent years (from 165 notifications in 1997 to 477 notifications in 2011), their share has remained relatively stable over the last six years (13% to 16%). The average share of environment-related notifications between 1997 and 2011 is 11.4%, representing on average 305 environment-related notifications annually (see Annex II). Yet, the number of environment-related *measures* covered by the notifications increased significantly, from 685 environment-related measures in 2010 to 1,175 in 2011, representing a 72% increase (see Annex III on the number of environment-related notifications and measures).

**Chart 1.2: Environment-related Notifications in Selected Agreements (1997-2011)**

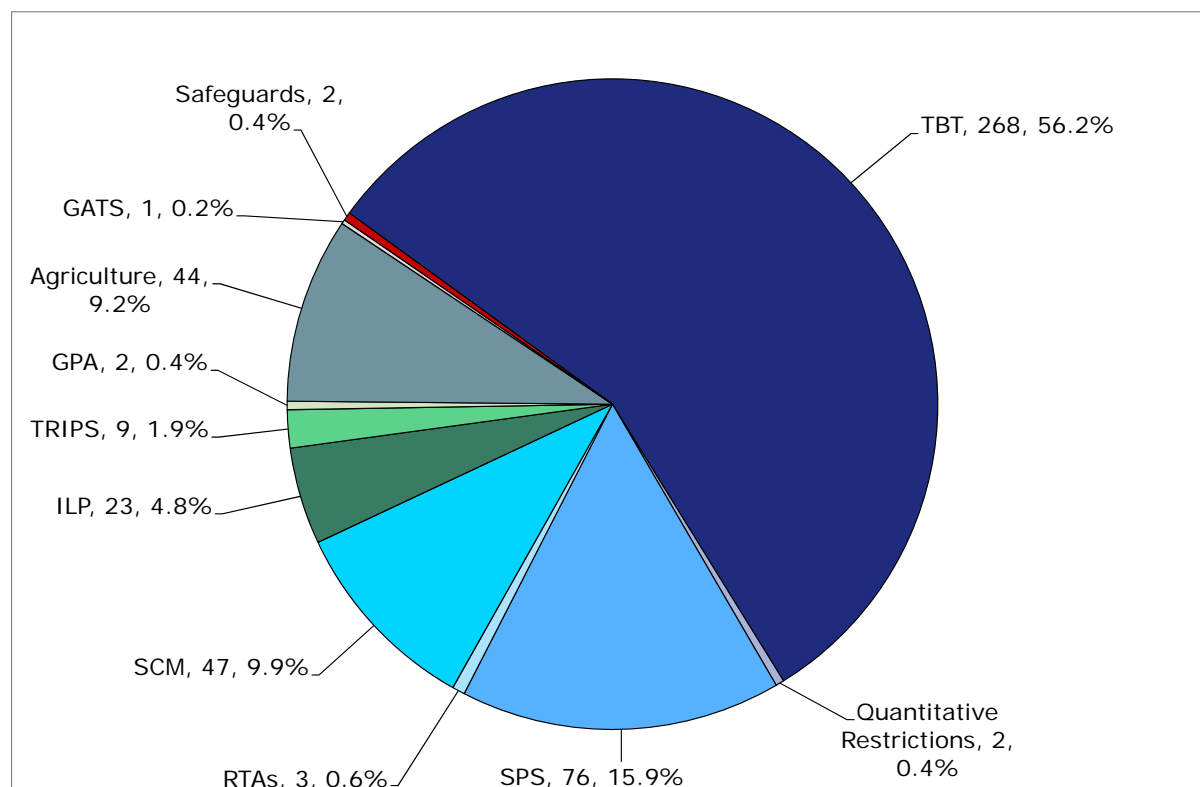


1.4. As in 2010, the search words with the highest frequency associated with the 477 environment-related notifications continued to be "environment" (found in 60% of all environment-related notifications), "energy" (26%), "bio" (19%) and "conserv(ation)" (18%) (see Annex IV on the search word frequency in notifications).

1.5. As in previous years, and since 2002, the TBT and SPS Agreements had the highest number of environment-related notifications (268 and 76 notifications respectively), accounting for 56% and 16% respectively of all WTO environment-related notifications in 2011. Environment-related notifications to the SCM Agreement displayed the highest growth in numbers in 2011, from 8 environmental-related notifications in 2010 to 47 in 2011, representing a 488% increase.

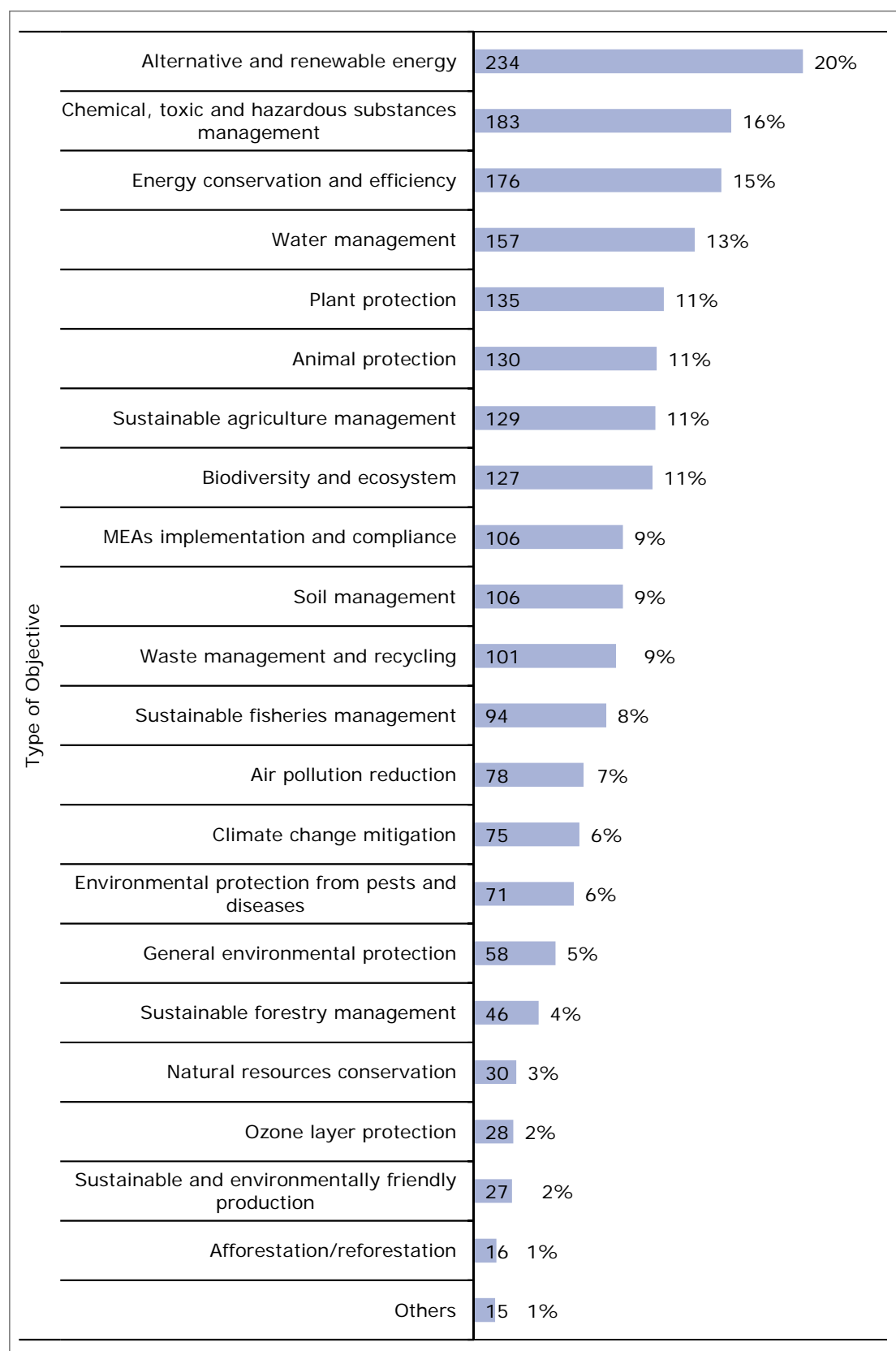
1.6. In terms of *measures*, the SCM Agreement reported the highest number of environment-related measures with 493 measures, followed by the TBT Agreement (268 measures), the Agreement on Agriculture (177) and the ILP Agreement (93) (see Annex III).

<sup>4</sup> This number includes regular notifications, as well as addenda, corrigenda and revisions, except in the case of TBT and SPS (regular) notifications.

**Chart 1.3: Environment-related Notifications by Agreement (2011)**

1.7. The 1,175 measures mentioned in the 477 notifications address a broad range of environmental objectives, including the promotion of alternative and renewable energy (20% of all environment-related measures described in the notifications), management of chemical, toxic and hazardous substances (16%), promotion of energy conservation and efficiency (15%), water management (13%), sustainable agriculture management (11%), biodiversity conservation (11%), animal and plant protection (11%), soil management (9%), waste management and recycling (9%), and compliance with obligations under Multilateral Environmental Agreements (MEAs) (9%), such as the Convention on International Trade in Endangered Species of Wild Fauna and Flora (CITES), Montreal Protocol on Substances that Deplete the Ozone Layer (Montreal Protocol), Stockholm Convention on Persistent Organic Pollutants (Stockholm Convention), Rotterdam Convention on the Prior Informed Consent Procedure for Certain Hazardous Chemicals and Pesticides in International Trade (Rotterdam Convention) and Basel Convention on the Control of Transboundary Movements of Hazardous Wastes and Their Disposal (Basel Convention).

1.8. Sixty-eight Members made notifications of environment-related measures in 2011, with the European Union (62 notifications), the United States (40 notifications), China (39), Thailand (24), Canada (21), and Brazil (21) leading the way.

**Chart 1.4: Types of Environment-related Notifications (2011)<sup>5</sup>**

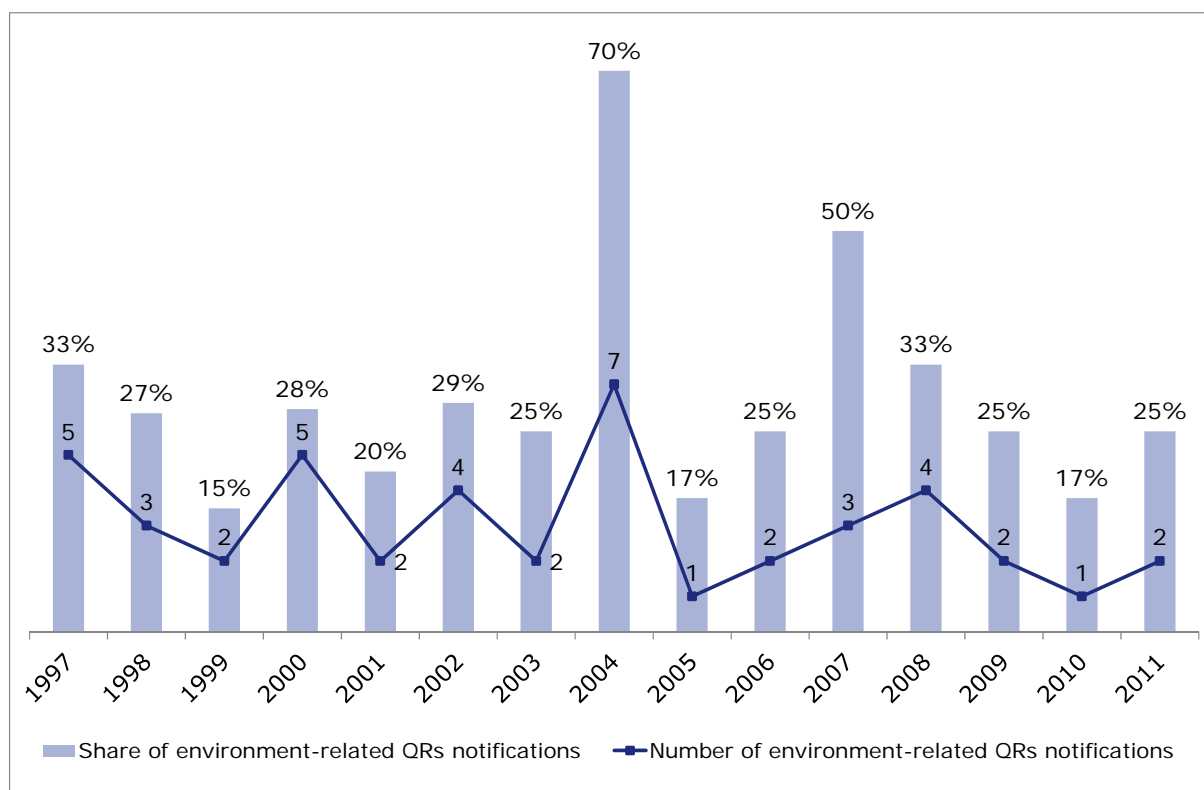
<sup>5</sup> Since more than one environmental objective can be mentioned in a notification, the total number may exceed 100 per cent.

## 1.1 Regulatory Measures

### 1.1.1 Quantitative Restrictions Provisions (QRs)

1.9. In 2011, of the six notifications submitted pursuant to the Decision of the Council for Trade in Goods on Notification Procedures for Quantitative Restrictions, two, notified respectively by China and Turkey, contained environment-related issues (25% of all QRs notifications), covering 13 environment-related measures.

**Chart 1.5: Environment-related QRs Notifications (1997 – 2011)**

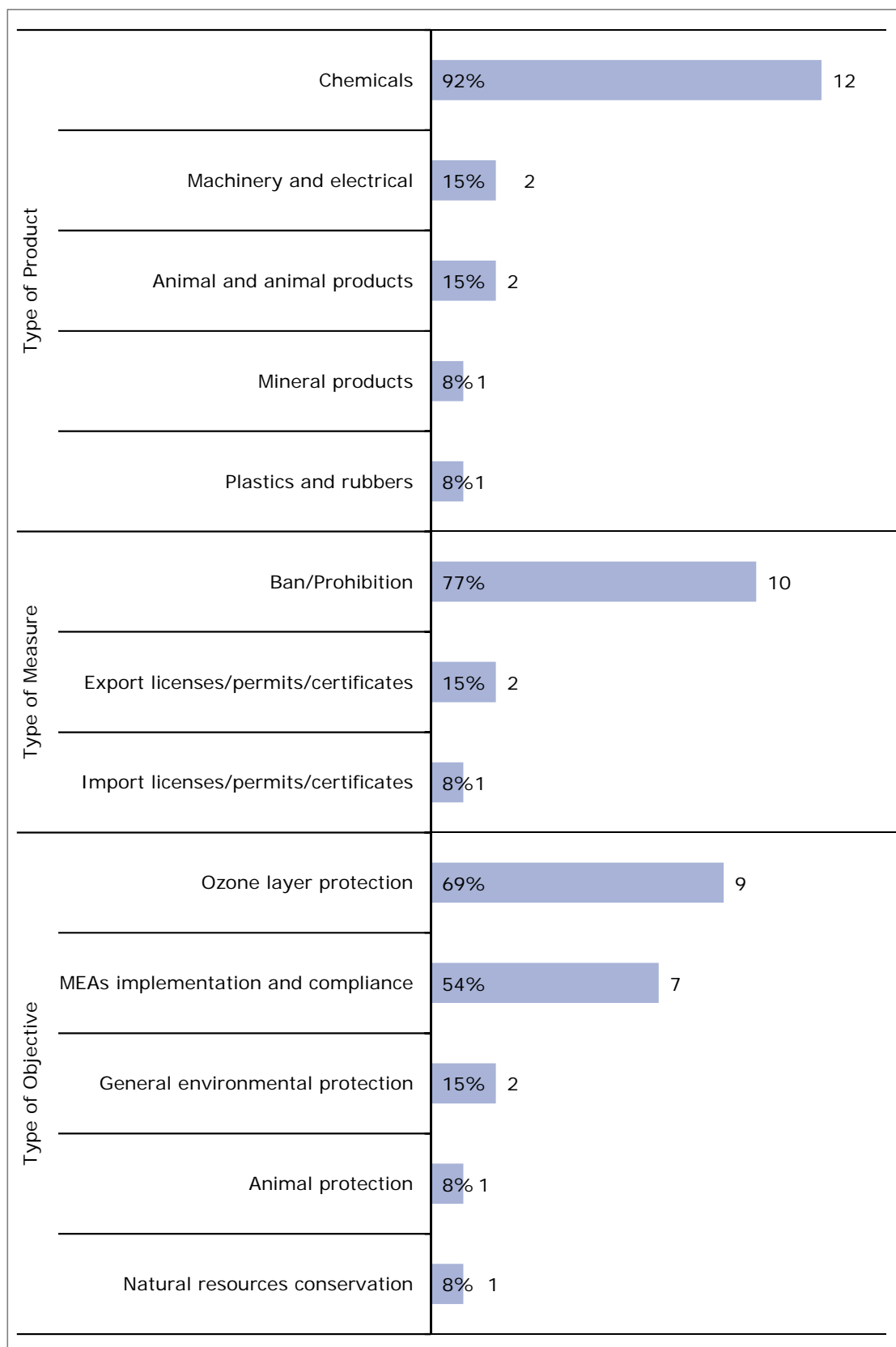


1.10. Chemicals, mainly ozone-depleting substances, were included in 92% of all environment-related measures described in the QRs notifications. Other products covered by the environment-related QRs measures included animal and animal products (15%), machinery and electrical (15%), mineral products (8%) and plastic and rubber (8%).

1.11. Bans and prohibitions were mentioned in 77% of all 2011 environment-related QRs measures. Other types of measures being reported included export licenses (15%) and import licenses (8%).

1.12. Ozone layer protection and compliance with obligations under the Montreal Protocol were, respectively, mentioned in 69% and 54% of all environment-related notified QRs measures. Other environmental objectives included animal protection (8%), and natural resources conservation (8%).



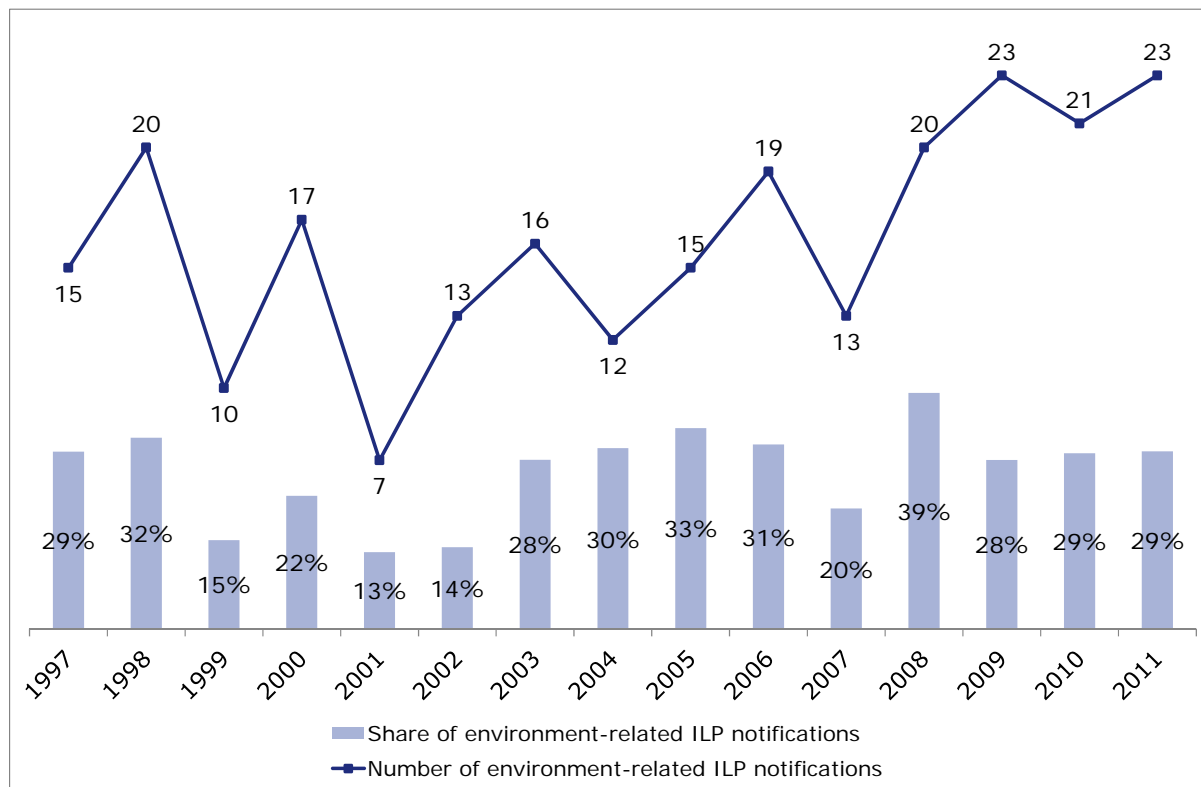
Chart 1.6: Types of Environment-related QRs Notifications (2011)<sup>6</sup>

<sup>6</sup> Since more than one product/measure/objective can be mentioned in a notification, the total number may exceed 100 per cent.

### 1.1.2 Agreement on Import Licensing Procedures (ILP)

1.13. In 2011, of the 78 notifications<sup>7</sup> submitted by Members under the ILP Agreement, 23 (29%) were environment-related. These 23 notifications referred to 93 environment-related measures.<sup>8</sup>

**Chart 1.7: Environment-related ILP Notifications (1997 – 2011)**



1.14. Chemicals, such as ozone depleting substances, radioactive substances, pesticides and fertilizers, were mentioned in 58% of all environment-related measures described in the ILP notifications. Other products covered by environment-related ILP measures included animals and animal products (32%), vegetable products (26%), wood and wood products (24%), waste (17%), machinery (5%) and motor vehicles (5%).

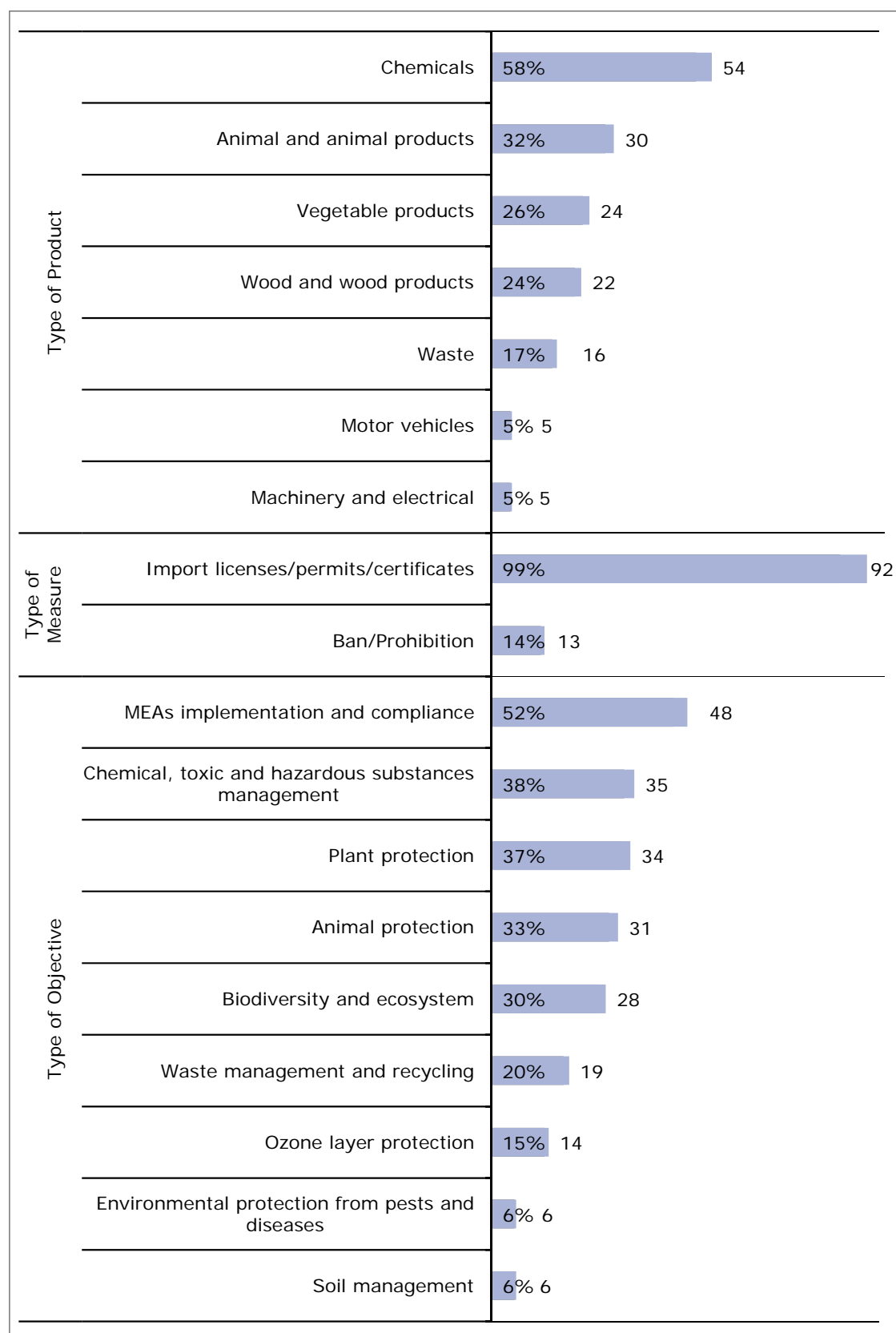
1.15. Ninety-nine of the 2011 environment-related ILP measures related to permits, automatic and non-automatic import licenses, while 14% of these notified measures related to bans and prohibitions.

1.16. Compliance with obligations under MEAs, such as CITES, Basel Convention and Montreal Protocol, was stated as the environmental objective of 52% of environment-related ILP measures. Other environment-related objectives included the management of chemical, toxic and hazardous substances (38%), plant (37%), animal (33%) and biodiversity protection (30%), followed by ozone layer protection (15%), environmental protection from pests and diseases (6%), and soil management (6%).

1.17. Developing countries notified 70% of the environment-related ILP notifications, 26% were made by developed countries, and 4% by least-developed countries.

<sup>7</sup> This number includes regular notifications as well as addenda, corrigenda and revisions.

<sup>8</sup> Most ILP notifications contain more than one measure.

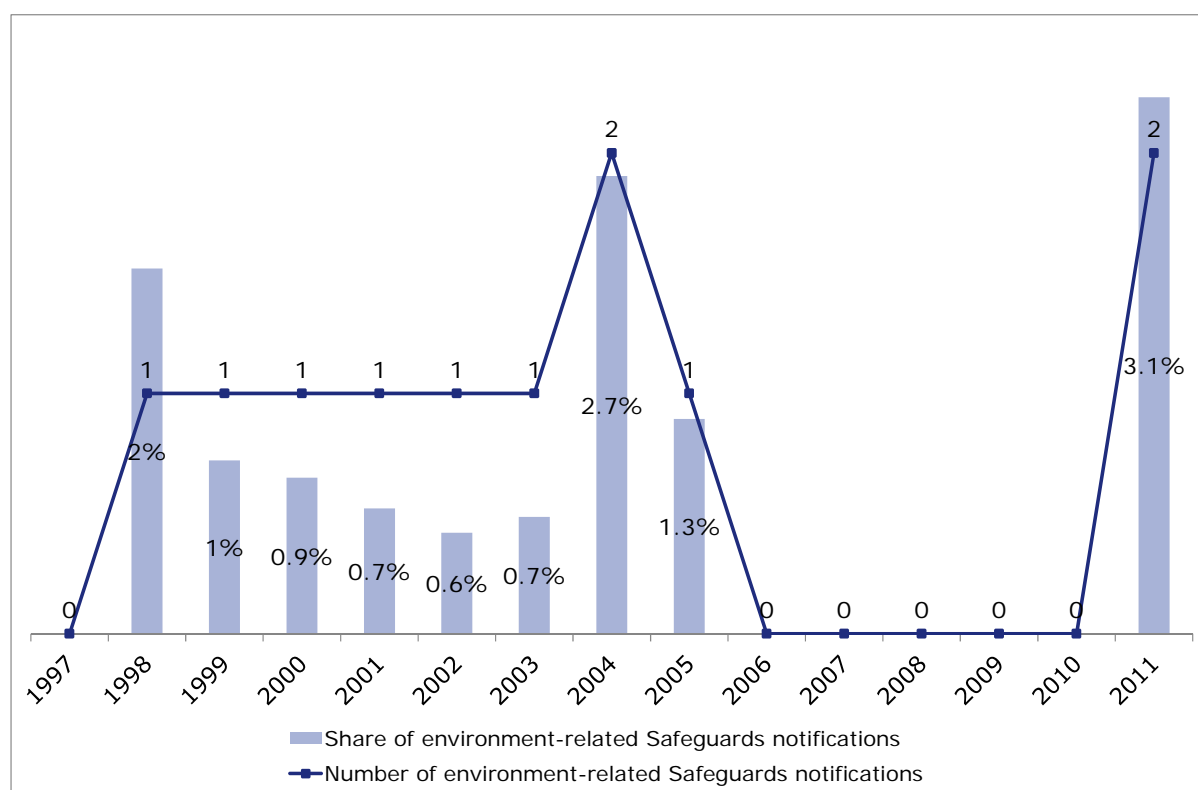
**Chart 1.8: Types of Environment-related ILP Notifications (2011)<sup>9</sup>**

<sup>9</sup> Since more than one product/measure/objective can be mentioned in a notification, the total number may exceed 100 per cent.

### 1.1.3 Agreement on Safeguards

1.18. For the first time since 2005, two notifications out of 64 Safeguards notifications<sup>10</sup> (3%) submitted by Members were environment-related, namely the application by Ukraine of special measures on imports of tubes, pipes and hollow profiles, seamless, of iron or steel in order to further the implementation of energy saving technologies.

**Chart 1.9: Environment-related Safeguards Notifications (1991-2011)**



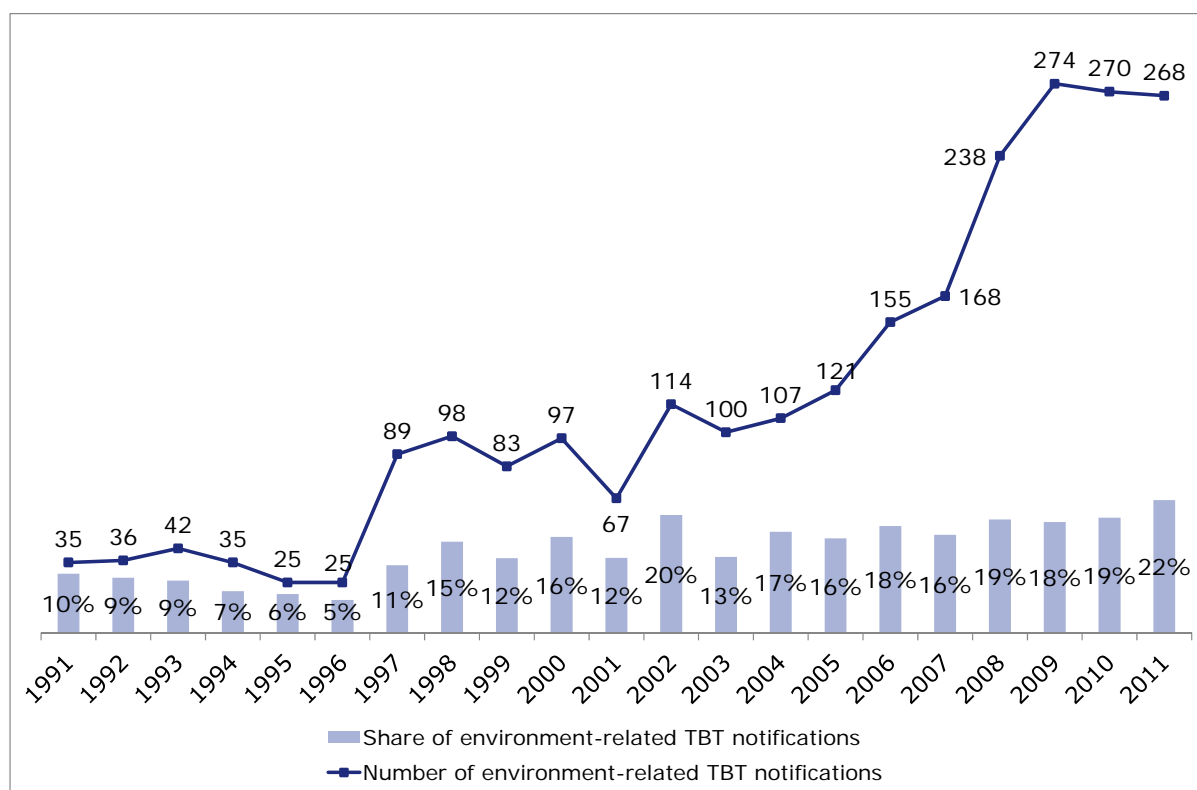
### 1.1.4 Agreement on Technical Barriers to Trade (TBT)

1.19. In 2011, among the 1,216 regular notifications<sup>11</sup> submitted by Members under Articles 2 and 5 of the TBT Agreement, 268 (22%) cited environment as an objective of the notified technical regulation or conformity assessment procedure.

1.20. Although the number of environment-related TBT notifications has remained constant over the last three years, their share with respect to all 2011 TBT notifications has increased from 19.1% in 2010 to 22% in 2011. The average share of environment-related TBT notifications for the 1991-2011 period is 14.3%, representing 116 environment-related TBT notifications annually.

<sup>10</sup> This number includes regular notifications as well as addenda, corrigenda and revisions.

<sup>11</sup> This number only includes regular notifications but excludes addenda, corrigenda and revisions, which are usually procedural documents not providing additional substantive information.

**Chart 1.10: Environment-related TBT Notifications (1991-2011)<sup>12</sup>**

1.21. Eighty-one per cent of the 2011 environment-related TBT notifications were notified as a technical regulation under Article 2 of the TBT Agreement, while eight per cent were notified as a conformity assessment procedure under Article 5. The remaining 11% were simultaneously notified as both a technical regulation and a conformity assessment procedure. A single environment-related notification to other transparency provisions was made.

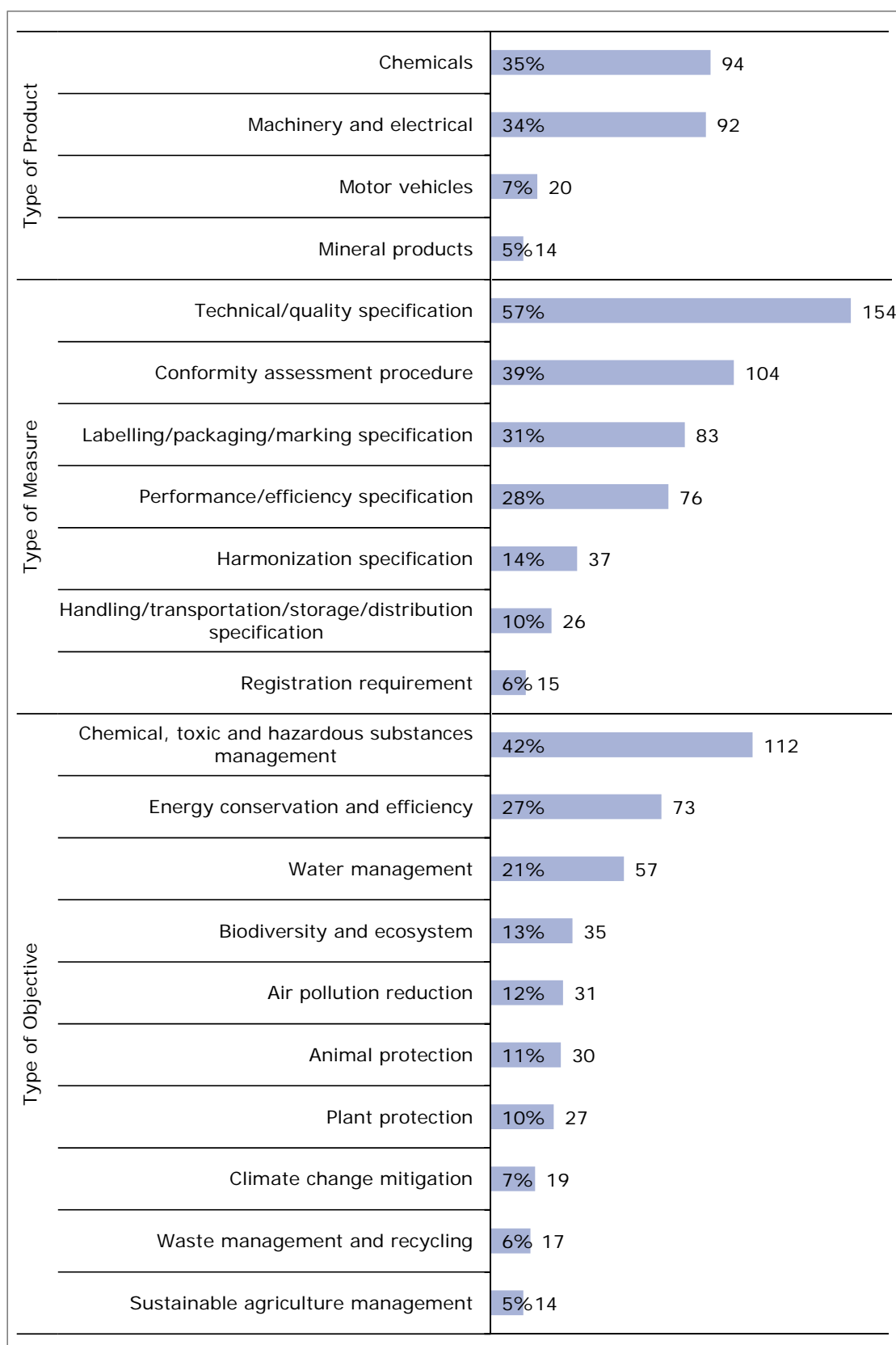
1.22. The products that were most frequently associated with the 2011 environment-related TBT notifications were chemicals (for example toxic substances, fertilizers, pesticides, biocidal products and dye substances), found in 35% of the environment-related TBT notifications. Other products covered included machinery and electrical apparatus, such as air-conditioners, fans and lamps (34%), motor vehicles (7%), and mineral products including fuel and fuel additives (5%).

1.23. These environment-related TBT measures were mainly technical/quality specifications (found in 57% of the environment-related TBT notifications), evaluations of conformity and certification procedures (39%), labelling/packaging/marketing specifications (31%), and performance/efficiency specifications (28%). Other measures included harmonization (14%), handling/distribution specifications (10%), and registration requirements (6%).

1.24. The management of chemical, toxic and hazardous substances was the most frequent environmental objective, mentioned in 42% of the environment-related notifications. Other environmental objectives included energy conservation and efficiency (27%), water management (21%), biodiversity and ecosystem protection (13%), air pollution reduction (12%), animal (11%) and plant protection (10%), climate change mitigation (7%), waste management and recycling (6%), and sustainable agriculture management (5%).

1.25. The 2011 environment-related TBT notifications were made by both developing and developed countries (61% and 39%, respectively), with China (36 notifications), the European Union (34), the United States (27), Thailand (22), Chile (15), and Canada (14) leading the way.

<sup>12</sup> Any discrepancy with figures from previous EDBs are due to the fact that addenda, corrigenda and revisions are not included here.

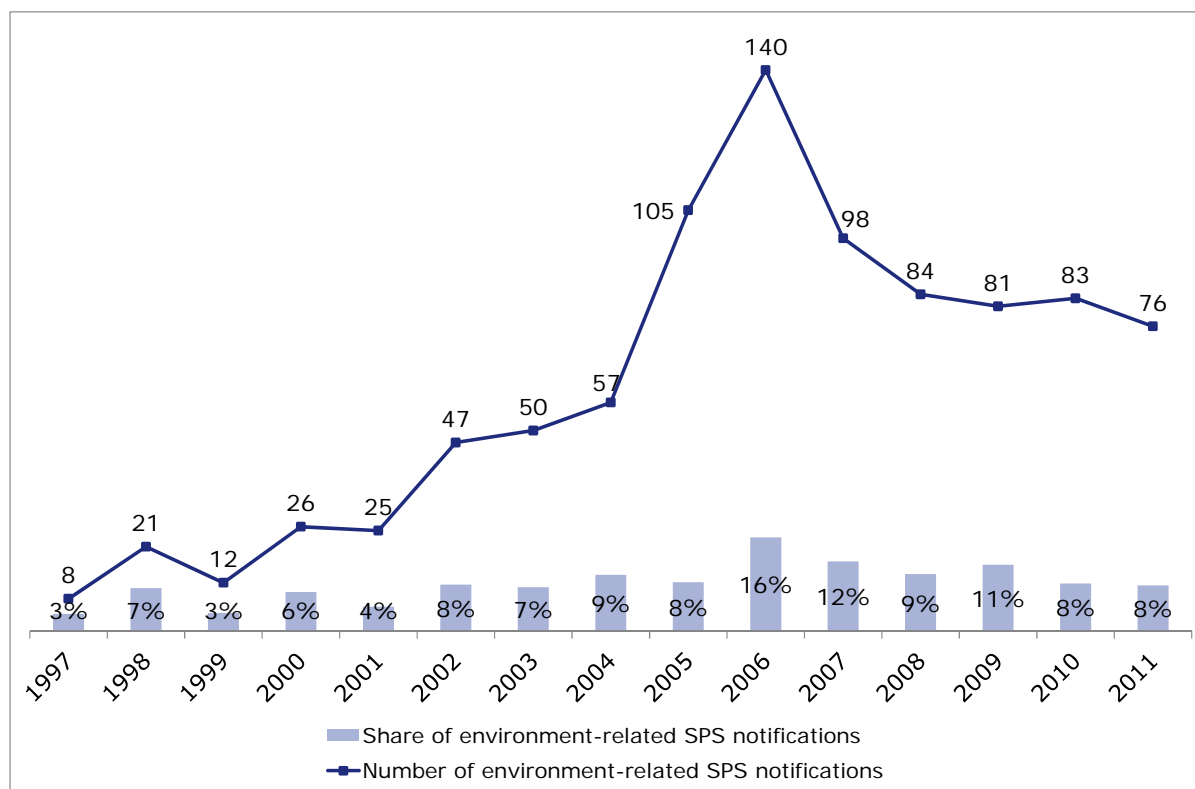
**Chart 1.11: Types of Environment-related TBT Notifications (2011)<sup>13</sup>**

<sup>13</sup> Since more than one product/measure/objective can be mentioned in a notification, the total number may exceed 100 per cent.

### 1.1.5 Agreement on the Application of Sanitary and Phytosanitary Measures (SPS)

1.26. In 2011, out of the 1,007 regular notifications<sup>14</sup> made under the SPS Agreement, 7.5% (76 notifications) were environment-related.<sup>15</sup> Although the number of environment-related SPS notifications has been decreasing since 2007, its share with respect to all the SPS notifications remains relatively constant at 7.5%, slightly lower than the average share of 8.6% for the period 1997-2011.

**Chart 1.12: Environment-related SPS Notifications (1997-2011)<sup>16</sup>**



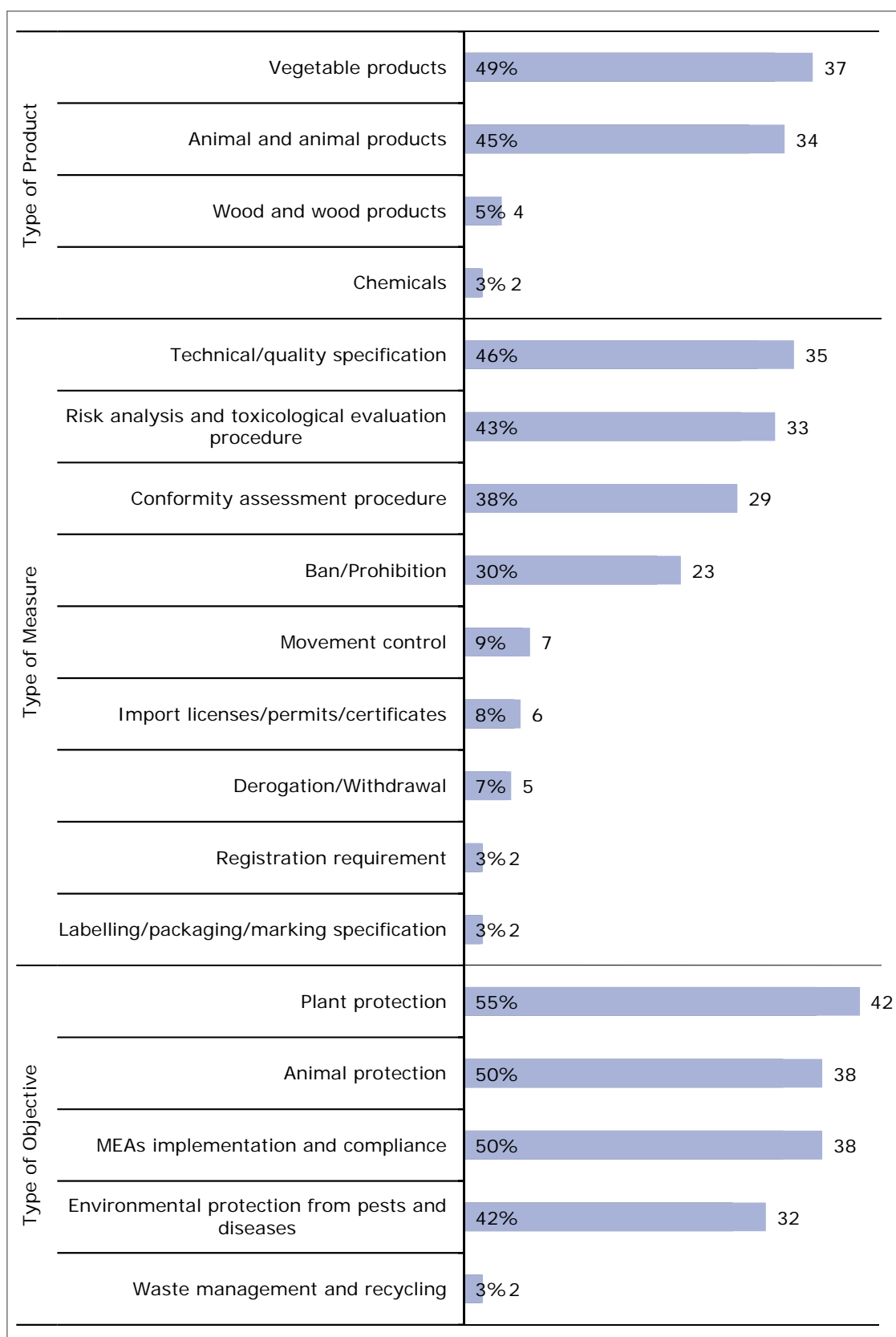
1.27. Vegetable products (for example, seeds, plants for planting, fruits and living modified organisms) were mentioned in 49% of the 2011 environment-related SPS notifications. Other products included animal and animal products (including eggs and live fish) found in 45% of the notifications, wood and wood products (5%), and chemicals (3%).

1.28. These environment-related SPS measures were mainly technical/quality specifications (found in 46% of the environment-related SPS notifications), risk analysis and toxicological evaluation (43%), conformity assessment procedures (38%) and bans and prohibitions (30%). Other forms of SPS measures included movement control (9%), import certificates (8%), derogation (7%), labelling/packaging/marketing specifications (3%), and registration requirements (3%).

<sup>14</sup> This number only includes regular notifications but excludes addenda, corrigenda and revisions, which are procedural documents not providing additional substantive information.

<sup>15</sup> Although SPS measures deal with the safety and protection of human, animal and plant health, not all of them have been included in this document. For instance, notifications of measures dealing with pests pertinent to the protection of agricultural crops or farm animals have been excluded; yet they have been included if they pertain to the protection of "territory" or the wild-environment or plants in general.

<sup>16</sup> Any discrepancy with figures from previous EDBs are due to the fact that addenda, corrigenda and revisions are not included here.

**Chart 1.13: Types of Environment-related SPS Notifications (2011)**<sup>17</sup>

<sup>17</sup> Since more than one product/measure/objective can be mentioned in a notification, the total number may exceed 100 per cent.



1.29. Plant protection and implementation and compliance with MEAs, such as the International Plant Protection Convention and the Cartagena Protocol on Biosafety, were mentioned in 55%, and 50% of the environment-related SPS notifications, respectively. Other environmental objectives included animal protection (found in 50% of the notifications), environmental protection from pests and diseases (42%), and waste management (3%).

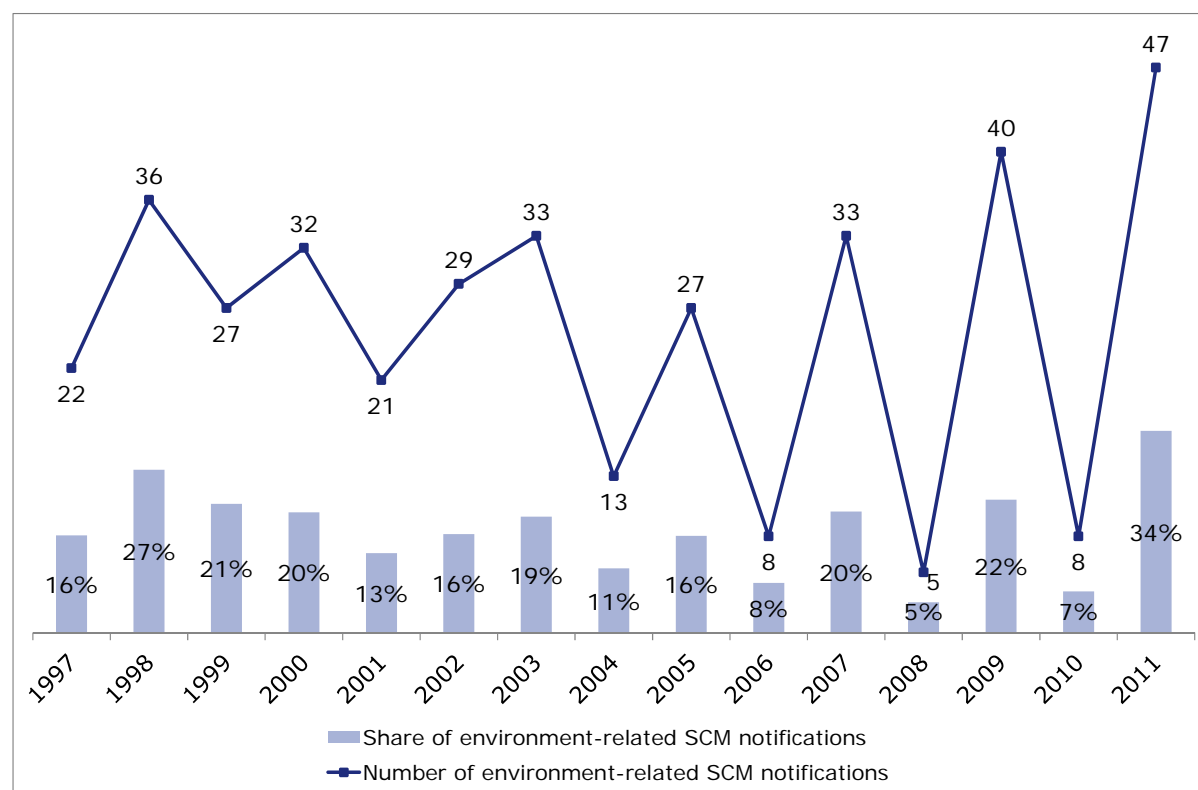
1.30. Out of the 76 SPS environment-related notifications made in 2011, 70% were made by developing countries. Brazil (10 notifications), the United States (7), the Philippines (7), Colombia (7), New Zealand (6) and Ukraine (6) were the Members who submitted the most environment-related SPS notifications.

## 1.2 Support Measures

### 1.2.1 Agreement on Subsidies and Countervailing Measures (SCM)

1.31. In 2011, of the 140 notifications<sup>18</sup> submitted by Members under the SCM Agreement, forty-seven (approximately 34%) were environment-related, covering a total of 493 environment-related measures.<sup>19</sup> During 1997-2011, the number of environment-related SCM notifications varied, ranging from five to 47 notifications, with an average of 25 notifications per year, representing 17.7% of all SCM notifications.

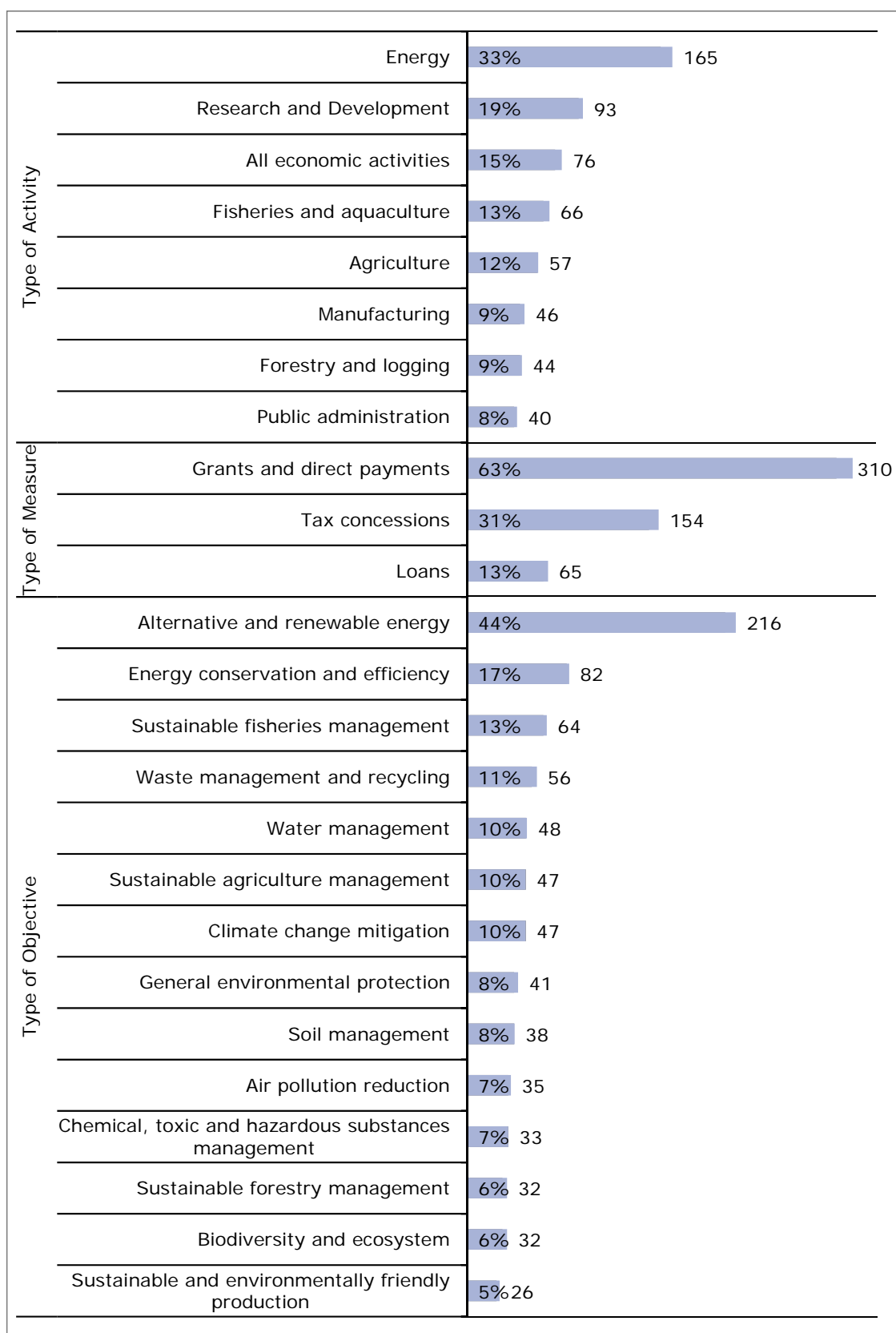
**Chart 1.14: Environment-related SCM Notifications (1997 - 2011)**



1.32. In 2011, 40% of all the measures mentioned in environment-related SCM notifications concerned the energy sector. Other specific activities identified included research and development (R&D) (19%), fisheries (13%), agriculture (12%), manufacturing (9%), forestry (9%) and public administration (8%).

<sup>18</sup> This number includes regular notifications as well as addenda, corrigenda and revisions.

<sup>19</sup> Most SCM notifications contain more than one measure.

Chart 1.15: Types of Environment-related SCM Notifications (2011)<sup>20</sup>

<sup>20</sup> Since more than one product/measure/objective can be mentioned in a notification, the total number may exceed 100 per cent.

1.33. The notified measures predominantly took the form of grants and direct payments, including conditional contributions (found in 63% of all the environment-related SCM measures). Other forms of support included tax concessions (31%) and loans (13%).

1.34. The promotion of alternative and renewable energy was one of the most frequently mentioned environmental objectives in the 2011 environment-related SCM notifications (44% of all the environment-related SCM measures). Other environment-related objectives cited included, among others, energy conservation (17%), sustainable fisheries (13%), waste management and recycling (11%), water management (10%), sustainable agriculture management (10%) and climate change mitigation (10%).

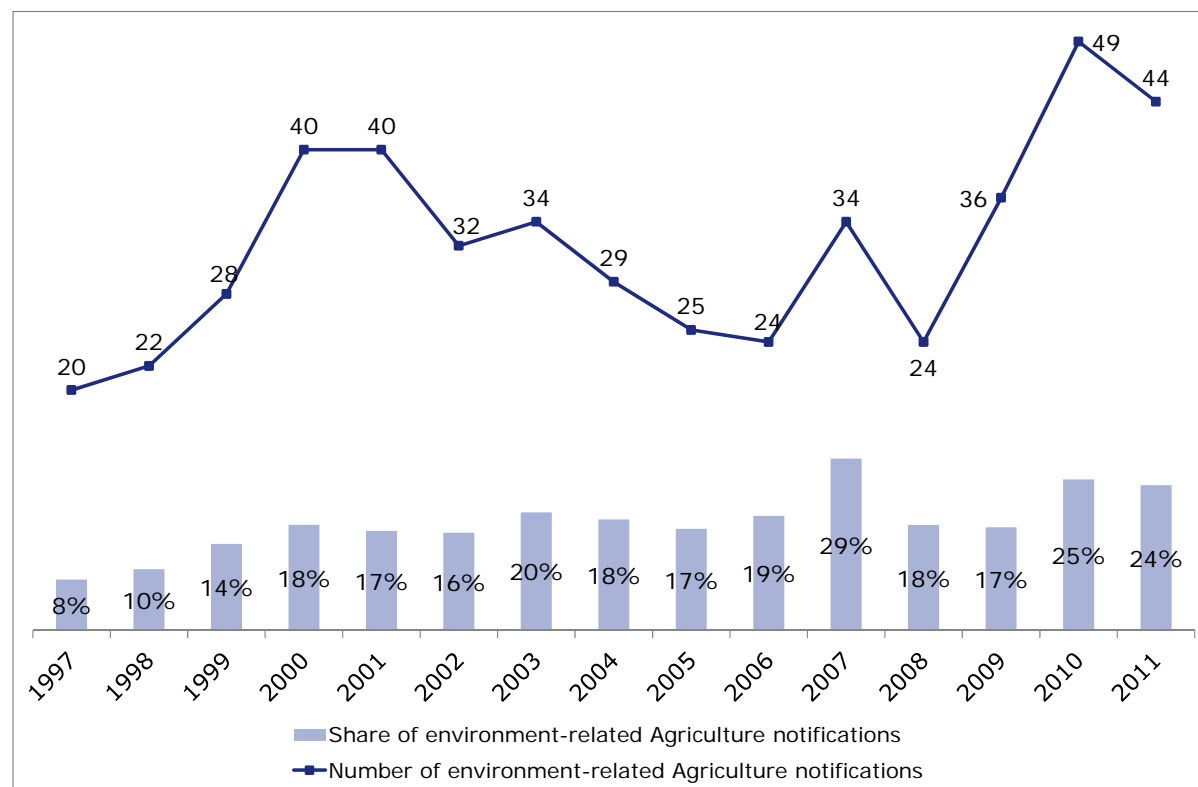
1.35. In 2011, 76% of the environment-related SCM notifications were made by developed countries, with 24% made by developing countries.

### 1.2.2 Agreement on Agriculture

1.36. In 2011, of the 182 notifications<sup>21</sup> submitted by Members under the Agreement on Agriculture, 44 (24%) were environment-related and covered 177 environment-related measures.<sup>22</sup>

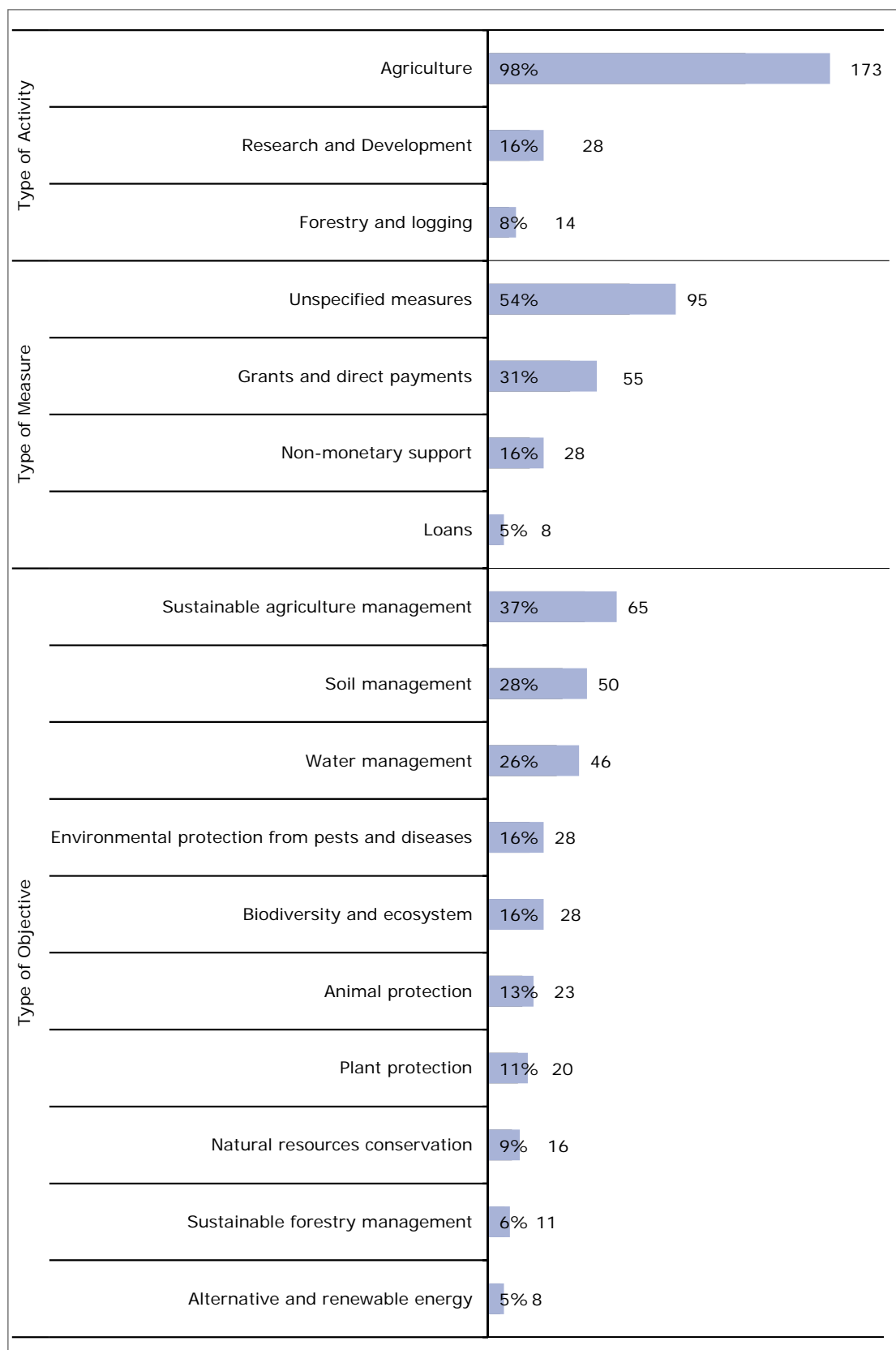
1.37. Ninety-one per cent of the environment-related measures were notified as Green Box measures, while 3.9% were notified pursuant to Article 18.3 on new domestic support measures or modification of an existing measure. The remaining 2.3%, and 2.8% of the environment-related agriculture measures, were notified under Article 15 on Special and Differential Treatment and under Article 16 on bilateral assistance projects for Least-Developed Net Food-Importing Countries, respectively.

**Chart 1.16: Environment-related Agriculture Notifications (1997 -2011)**



<sup>21</sup> This number includes regular notifications as well as addenda, corrigenda and revisions.

<sup>22</sup> Most notifications under the Agreement on Agriculture contain more than one measure.

**Chart 1.17: Types of Environment-related Agriculture Notifications (2011)<sup>23</sup>**

<sup>23</sup> Since more than one product/measure/objective can be mentioned in a notification, the total number may exceed 100 per cent.

1.38. In addition to the agriculture sector, found in 98% of all the environment-related notifications, a number of other activities, including research and development (16%) and forestry (8%) were also mentioned.

1.39. Specified domestic support associated with the environment-related notifications to the Agreement on Agriculture encompassed mainly grants and direct payments (31%), non-monetary support, such as training and advisory services and research programs (16%), and loans (5%).

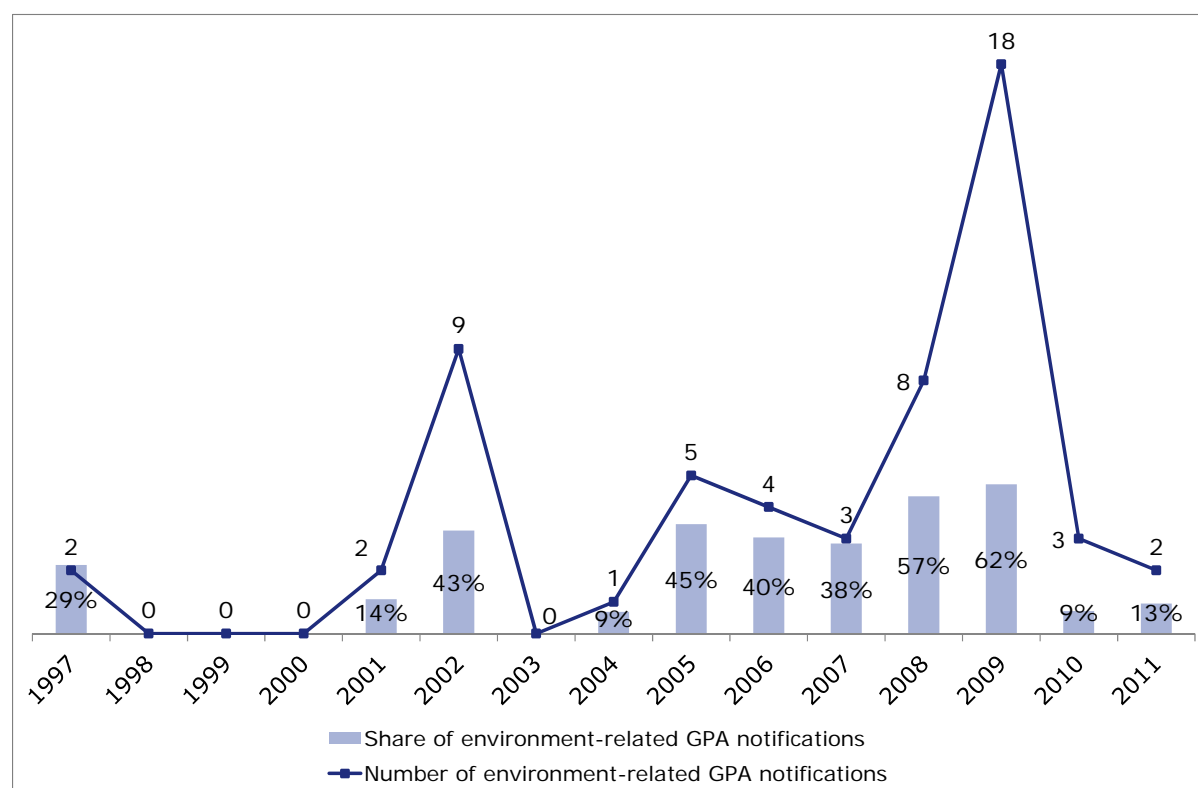
1.40. Sustainable agriculture management was mentioned in 37% of all environment-related measures notified under the Agreement on Agriculture in 2011. Other objectives included the conservation of soil (28%), water (26%), biodiversity (16%), and natural resources (9%), protection of the environment from diseases (16%), protection of animals (13%) and plants (11%), sustainable forestry management (6%), and promotion of alternative and renewable energy (5%).

1.41. In 2011, developed countries made 37% of the environment-related notifications under the Agreement on Agriculture, while 66% were made by developing countries. New Zealand, Switzerland and the United States submitted the most environmental-related notifications under the Agreement on Agriculture with three notifications each.

### 1.2.3 Plurilateral Agreement on Government Procurement (GPA)

1.42. In 2011, of the 16 notifications<sup>24</sup> submitted under the Agreement on Government Procurement, two (9%), submitted respectively by Hong Kong, China and by Japan, were environment-related and reported public procurement statistics on environmental goods and services and policy promoting the procurement of eco-friendly goods to ensure the rational use of energy and enhance recycling.

**Chart 1.18: Environment-related GPA Notifications (1997-2011)**



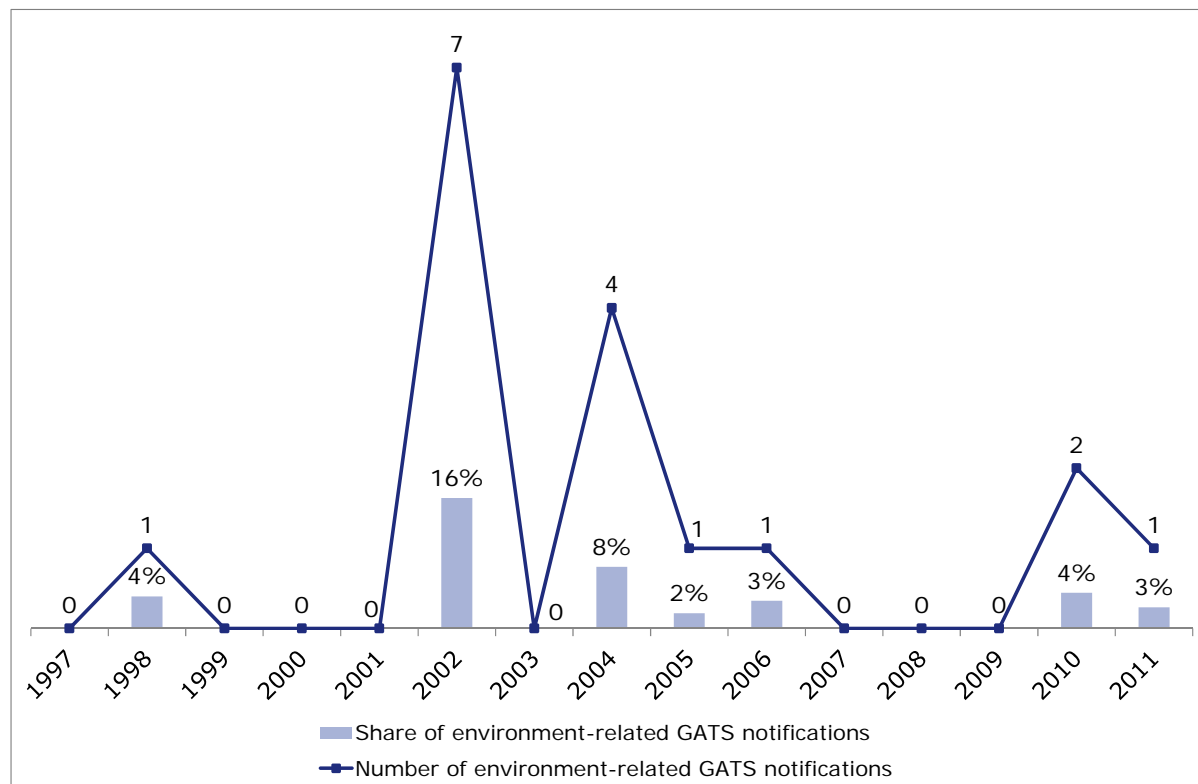
<sup>24</sup> This number includes regular notifications as well as addenda, corrigenda and revisions.

### 1.3 Other Measures

#### 1.3.1 General Agreement on Trade in Services (GATS)

1.43. In 2011, of the 38 notifications to the GATS, one submitted by Switzerland contained environment-related issues (3%), namely the qualification requirement for persons submitting land-use planning files and applications for building permits in the fields of environment.

**Chart 1.19: Environment-related GATS Notifications (1997 – 2011)**

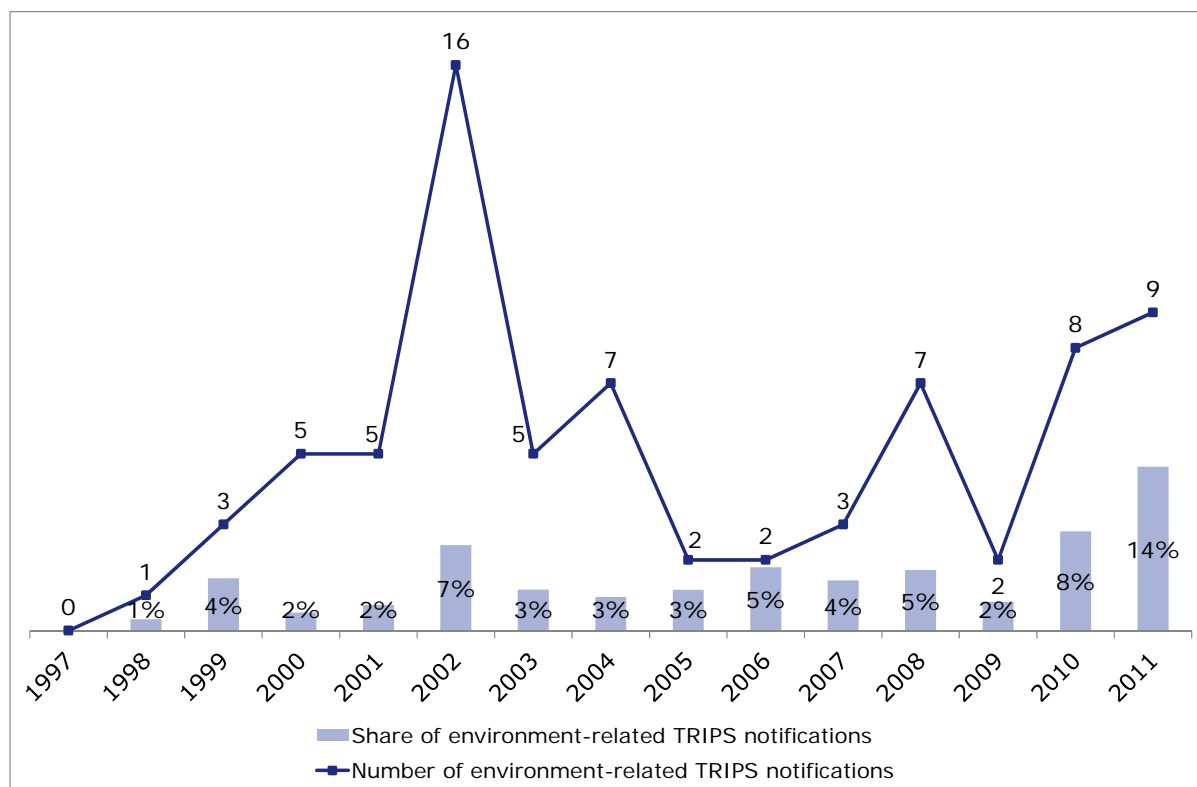


#### 1.3.2 Agreement on Trade-related Aspects of Intellectual Property Rights (TRIPS)

1.44. In 2011, of the sixty-six notifications submitted by Members under Article 63.2 of the TRIPS Agreement, nine (14%) contained environment-related provisions, covering seven environment-related measures.<sup>25</sup>

1.45. Seventy-one per cent of the 2011 environment-related TRIPS measures were related to legislation on various issues, including inventions breaching environmental laws; pirated goods whose destruction causes harm to the environment; compulsory licenses for patents necessary to protect the environment; and accelerating the examination of patent procedure applications related to green technologies. The remaining environment-related provisions mentioned in the TRIPS notifications referred to conformity assessment procedures for certification of sustainable agriculture (14%) and prohibition of using genetic engineering methods in plant propagation material (14%).

<sup>25</sup> Most TRIPS notifications contain more than one measure.

**Chart 1.20: Environment-related TRIPS Notifications (1997 – 2011)**

## 2 NOTIFICATIONS OF TRADE AGREEMENTS

### 2.1.1 Regional Trade Agreements (RTAs) including the Understanding on the Interpretation of Article XXIV of the GATT 1994

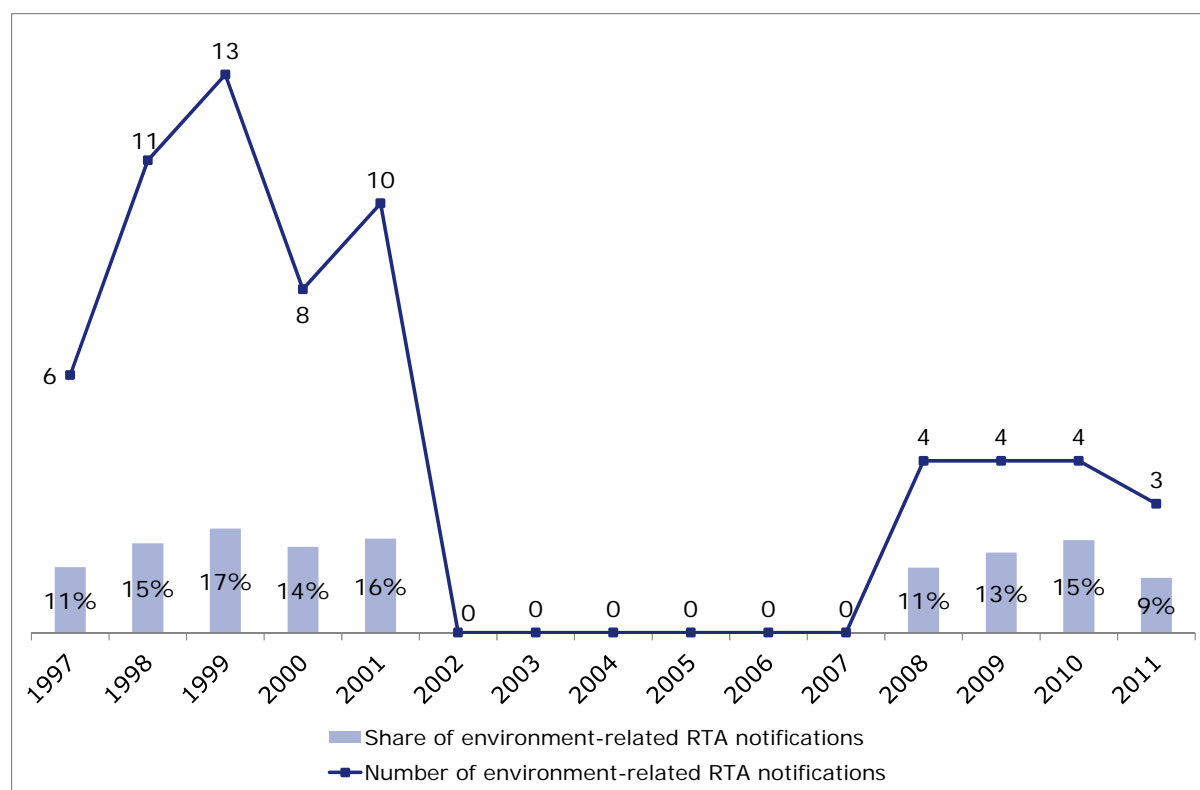
2.1. In 2011, of the thirty-three notifications<sup>26</sup> submitted under the RTAs Understanding, three (9%) mentioned an environment-related topic, in particular provisions related to sustainable development and co-operation on environmental issues.<sup>27</sup>

2.2. The provisions on environmental co-operation mentioned in the 2011 environment-related RTA notifications referred mainly to energy (67%), fisheries (33%), forestry (33%), and agriculture (33%) sectors.

2.3. The three environment-related notified RTAs involved both developed and developing countries, namely the European Union and Korea; India and Japan; and Cambodia, the Philippines, Japan and member States of the Association of Southeast Asian Nations (ASEAN).

<sup>26</sup> This number includes regular notifications as well as addenda, corrigenda and revisions.

<sup>27</sup> The statistics only reflects keywords used in the text of the notification. Therefore, it is not excluded that additional notified RTAs not considered here contain environment-related provisions.

**Chart 2.1: Environment-related RTAs Notifications (1997-2011)**

### 3 INFORMATION CONTAINED IN TRADE POLICY REVIEWS

3.1. The EDB contains information concerning environment-related measures, provisions or programmes contained in both Secretariat and government Trade Policy Reviews (TPR) Reports. The information has been summarized under the following three headings: trade policy frameworks; trade policies and practices; and trade policies by selected sector. In general, trade policy frameworks include government environmental policies, plans, programmes and investment policies. Environment-related trade policies and practices include quantitative restrictions (e.g. bans and prohibitions, import and export restrictions, quotas, controls, licenses and permits); technical requirements (e.g. standards, technical regulations and conformity assessment procedures); taxes, levies, subsidies and other government support. The environment-related sectors include agriculture, industry, services, energy, fisheries, forestry, transport, mining and tourism.

3.2. In 2011, 17 TPRs were carried out.<sup>28</sup> All included environment-related measures or programmes, representing 348 entries.<sup>29</sup> The most frequently found search words were environment (60% of the 348 entries), energy (26%), bio (19%) and conserv(ation) (18%) (see Annex V on TPR search word frequency).

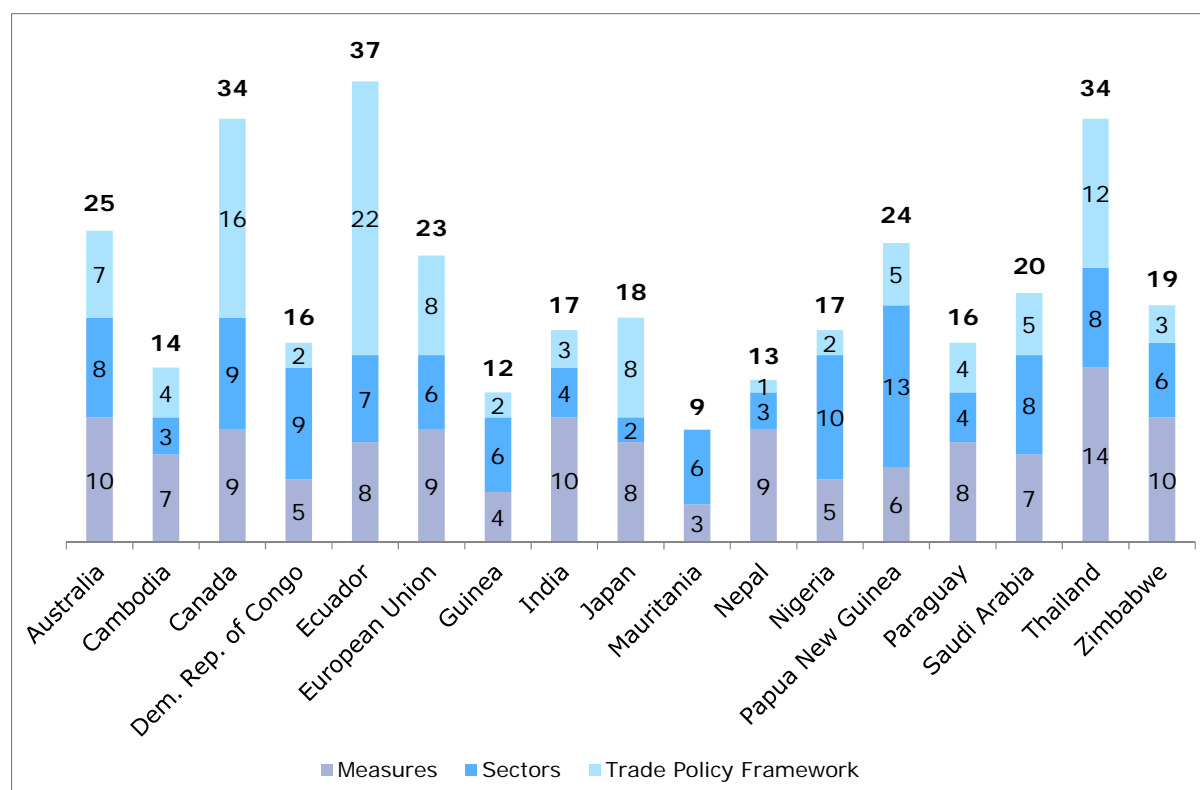
3.3. The highest numbers of environment-related measures or programmes were found in the TPRs of Ecuador (37 entries), Canada (34), Thailand (34), Australia (25), Papua New Guinea (24) and the European Union (23).

<sup>28</sup> TPRs of Australia; Cambodia; Canada; Democratic Republic of Congo; Ecuador; the European Union; Guinea; India; Japan; Mauritania; Nepal; Nigeria; Papua New Guinea; Paraguay; the Kingdom of Saudi Arabia; Thailand; and Zimbabwe.

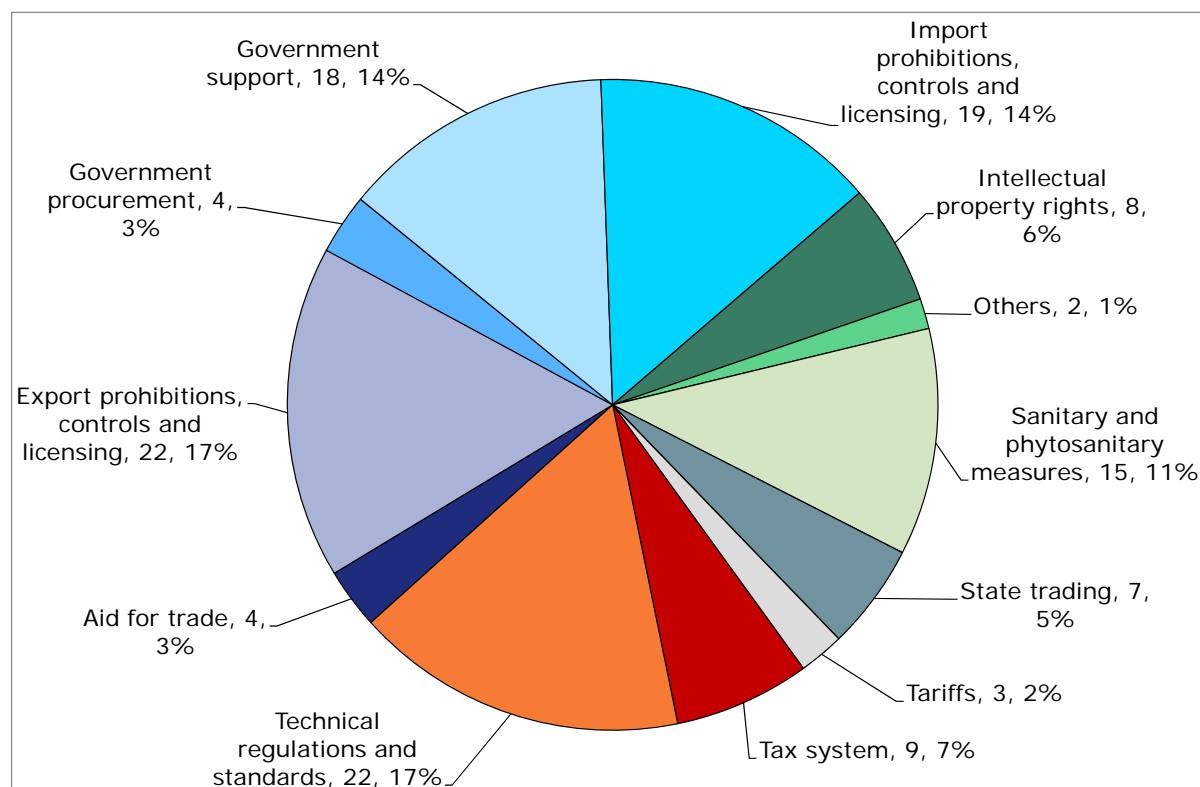
<sup>29</sup> The number of environment-related Trade Policy Reviews entries corresponds to the number of times environment-related measures or programmes are mentioned in the Secretariat and government TPR Reports.



**Chart 3.1: Environment-related Measures, Provisions or Programmes in TPRs (2011)**



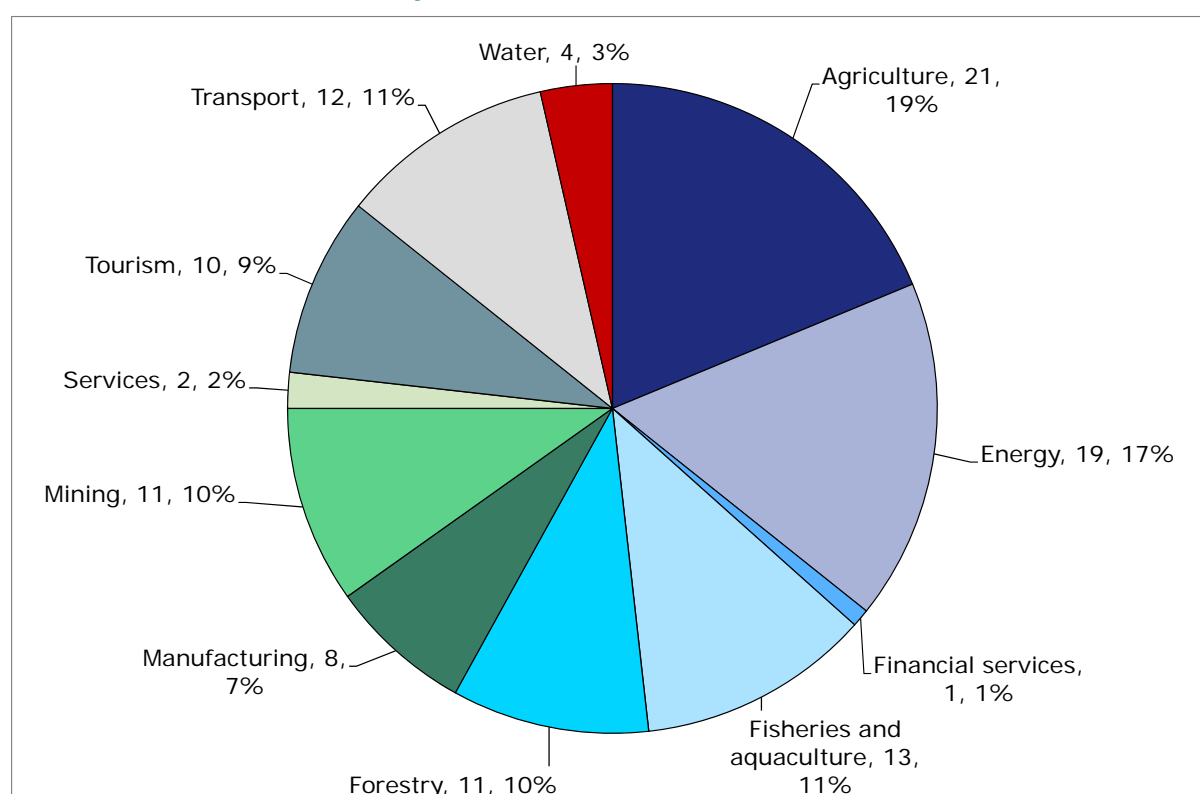
**Chart 3.2: Type of Environment-related Measures Mentioned in TPRs (2011)**



3.4. The most frequently reported environment-related measures were technical regulations, conformity assessment and standards (17% of all environment-related measures entries), export prohibitions, restrictions, controls and licensing (17%), import prohibitions, restrictions, controls and licensing (14%), and government support, including tax incentives (14%). Other environment-related measures mentioned in the TPRs related to sanitary and phytosanitary measures (11%), tax system, including export and import taxes, charges, and levies (7%), intellectual property rights (6%), state trading (5%), government procurement (3%), aid for trade (3%) and tariffs (2%)

3.5. Regarding environment-related trade policies by sectors, the most frequently mentioned sectors were agriculture (19% of the environment-related sectors entries), followed by energy (17%), fisheries and aquaculture (12%), transport, including air and maritime transport (11%), mining (10%) and forestry (10%). Other sectors related to environment-related measures and programmes included tourism (9%), manufacturing (7%), water (4%) and services, including financial services (3%).

**Chart 3.3: Sectors Covered by Environment-related Measures Mentioned in TPRs (2011)**



#### 4 ANNEXES

##### Annex I: Environment-related Search Words as Agreed by Members in 1999<sup>30</sup>

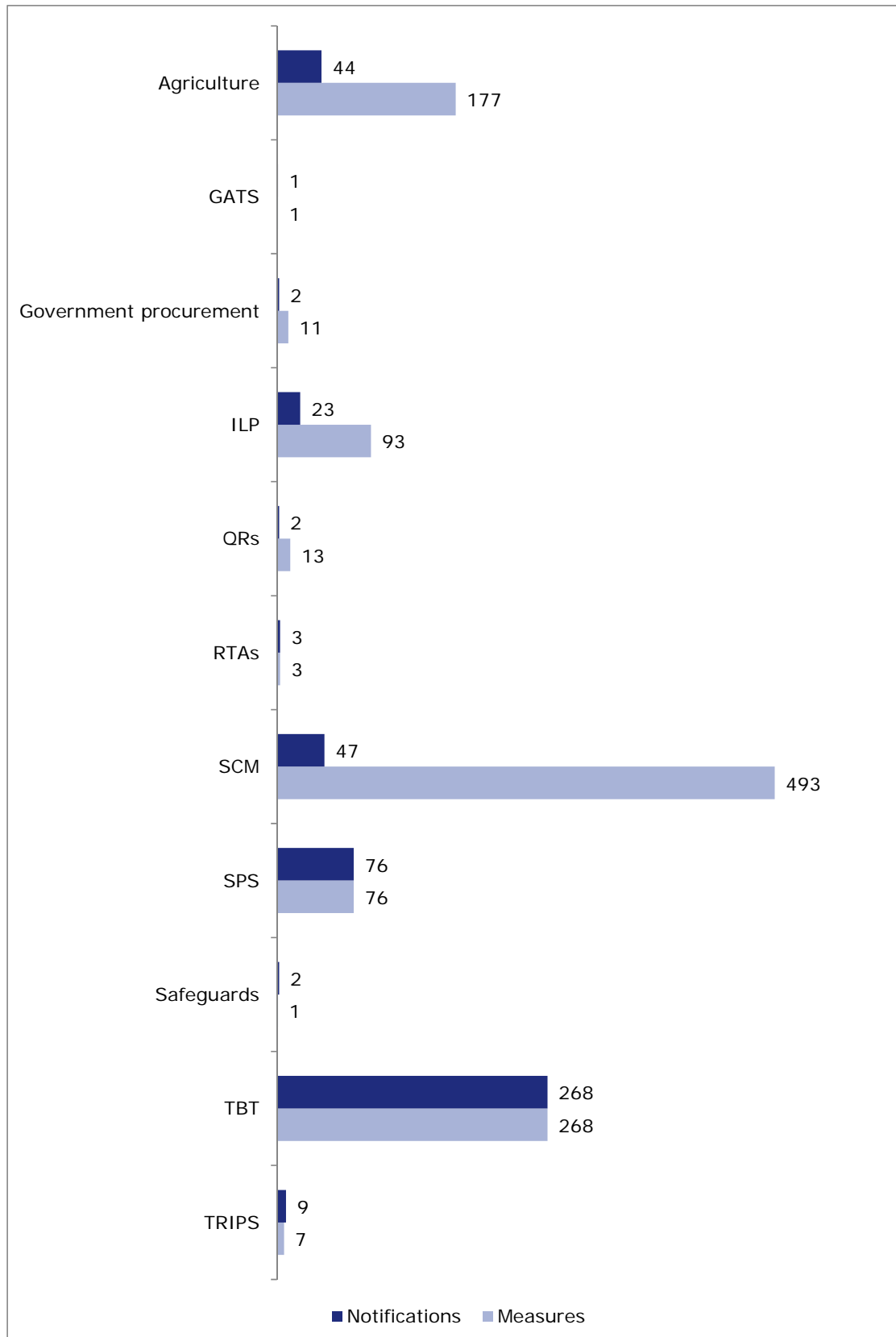
Basel Convention	HCFCs
Bio	Indigenous
Carbon	Kyoto Protocol
Cartagena	Modified organism
CFCs	Marking
CITES	Montreal Protocol
Clean	Natural resources
Climate	Novel
Conserv(ation)	Organic
Desertification	Ozone
Diversity	Package(ing)
Eco-label	Pollution
Ecology	Preservation
Emissions	Preserve
Endangered	Recycle
Energy	Renewable
Environment	Saving
Extinct	(Soil) erosion
Fauna	Species
Fish	Sustainable
Flora	Toxic
Forest	Tree
Genetic	Waste
GHGs	Wildlife
Green (house)	Wood
Hazardous	

<sup>30</sup> See also the following documents containing information on search words: WT/CTE/W/46, WT/CTE/W/78 and WT/CTE/W/102

**Annex II: Number of Environment-related Notifications<sup>31</sup> (2001-2011)**

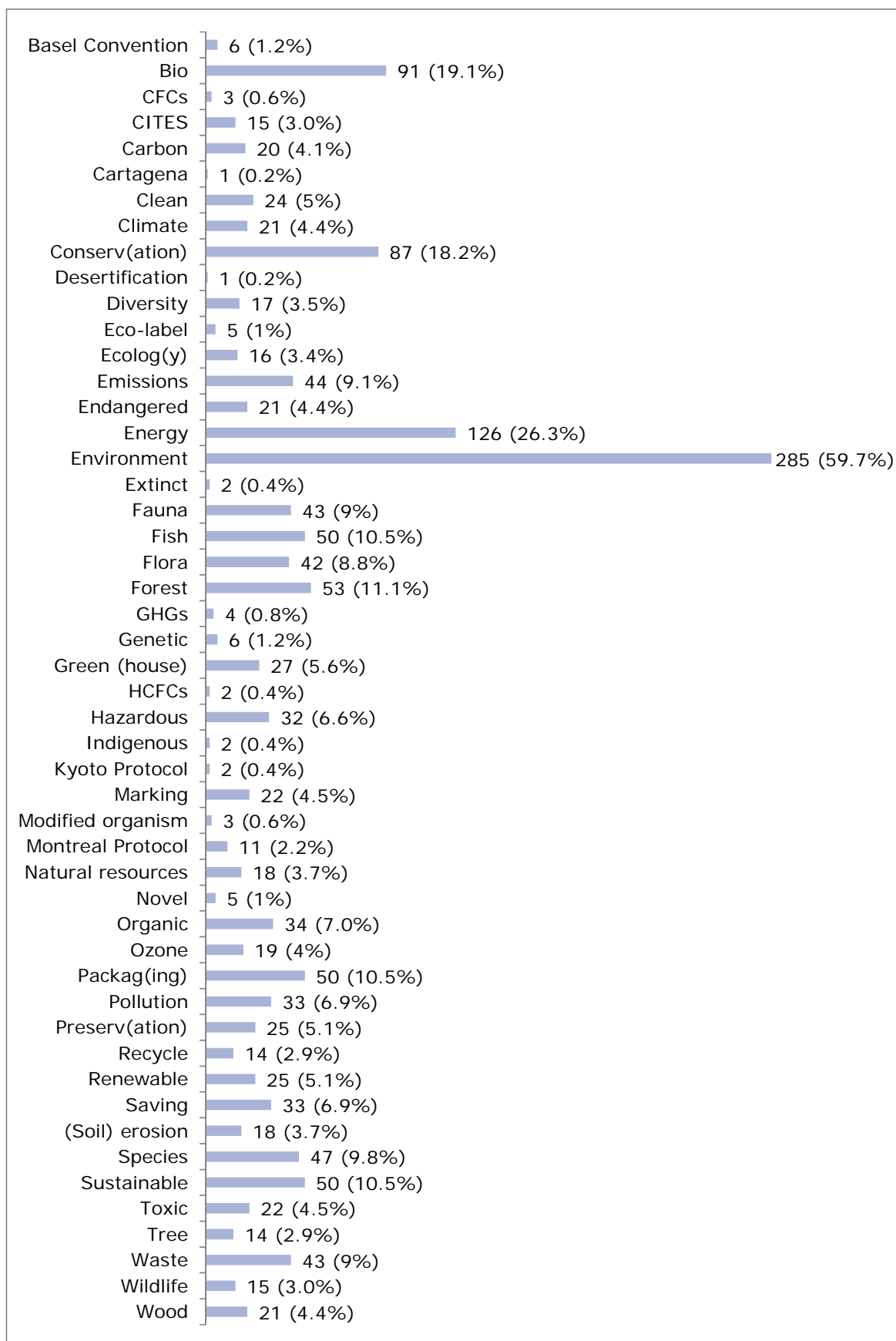
WTO Agreements	2001	2002	2003	2004	2005	2006	2007	2008	2009	2010	2011
TBT	67(539)	114(582)	100(794)	107(638)	121(771)	155(874)	168(1032)	238(1265)	274(1490)	270(1413)	268(1216)
SPS	25(621)	47(610)	50(687)	57(612)	105(1298)	140(901)	98(849)	84(889)	81(737)	83(1051)	76(1007)
SCM	24(159)	31(177)	34(171)	13(122)	27(168)	8(97)	33(164)	5(99)	40(181)	8(117)	47(140)
Agriculture	40(242)	32(197)	34(173)	29(157)	25(148)	24(126)	32(119)	24(137)	36(210)	49(195)	44(182)
Anti-Dumping	0(134)	1(166)	2(155)	3(134)	0(127)	0(112)	0(118)	0(134)	0(157)	0(164)	0(127)
ILP	7(55)	13(96)	16(57)	12(40)	20(45)	19(62)	13(65)	20(51)	23(82)	21(72)	23(78)
Safeguards	1(137)	1(170)	1(147)	3(75)	1(80)	0(86)	0(59)	0(73)	0(171)	0(106)	2(64)
Customs Valuation	1(41)	1(41)	0(11)	0(17)	1(13)	0(1)	(9)	0(12)	0(6)	0(4)	0(4)
State Trading	1(56)	5(58)	3(38)	0(43)	1(12)	1(37)	0(20)	1(24)	0(29)	4(77)	0(8)
RTAs	10(64)	0(41)	0(56)	0(70)	0(63)	0(30)	0(25)	4(37)	4(30)	4(26)	3(33)
TRIPS	6(236)	16(225)	5(147)	7(251)	2(59)	2(38)	3(72)	7(139)	2(84)	8(97)	9(66)
GATS	0(46)	7(43)	0(41)	4(52)	1(53)	1(29)	0(41)	0(49)	0(68)	2(45)	1(38)
QRs	2(10)	4(14)	2(8)	7(10)	1(6)	2(8)	3(6)	4(12)	2(8)	1(6)	2(8)
TRIMs	0(2)	0(29)	0(13)	0(12)	0(14)	0(14)	0(13)	0(9)	0(21)	0(18)	0(4)
BoP Provisions	0(7)	0(4)	0(0)	0(1)	0(1)	0(0)	0(1)	0(0)	0(9)	0(6)	0(0)
Preship. Inspection	0(1)	0(0)	0(0)	0(1)	0(0)	0(0)	0(0)	0(1)	0(0)	0(2)	0(2)
Rules of Origin	0(6)	0(4)	0(4)	0(3)	0(2)	0(1)	0(7)	0(4)	0(5)	0(4)	0(8)
GPA	2(14)	9(21)	0(8)	1(11)	5(11)	4(10)	3(8)	8(14)	18(29)	3(32)	2(16)
Info. Technology	0(0)	0(0)	0(0)	0(0)	0(0)	0(0)	0(0)	0(0)	0(0)	0(0)	0(0)
Other notifications	0(6)	0(4)	0(3)	1(7)	1(3)	1(2)	0(5)	0(8)	0(4)	0(6)	0(9)
Total environment-related notifications	186(2376)	281(2482)	247(2513)	244(2256)	311(2874)	357(2428)	353(2613)	395(2957)	481(3321)	453(3441)	477(3010)
Share of environment-related notifications	7.8	11.3	9.8	10.8	10.8	14.7	13.5	13.4	14.5	13.2	15.8

<sup>31</sup> The total number of notifications, including addenda, corrigenda and revisions (except for TBT and SPS notifications), made under each relevant WTO Agreement is provided in parenthesis.

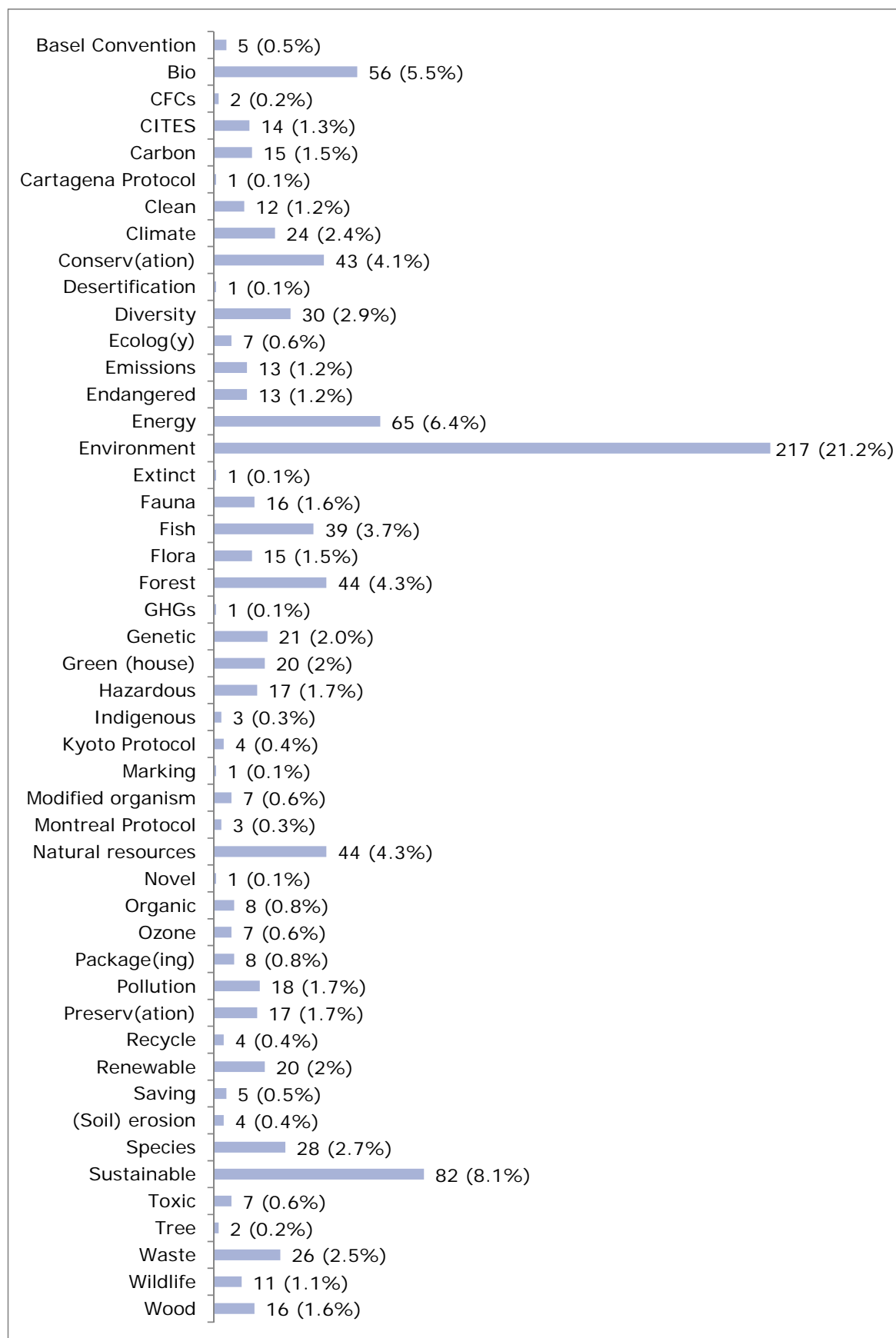
Annex III: Number of Environment-related Notifications and Measures<sup>32</sup> (2011)

<sup>32</sup> The total number of notifications, including addenda, corrigenda and revisions (except for TBT and SPS notifications), made under each relevant WTO Agreement is provided in parenthesis.

## Annex IV: Search Word Frequency in Notifications in 2011



## Annex V: Search Words Frequency in TPRs in 2011



**Annex VI: Abbreviations**

Basel Convention	Basel Convention on the Control of Transboundary Movements of Hazardous Wastes and Their Disposal
Cartagena Protocol	Cartagena Protocol on Biosafety to the Convention on Biological Diversity
CFCs	Chlorofluorocarbons
CITES	Convention on International Trade in Endangered Species of Wild Fauna and Flora
GHG	Greenhouse Gas
HCFCs	Hydro Chloro Fluoro Carbons
IPPC	International Plant Protection Convention
Kyoto Protocol	Kyoto Protocol to the United Nations Framework Convention on Climate Change
MEAs	Multilateral environmental agreements
Montreal Protocol	Montreal Protocol on Substances that Deplete the Ozone Layer
R&D	Research and development
Stockholm Convention	Stockholm Convention on Persistent Organic Pollutants
SPS	Sanitary and phytosanitary
Rotterdam Convention	Rotterdam Convention on the Prior Informed Consent Procedure for Certain Hazardous Chemicals and Pesticides in International Trade
TBT	Technical Barriers to Trade
TPR	Trade Policy Review



## Annex VII: Electronic EDB User's Guide

### A. What information is available in the Electronic EDB?

1. The electronic EDB compiles all environment-related notifications made under the various WTO Agreements and environment-related measures/activities reported in the TPRs in an Excel Workbook.<sup>33</sup> It allows users to search through the EDB environment-related information according to specific criteria, for instance by Member, Agreement, type of measure, product, activity, or environmental objective.
2. The Excel Workbook is divided into two main worksheets: "Notifications", listing all the environment-related notifications; and "TPRs", providing the environment-related information mentioned in TPRs. In addition, a third worksheet entitled "Summary" is included to allow users to retrieve pre-defined summary tables and graphs.

#### A.1. "Notifications" worksheet

3. The "Notifications" worksheet displays the following information:
  - Agreement: the WTO Agreement being notified;
  - Document symbol: the symbol of the notification document (when available);
  - Document link: the Web link to the notification document through WTO Documents Online website (<http://docsonline.wto.org/>);
  - Notifying Member: the Member notifying the environment-related measure;
  - Region group: the region of the notifying Member;
  - Development status: the development status of the notifying Member;
  - Year: the year of notification;
  - Notification pursuant to: the provisions of the relevant Agreement under which the notification is made;
  - Measure description: a description of the measure as indicated in the notification;
  - Type of measure: the type of measure stated in the notification;
  - Subject to the measure: products/activities subject to the notified measure;
  - ICS - HS code: ICS or HS classification of the relevant products (when available);
  - Implementation period: the implementation period or date of the entry into force of the notified measure;
  - Environment-related objective: the environment-related objective of the measure; and
  - Keywords: the environment-related keyword search included in the notification (see Annex II).
4. Three harmonized categories have also been created to facilitate research:
  - Category of environment-related objectives;
  - Category of measures; and
  - Category of products/activities.

#### A.2. "TPRs" worksheet

5. The "TPRs" worksheet displays the following information:
  - Type of TPR: TPR reports prepared by either the Secretariat (S) or the Member (M);
  - Document symbol: the symbol of the TPR document;

---

<sup>33</sup> WT/CTE/EDB/11/Add.1

- Document link: the web link to the TPR document through WTO Documents Online website (<http://docsonline.wto.org/>);
- Document reference: the reference made to the paragraph number "S" of the original TPR document;
- Member: the Member subject to the TPR;
- Region group: the region of the Member;
- Development status: the development status of the Member;
- Year: the year of publication of the TPR;
- Type of information: the type of environment-related information found in the TPR;
- Type of measures or sectors: the measure or sector associated with the environment-related information;
- Relevant information: a description of the environment-related measure, provision or programme; and
- Keywords: the keyword search included in the TPR reports (See Annex II).

### A.3. "Summary" worksheet

6. The "Summary" worksheet provides pre-defined information and graphs on environment-related notifications to each WTO Agreement and measures mentioned in TPRs.

### B. How to use the electronic EDB?

7. The Excel Workbook allows searches through all the variables mentioned above by using the filter function. Users can, by clicking on the right-bottom arrow icon of the heading of the selected variable, either select the information on a drop-down list (see left column of Chart 4.1) or type in the relevant information (see right column of Chart 4.1).

8. Multiple criteria search is also possible, for instance, to search all notifications made by a given country or region/development status group with a specific environment-related objective or a specific type of measure.

9. Retrieving all TBT notifications that contain performance/efficiency specification measures to promote energy conservation and efficiency, can be done as follows:

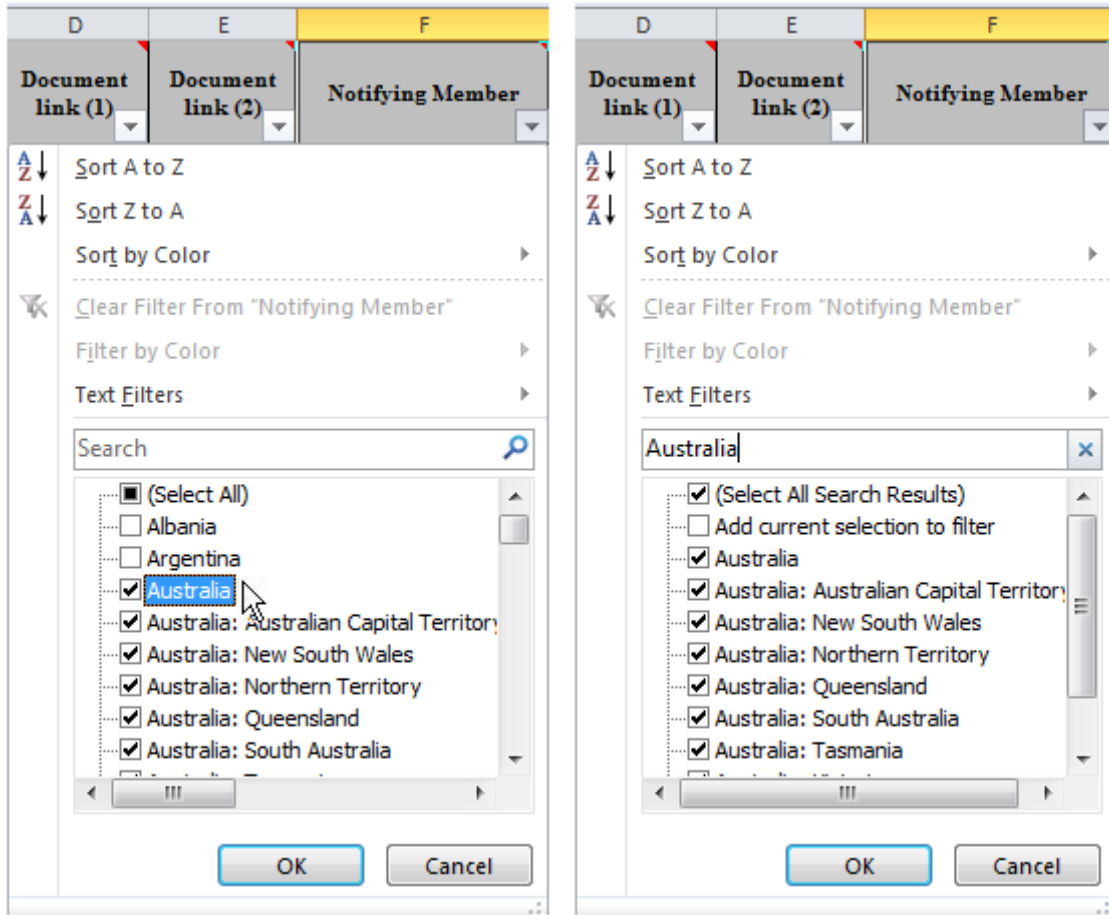
- a. select the "Notifications" spreadsheet;
- b. select the TBT Agreement in the column "Agreement" by clicking on the bottom-right arrow icon and typing "TBT" in the search box;
- c. select the type of measure in the column "Category of type of measure" by clicking on the bottom-right arrow icon of the heading and typing "performance/efficiency specification" in the search box;
- d. select the type of measure in the column "Category of environment-related objective" by clicking on the bottom-right arrow icon of the heading and typing "energy conservation and efficiency" in the search box.

10. After the search, to go back to the full database, it is important to follow the reverse order of the selection:

- a. click on the bottom-right arrow icon of the heading of the variable "Category of environment-related objective" and select the "Select All" box;
- b. click on the bottom-right arrow icon of the heading of the variable "Category of type of measure" and select the "Select All" box; and

- c. click on the bottom-right arrow icon of the heading of the variable "Agreement" and select the "Select All" tick box.

**Chart 4.1 Search function**



11. Once the data is selected through the filter, the user can print the records by hiding the variables of no interest (select the column, right-click and select "hide" option). In addition, the user can apply the scaling option available, through their printer driver, to fit all the selected columns on one page.