



Committee on Trade and Environment

ENVIRONMENTAL DATABASE FOR 2017

NOTE BY THE SECRETARIAT¹

1. The WTO Environmental Database (EDB) is prepared in response to a recommendation in the 1996 Report of the Committee on Trade and Environment (WT/CTE/1) for the Secretariat to compile and update annually all environment-related notifications to the WTO.^{2 3}
2. In recent meetings of the Committee on Trade and Environment (CTE), Members have requested the Secretariat to improve the EDB's dissemination platform and its search functionalities.⁴ Based on these requests, the EDB has been upgraded and a new web-based EDB application has been developed. The new web-based EDB is available through the WTO website: <https://www.wto.org/edb> or through the URL address: <https://edb.wto.org/>.⁵
3. Information in the EDB for 2017 is drawn from the 3,786 notifications submitted by WTO Members and the 17 TPRs circulated in 2017. The full data set for 2017 can be accessed at: https://edb.wto.org/search?field_year%5B%5D=2017&search_api_fulltext=&field_ics_hs_code=&type=notification.
4. This note is a summary report of the underlying data contained in the new EDB web-application. It covers information on: (i) environment-related measures notified under WTO Agreements and notification obligations (Section 1); and (ii) environment-related measures mentioned in Trade Policy Reviews (TPRs) (Section 2).

¹ This document has been prepared under the Secretariat's own responsibility and is without prejudice to the positions of Members or to their rights and obligations under the WTO.

² Previous Environmental Databases have been circulated in the following documents: EDB 1996 in WT/CTE/W/46, EDB 1997 in WT/CTE/W/77, EDB 1998 in WT/CTE/W/118, EDB 1999 in WT/CTE/W/143, EDB 2000 in WT/CTE/W/195, EDB 2001 in WT/CTE/EDB/1, EDB 2002 in WT/CTE/EDB/2, EDB 2003 in WT/CTE/EDB/3, EDB 2004 in WT/CTE/EDB/4, EDB 2005 in WT/CTE/EDB/5, EDB 2006 in WT/CTE/EDB/6, EDB 2007 in WT/CTE/EDB/7, EDB 2008 in WT/CTE/EDB/8, EDB 2009 in WT/CTE/EDB/9 and Add.1, EDB 2010 in WT/CTE/EDB/10 and Add.1, EDB 2011 in WT/CTE/EDB/11 and Add.1, EDB 2012 in WT/CTE/EDB/12 and Add.1, EDB 2013 in WT/CTE/EDB/13 and Add.1, EDB 2014 in WT/CTE/EDB/14 and Add.1, EDB 2015 in WT/CTE/EDB/15 and Add.1, and EDB 2016 in WT/CTE/EDB/16 and Add.1.

³ The list of search words is contained in Annex I to this document. See also the following documents containing information on search words: WT/CTE/W/46, WT/CTE/W/78 and WT/CTE/W/102.

⁴ See statements of WTO Members on the EDB in WT/CTE/M/62, WT/CTE/M/63, WT/CTE/M/64 and WT/CTE/M/65.

⁵ Users are invited to access EDB directly from the web-based application which contains data from 2009 to 2017. More data will be uploaded to the database as and when ready.

TABLE OF CONTENTS

1 WTO NOTIFICATIONS	3
2 INFORMATION CONTAINED IN TRADE POLICY REVIEWS	8
3 ANNEXES.....	14
Annex I - Environment-related Search Words	14
Annex II - Number of Environment-related Notifications (1997 – 2017)	15
Annex III - Number of Environment-related Notifications and Measures (2017)	17
Annex IV - WTO Agreements with the most Environment-related Notifications and Measures	18
Annex V - Search Word Frequency in Notifications in 2017	27
Annex VI - EDB Harmonized Categories	28

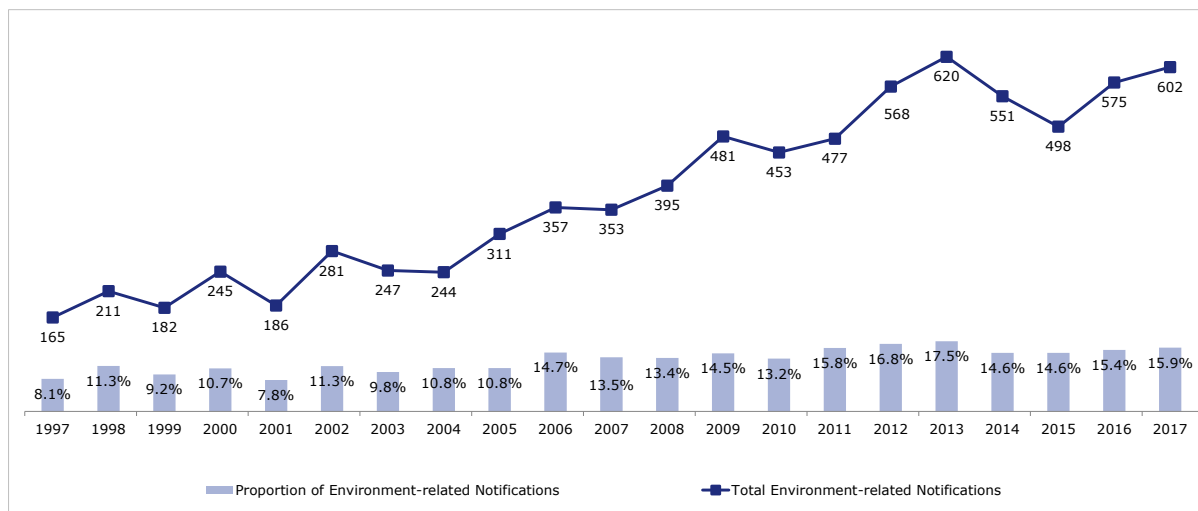
TABLE OF CHARTS

Chart 1.1 - Environment-related Notifications (1997 – 2017).....	3
Chart 1.2 - Environment-related Notifications by Members (2017)	4
Chart 1.3 - Environment-related Notifications by Agreement (2017).....	5
Chart 1.4 - Types of Environment-related Objectives identified in the EDB (2017).....	6
Chart 1.5 - Type of Measures identified in the EDB (2017)	7
Chart 1.6 - Type of Sectors identified in the EDB (2017)	8
Chart 2.1 - Types of Environment-related Measures Mentioned in TPRs (2017)	12
Chart 2.2 - Sectors Covered by Environment-related Entries Mentioned in TPRs (2017)	13
Chart 3.1 - Environment-related Agriculture Notifications and Measures (2009 – 2017)	18
Chart 3.2 - Types of Environment-related Measures in Agriculture Notifications (2017).....	19
Chart 3.3 - Environment-related ILP Notifications (2009 – 2017)	20
Chart 3.4 - Types of Environment-related Measures in ILP Notifications (2017).....	21
Chart 3.5 - Environment-related SPS Notifications and Measures (2009 – 2017).....	22
Chart 3.6 - Types of Environment-related SPS Notifications (2017)	22
Chart 3.7 - Environment-related SCM Notifications and Measures (2009 – 2017)	23
Chart 3.8 - Types of Environment-related Measures in SCM Notifications (2017).....	24
Chart 3.9 - Environment-related TBT Notifications and Measures (2009 – 2017)	25
Chart 3.10 - Types of Environment-related TBT Notifications (2017)	26

1 WTO NOTIFICATIONS

1.1. In 2017, of the 3,786 notifications submitted by WTO Members,⁶ 15.9% or 602 notifications were environment-related. Since 1997, there has been a sustained increase in the number of environment-related notifications to the WTO. The share of environment-related notifications as a percentage of total notifications has also almost doubled over the same time period albeit with year-on-year fluctuations (see Chart 1.1).⁷

Chart 1.1 - Environment-related Notifications (1997 – 2017)

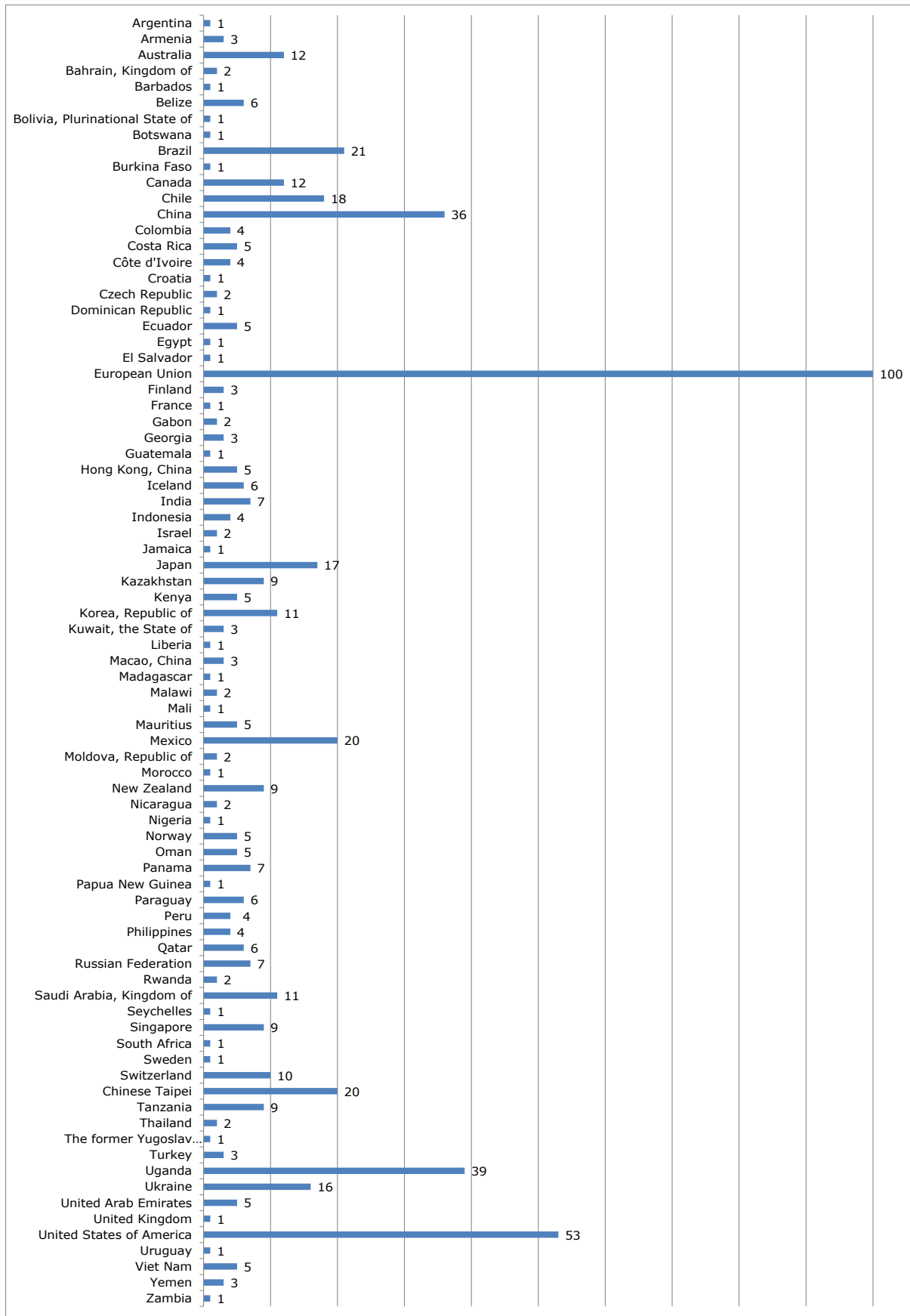


1.2. As shown in Chart 1.2 below, environment-related notifications have been submitted by WTO Members from all regions of the world and at all levels of development. Eighty-one Members submitted notifications of environment-related measures, with the European Union (100 notifications), the United States (53), Uganda (39), China (36) and Brazil (21) notifying the highest number of environment-related notifications in 2017.

⁶ This number includes regular notifications, as well as addenda, corrigenda and revisions, except in the case of TBT and SPS notifications where addenda and corrigenda are not covered.

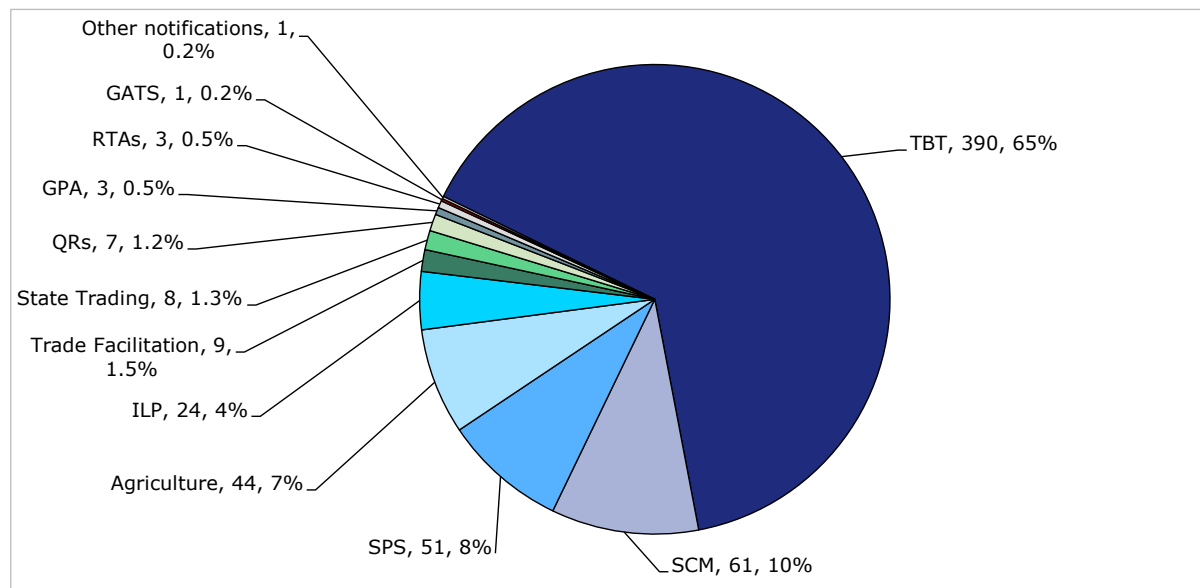
⁷ The drop in total number and share of environment-related notifications in 2014 can be partially explained by a change in methodology regarding environment-related SPS notifications.

Chart 1.2 - Environment-related Notifications by Members (2017)



1.3. Chart 1.3 illustrates the incidence of environment-related notifications across WTO Agreements.⁸ As in previous years, the TBT Agreement has the highest number of environment-related notifications (390 notifications), accounting for 65% of all WTO environment-related notifications in 2017. A number of environment-related measures were also notified under the SCM Agreement (61 notifications), the SPS Agreement (51), the Agreement on Agriculture (44), and the Agreement on Import Licensing Procedures (24). With its entry into force in 2017, for the first time the EDB includes 9 environment-related notifications under the Trade Facilitation Agreement.⁹ Charts on the WTO Agreements with the most environment-related notifications and measures are provided in Annex IV. All charts can also be accessed from the EDB web-application.

Chart 1.3 - Environment-related Notifications by Agreement (2017)



1.4. The environment-related notifications can be broadly grouped into two categories. The first consists of notifications that mention environmental considerations as the principal objective of the notified measure. The second category includes notifications that are not primarily aimed at environmental protection, but contain environment-related elements.

1.5. Furthermore, some notifications are made separately for each and every measure (such as most notifications under the TBT or SPS Agreements) while others cover various or multiple measures in a single notification (such as SCM or agriculture notifications). In the latter case, the various measures are broken down and reported separately in the database.

1.6. There were 1,492 separate environment-related measures included in the EDB in 2017 from the 602 environment-related notifications in 2017. The SCM Agreement reported the highest number with 507 environment-related measures, followed by the TBT Agreement (390), the Agreement on

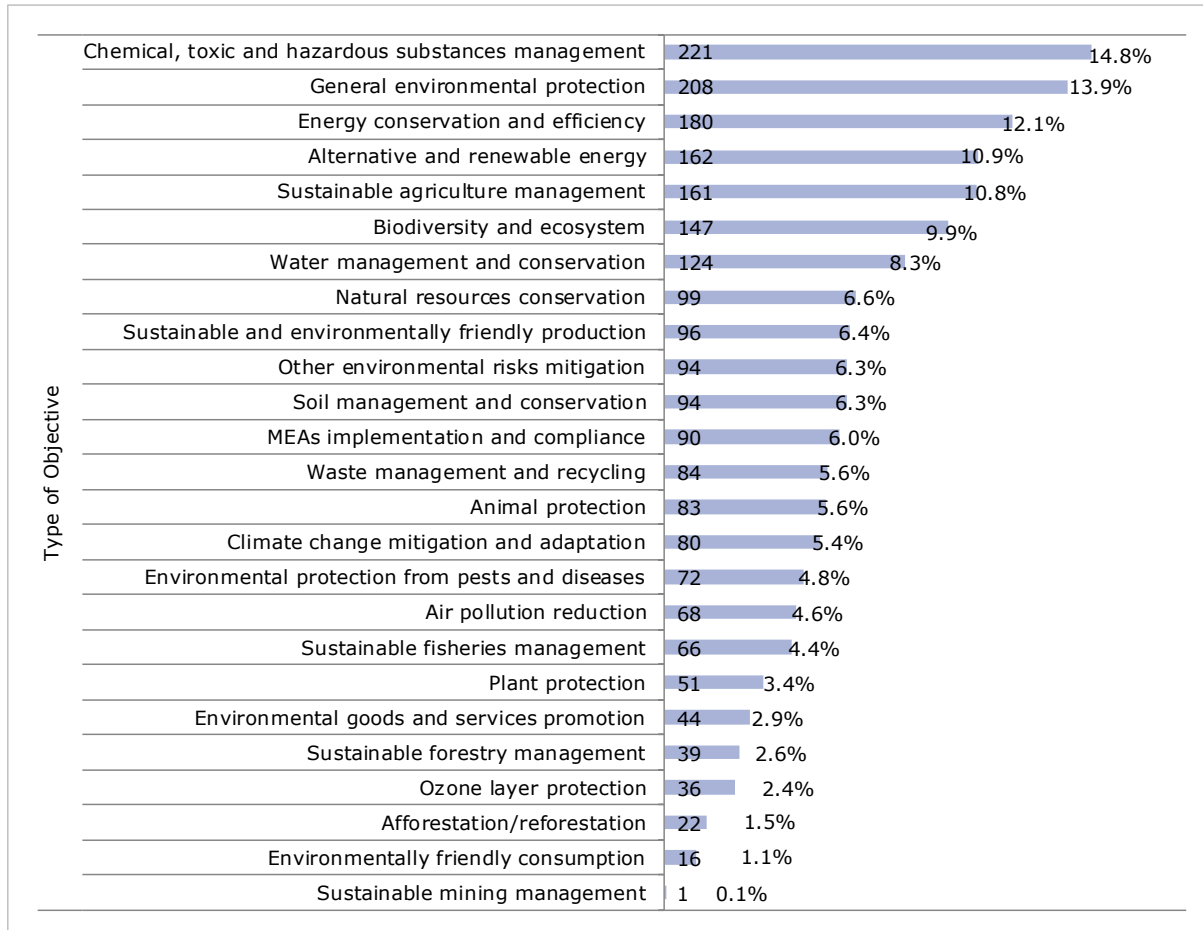
⁸ In 2017, environment-related notifications were identified under the following WTO Agreements: Agreement on Technical Barriers to Trade (TBT); Agreement on the Application of Sanitary and Phytosanitary Measures (SPS); Agreement on Subsidies and Countervailing Measures (SCM); Agreement on Agriculture (AG); Agreement on Import Licensing Procedures (ILP); Understanding on the Interpretation of Article XVII of the GATT 1994 (State Trading Enterprises (STR)); the Understanding on the Interpretation of Article XXIV of the GATT 1994 (Regional Trade Agreements (RTAs)); the General Agreement on Trade in Services (GATS); Decision on Notification Procedures for Quantitative Restrictions (QRs); Agreement on Government Procurement (GPA); the Trade Facilitation Agreement (TFA); and other notifications such as preferential trade arrangements notified to the Committee on Trade and Development (CTD).

⁹ In 2017, no environment-related notifications were submitted under the following WTO Agreements: Agreement on Implementation of Article VI of the GATT 1994 (Anti-dumping (ADP)); Agreement on Safeguards (SG); Agreement on Implementation of Article VII of the GATT 1994 (Customs Valuation (VAL)); Agreement on Trade-Related Aspects of Intellectual Property Rights (TRIPS); Agreement on Trade-Related Investment Measures (TRIMS); the Understanding on the Balance-of-Payments (BOP) Provisions of GATT 1994; Agreement on Pre-shipment Inspection (PSI); Agreement on Rules of Origin (RO); and the Information Technology Agreement (ITA).

Agriculture (359), and the Import Licensing Procedures Agreement with 81 environment-related measures (see Annex III).

1.7. The environment-related measures mentioned in the 2017 notifications addressed a range of environmental objectives (see Chart 1.4), including chemical, toxic and hazardous substances management (14.8%), general environmental protection (13.9%), energy conservation and efficiency (12.1%), alternative and renewable energy (10.9%), and sustainable agriculture management (10.8%).

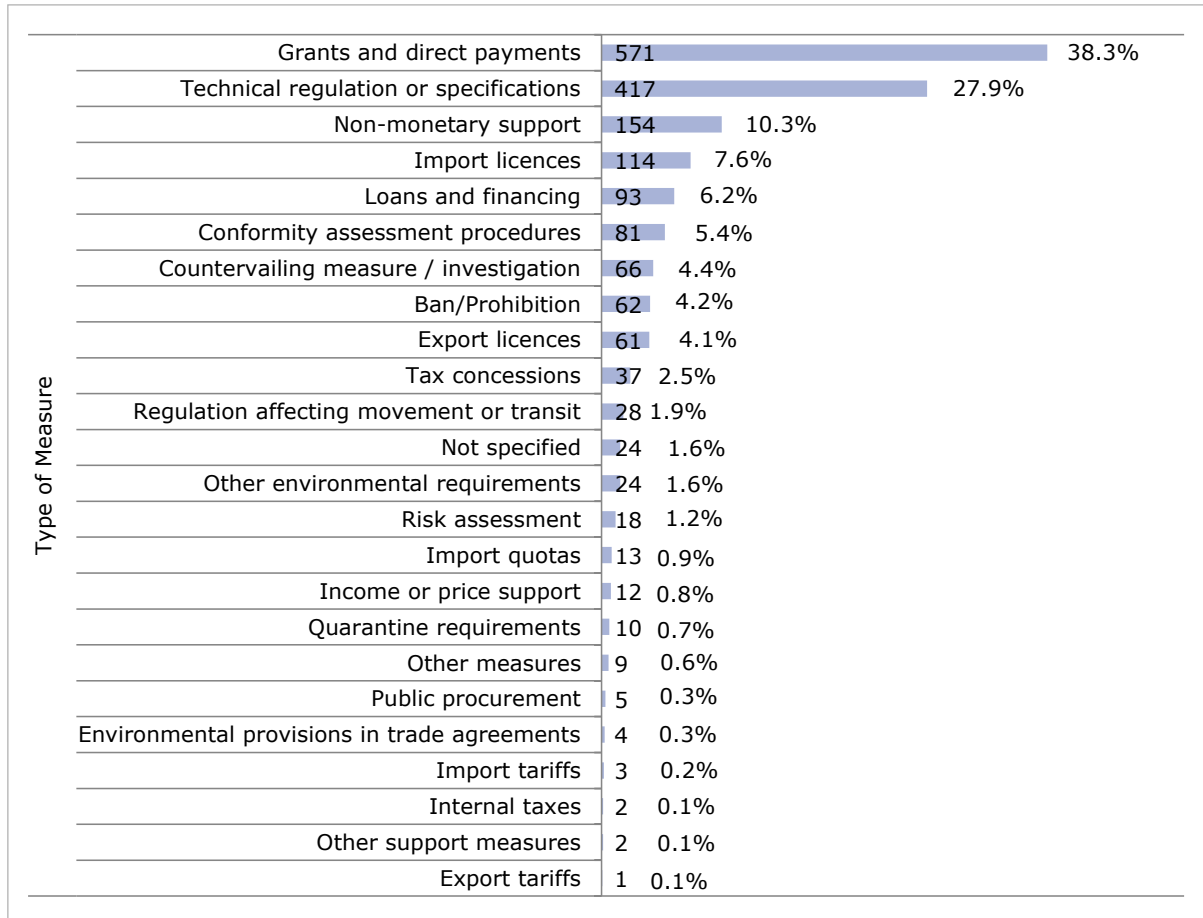
Chart 1.4 - Types of Environment-related Objectives¹⁰ identified in the EDB (2017)¹¹



1.8. In terms of types of measure (see Chart 1.5), grants and direct payments accounted for the largest share of the total measures analysed in the 2017 notifications (38.3%), followed by technical regulation or specifications (27.9%), and non-monetary support, such as training, advisory services or research programmes (10.3%).

¹⁰ See Annex VI for a list of the harmonized categories by types of measures, objectives or sectors.

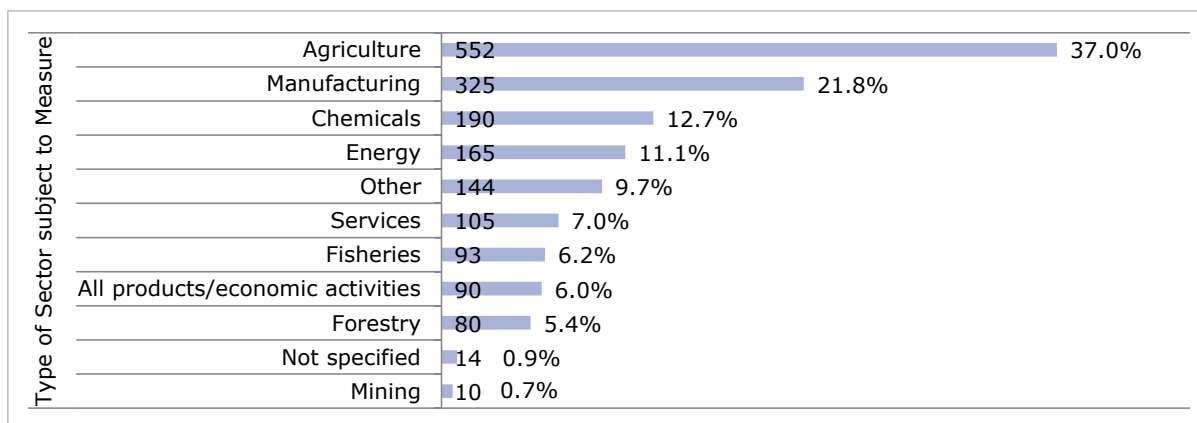
¹¹ Since more than one environmental objective/measure/sector can be mentioned in a notified measure, the total number may exceed 100%.

Chart 1.5 - Type of Measures¹² identified in the EDB (2017)¹³

1.9. In the sectoral analysis (Chart 1.6), the sector that was most frequently associated with environment-related measures was agriculture with 37% of all the identified measures, followed by manufacturing (21.8%), chemicals (12.7%), and energy (11.1%). Sectors such as wildlife or waste are captured under the heading "Other" and accounted for 9.7% of the total measures.

¹² See Annex VI for a list of the harmonized categories by types of measures, objectives or sectors.

¹³ Since more than one environmental objective/measure/sector can be mentioned in a notified measure, the total number may exceed 100%.

Chart 1.6 - Type of Sectors¹⁴ identified in the EDB (2017)¹⁵

1.10. Further infographics, charts and EDB notification data can be accessed from the EDB web-based interface available through the WTO website: <https://www.wto.org/edb>.

2 INFORMATION CONTAINED IN TRADE POLICY REVIEWS

2.1. The EDB covers information on the environment-related policies, measures or programmes contained in the Secretariat and Government Trade Policy Review (TPR) reports. Seventeen TPRs were circulated in 2017, namely (in alphabetical order): Belize; Plurinational State of Bolivia; Brazil; Cambodia; the European Union (EU); The Gambia; Iceland; Jamaica; Japan; Malaysia; Mexico; Mozambique; Nigeria; Paraguay; Sierra Leone; Switzerland and Liechtenstein; and the West African Economic and Monetary Union (WAEMU)¹⁶.

2.2. There were 1,191 entries with references to environment-related policies, measures or sectors in these TPRs.¹⁷ The environment-related TPR entries are reported under the headings: trade policy framework; trade policies and practices by measure; and trade policies by sector. In general, trade policy framework entries include information on government environmental policies, plans, programmes and investment policies. Environment-related trade policies and practices by measure include environmental requirements and quantitative restrictions (QRs) (e.g. technical regulation or specifications, conformity assessment procedures, import/export licences, bans and prohibitions); price and market based measures (e.g. import/export tariffs, import/export quotas, and internal taxes); and support measures (e.g. grants and direct payments, loans and financing, tax concessions, non-monetary support measures, income or price support, and public procurement). The environment-related sectors mentioned in the 2017 TPRs include agriculture, chemicals, energy, fisheries, forestry, manufacturing, mining, and services.

2.3. The TPR of Belize¹⁸ includes 57 environment-related entries. Examples of the policy framework entries in the TPR include: the country's low resilience to the adverse effects of climate change and its priority for investment in environmental goods and services (e.g. light manufacturing of wood products, biofuels, and sustainable energy generation). On environment-related measures, the TPR entries cover, *inter alia*: environmental taxes levied on vehicles with over four cylinders and on fuel products; and import licensing requirements on wild animals and ozone depleting substances (e.g. chlorofluorocarbons (CFC) family and Halon family). In the sectoral analysis, the TPR entries include: sustainable agriculture production in line with the National Agricultural Policy 2015-2030; the Fisheries Resources Bill to manage fisheries and ecosystems, and strengthen the marine reserves; the Environmental Protection Act affecting the exploration and exploitation of minerals and

¹⁴ The harmonized categories "type of measures" and "type of sectors" were updated in EDB 2014. See Annex VI, Section III for a list of the harmonized categories by types of measures, objectives or sectors.

¹⁵ Since more than one environmental objective/measure/sector can be mentioned in a notified measure, the total number may exceed 100%.

¹⁶ WAEMU consists of the following WTO Members: Benin, Burkina Faso, Cote d'Ivoire, Guinea Bissau, Mali, Niger, Senegal, and Togo.

¹⁷ The number of environment-related TPR entries corresponds to the number of times particular environment-related policies, measures or programmes are mentioned in the Secretariat or Government TPR Reports.

¹⁸ WT/TPR/G/353 and WT/TPR/S/353/Rev.1.

petroleum; and the National Sustainable Tourism Master Plan 2030 to develop tourism in a sustainable way.

2.4. The TPR of the Plurinational State of Bolivia¹⁹ includes 53 environment-related entries. Examples of the policy framework entries in the TPR include: Bolivia's Economic and Social Development Plan projecting 10% of estimated public investment funds for the environment and water; and the government's aim to develop high power generation capacity projects based on renewable energy sources (e.g. wind, biomass, geothermal, and solar energy). On environment-related measures, the TPR entries cover, *inter alia*: labelling requirements on foods containing or obtained from genetically modified organisms (GMOs); import licensing requirements for ozone depleting substances; and the non-patentability of inventions that can harm animal or plant life and the environment. In the sectoral analysis, the TPR entries include: Bolivia's support for organic production (e.g. organic quinoa); and the development of the renewable energy industry.

2.5. The TPR of Brazil²⁰ includes 74 environment-related entries. Examples of the policy framework entries in the TPR include: Brazil's commitments to promote sustainable development; and the use of financial instruments taking into account environmental and sustainable development principles. On environment-related measures, the TPR entries cover, *inter alia*: patent requirements regarding the environment and green technologies; and import licensing requirements on endangered species. In the sectoral analysis, the TPR entries include: the country's long-term strategy to increase the production of renewable energy such as biofuels and wind and solar power; and the ratification of the International Maritime Organization conventions related to the prevention of maritime pollution.

2.6. The TPR of Cambodia²¹ includes 54 environment-related entries. Examples of the policy framework entries in the TPR include: the government's focus on environmental impacts when identifying ten priority export sectors under its Trade Integration Strategy; and several plans aimed to transform the agricultural sector in an environmentally sustainable manner. On environment-related measures, the TPR entries cover, *inter alia*: export licensing requirements and quotas on unprocessed rubber, processed wood and non-timber forest products; and profit tax exemption for investments in training that serves the environment. In the sectoral analysis, the TPR entries include: Cambodia's great potential for power production from its abundant renewable resources (e.g. hydro, wind, solar, and agricultural residues); the 2006 Fisheries Law that ensures long-term conservation and sustainable management of fishery resources; and the country's 2011 policy on minerals aimed at supporting improved environmental protection.

2.7. The TPR of the European Union (EU)²² includes 138 environment-related entries. Examples of the policy framework entries in the TPR include: the "EU Climate action – decarbonizing the economy" for implementing measures aimed at reaching the goals set in the Paris Agreement on Climate Change, as well as in the Agenda 2030 for Sustainable Development; the EU's leading role in the Environmental Goods Agreement (EGA) negotiations; and an Action Plan against wildlife trafficking. On environment-related measures, the TPR entries cover, *inter alia*: technical regulation and specifications for smart grids, eco-design, and electric vehicles; import licensing requirements pursuant to MEAs/environmental international agreements (e.g. CITES, Montreal Protocol, Basel Convention, Kimberley Process); and state aid for environmental protection including energy saving. In the sectoral analysis, the TPR entries mention, *inter alia*: the agriculture sector's focus on restoring, preserving and enhancing biodiversity, supporting resource efficiency and the shift towards a low carbon and climate resilient economy; and the EU's cooperation with third countries and international organizations to fight illegal, unreported, and unregulated (IUU) fishing worldwide.

2.8. The TPR of The Gambia²³ includes 28 environment-related entries. Examples of the policy framework entries in the TPR cover: The Gambia's Investment and Export Promotion Agency Act 2015, which takes into account the natural environment when promoting foreign investment. On environment-related measures, the TPR entries cover, *inter alia*: import permit requirements on game animal traps, used motor vehicles, and live fish; and the community forestry programme aimed at the protection, development and sustainable use of forest resources. In the sectoral analysis, the TPR entries include: programmes on sustainable farm development and the

¹⁹ WT/TPR/G/363 and WT/TPR/S/363.

²⁰ WT/TPR/G/358 and WT/TPR/S/358/Rev.1.

²¹ WT/TPR/G/364 and WT/TPR/S/364.

²² WT/TPR/G/357 and WT/TPR/S/357/Rev.1.

²³ WT/TPR/G/365 and WT/TPR/S/365.

improvement of agricultural land and water management; and the development of eco-tourism based on the country's variety of wildlife and ecosystems, including abundant birdlife and natural reserves.

2.9. The TPR of Iceland²⁴ includes 55 environment-related entries. Examples of the policy framework entries in the TPR include: Iceland's objective to participate in discussions on agreements to protect against uncontrolled fishing in the North Sea and protect biodiversity beyond national jurisdictions; and its involvement in the Trade in Services Agreement (TISA) negotiations, which cover commitments on environmental services. On environment-related measures, the TPR entries cover, *inter alia*: public procurement of clean and energy-efficient vehicles; carbon tax on all liquid fuels and liquid petroleum gas; and recycling fee applied to various packaging materials and waste with a special exemption in case of appropriate collection and disposal of electric and electronic waste. In the sectoral analysis, the TPR entries mention, *inter alia*: Iceland as the world's largest green energy producer per capita with the highest share of renewable energy (mainly from hydro and geothermal sources); and initiatives to enhance environment-awareness in the tourism sector.

2.10. The TPR of Jamaica²⁵ includes 43 environment-related entries. Examples of the policy framework entries in the TPR include: Jamaica's national development plan, Vision 2030 Jamaica, which is aligned to the Sustainable Development Goals (SDGs); and the government's efforts to lower generation costs by encouraging renewable energy. On environment-related measures, the TPR entries cover, *inter alia*: export licensing requirement on certain items including live animals and plants subject to the CITES; the Environmental Protection Levy applied to the sale of all manufactured goods; and labelling requirement on products and equipment containing ozone depleting substances. In the sectoral analysis, the TPR entries include: the National Mineral Policy establishing the framework for sustainability within the mining sector; and the adoption of the Ballast Water Management Convention Bill 2017 for the regulation and management of ships' ballast water discharge.

2.11. The TPR of Japan²⁶ includes 39 environment-related entries. Examples of the policy framework entries in the TPR include Japan's active engagement in the EGA negotiations and the inclusion of green technology vehicles in the country's negotiations on motor vehicle trade. On environment-related measures, the TPR entries cover, *inter alia*: import quotas on certain ozone depleting substances in compliance with the Montreal Protocol; Japan Agricultural Standards for organic plants and organic processed food; and energy consumption efficiency measurement standards for freezing/refrigerating showcases. In the sectoral analysis, the TPR entries include: permit systems aimed at restoring inland water fishery resources (e.g. Japanese eel); and the government's target of increasing the share of renewable energy (e.g. solar, biomass, geothermal, and hydro energy) in the energy mix.

2.12. The TPR of Malaysia²⁷ includes 83 environment-related entries. Examples of the policy framework entries in the TPR cover: National Policy on Biological Diversity 2016-2025 for the management and conservation of biodiversity; and the 11th Malaysia Plan pursuing green growth for sustainability and resilience. On environment-related measures, the TPR entries cover, *inter alia*: import licensing requirements on toxic and hazardous waste substances covered under the Rotterdam Convention, and endangered species in accordance with the CITES; tax incentives given to companies engaged in environmental management; and soft loans granted to boost the production and use of green technology. In the sectoral analysis, the TPR entries include: the focus on primary sectors, especially on sustainable production and processing in the palm oil industry, Malaysia's efforts to improve sustainable management of fisheries, and emphasis on energy efficiency and the development of renewable energy sources.

2.13. The TPR of Mexico²⁸ includes 68 environment-related entries. Examples of the policy framework entries in the TPR include: the establishment of the National Advisory Committee on Agri-food Standardization, which addresses, *inter alia*, organic farming and biosafety of GMOs; and Mexico seeking to achieve sustainable development with its trade agreement with the EU. On environment-related measures, the TPR entries cover, *inter alia*: green taxes on fossil fuels,

²⁴ WT/TPR/G/361 and WT/TPR/S/361.

²⁵ WT/TPR/G/359/Rev.1 and WT/TPR/S/359/Rev.1.

²⁶ WT/TPR/G/351 and WT/TPR/S/351/Rev.1.

²⁷ WT/TPR/G/366 and WT/TPR/S/366.

²⁸ WT/TPR/G/352/Rev.1 and WT/TPR/S/352/Rev.1.

pesticides, herbicides, and fungicides to reduce polluting emissions; and risk assessment and permit requirements on import of GMOs for experimental release into the environment. In the sectoral analysis, the TPR entries involve: the agriculture sector to promote sustainable use of water; and the gradual replacement of conventional fuels by more environmentally friendly sources such as natural gas and clean and renewable energies.

2.14. The TPR of Mozambique²⁹ includes 45 environment-related entries. Examples of the policy framework entries in the TPR include Mozambique's Five Year Plan for the period 2015-2019, which prioritizes sustainable management of natural resources and the environment. On environment-related measures, the TPR entries cover, *inter alia*: export taxes levied on raw and processed timber to protect the environment; and inspection and certification requirements on imports and exports of plants to prevent and control pest propagation in the country. In the sectoral analysis, the TPR entries include: investment in tourism mainly focused on biodiversity and nature conservation; the country's abundant renewable energy resources (e.g. hydroelectric power, biomass, wind and sun); and Mozambique's Industrial Policy and Strategy prioritizing the collection and recycling of industrial waste.

2.15. The TPR of Nigeria³⁰ includes 34 environment-related entries. Examples of the policy framework entries in the TPR include the government's priority to promote sustainable development that protects the environment from unsustainable practices. On environment-related measures, the TPR entries cover, *inter alia*: the environment impact assessment requirement for the investor's application process; and the permit for confined field trials of genetically modified maize. In the sectoral analysis, the TPR entries include: Nigeria's objective to employ sound forest management principles and practices; and the use of renewable energy (solar, wind, and small and medium hydro) to achieve the country's target to provide 75% of the population with access to electricity by 2020.

2.16. The TPR of Paraguay³¹ includes 75 environment-related entries. Examples of the policy framework entries in the TPR include: National Development Plan Paraguay 2030, which aims to achieve environmentally friendly growth; and Paraguay's active participation in the discussions of the Paris Agreement on Climate Change. On environment-related measures, the TPR entries cover, *inter alia*: tax incentives for imports of electric and hybrid vehicles; registration and import licensing requirements for plastic and biodegradable bags; and the non-patentability of inventions whose commercial exploitation must be prevented in order to protect animal or plant life or health and the environment. In the sectoral analysis, the TPR entries include: the promotion of reforestation and sustainable forestry development; and Paraguay's plan to increase renewable energy and reduce fossil fuel consumption by 2030.

2.17. The TPR of Sierra Leone³² includes 53 environment-related entries. The policy framework entries in the TPR include: Sierra Leone's desire to be responsible and efficient in natural resource exploitation. On environment-related measures, the TPR entries cover: duty-free imports of qualified photovoltaic system equipment and energy efficient appliances; and the technical regulation for environmental management systems. In the sectoral analysis, the TPR entries include: the country's efforts to reduce IUU fishing; the promotion of eco-tourism; training and fair-trade certification opportunities given to support organic cocoa farming; and sustainable management of forest resources and biodiversity conservation.

2.18. The TPR of Switzerland and Liechtenstein³³ includes 96 environment-related entries. Examples of the policy framework entries in the TPR include: the Swiss government's Growth Agenda, which promotes sustainability and an efficient use of natural resources; and both countries' engagement in the EGA negotiations. On environment-related measures, the TPR entries cover, *inter alia*: the CO₂ tax on fossil fuels; tax rebates accorded to biofuels (e.g. biogas, bioethanol, biodiesel, vegetable and animal oils); and indemnities and financial assistance provided for forests and the conservation of biodiversity. In the sectoral analysis, the TPR entries of both countries mention, *inter alia*, sustainable agricultural production and the promotion of renewable energy.

²⁹ WT/TPR/G/354 and WT/TPR/S/354/Rev.1.

³⁰ WT/TPR/G/356/Rev.1 and WT/TPR/S/356/Rev.1.

³¹ WT/TPR/G/360 and WT/TPR/S/360/Rev.1.

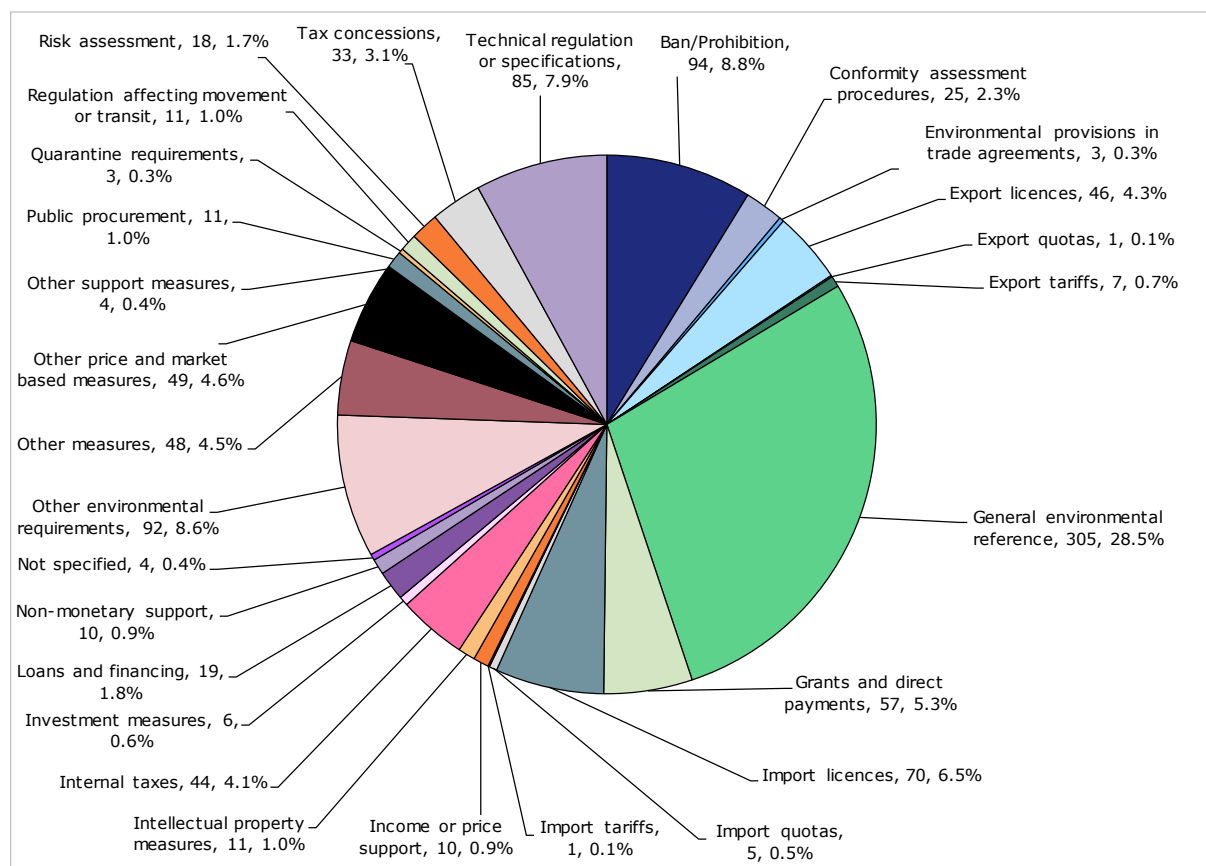
³² WT/TPR/G/303/Rev.2 and WT/TPR/S/303/Rev.2.

³³ WT/TPR/G/355 and WT/TPR/S/355/Rev.1.

2.19. The West African Economic and Monetary Union (WAEMU) comprises of the following WTO Members: Benin, Burkina Faso, Cote d'Ivoire, Guinea Bissau, Mali, Niger, Senegal, and Togo. The TPR of the WAEMU³⁴ has 43 environment-related entries.³⁵ Examples of the policy framework entries in the TPR include: the WAEMU members' national development plans for sustainable development; and Mali's Strategic Framework for Economic Recovery and Sustainable Development that incorporates climate change in the formulation, implementation, and monitoring of public policies. On environment-related measures, the TPR entries cover, *inter alia*: VAT exemptions on solar equipment; and regulations on preventing bio-technological risks that apply to any use, trade in, transit and handling of modified live organisms and/or their by-products which might have a negative impact on the environment. In the sectoral analysis, the TPR entries include: the Fisheries and Aquaculture Development Programme, which supports fisheries monitoring, control, and surveillance services of the five coastal countries aimed at combating IUU fishing; and the Regional Sustainable Energy Initiative to improve energy efficiency.

2.20. To illustrate the range of TPR entries, Chart 2.1 below provides a detailed breakdown of the types of environment-related measures reported in the TPRs. Apart from general environmental references, the environment-related measures most frequently mentioned in the TPRs of 2017 include ban/prohibition (8.8%), other environmental requirements (8.6%), technical regulation or specifications (7.9%), import licences (6.5%), and grants and direct payments (5.3%).

Chart 2.1 - Types of Environment-related Measures Mentioned in TPRs (2017)

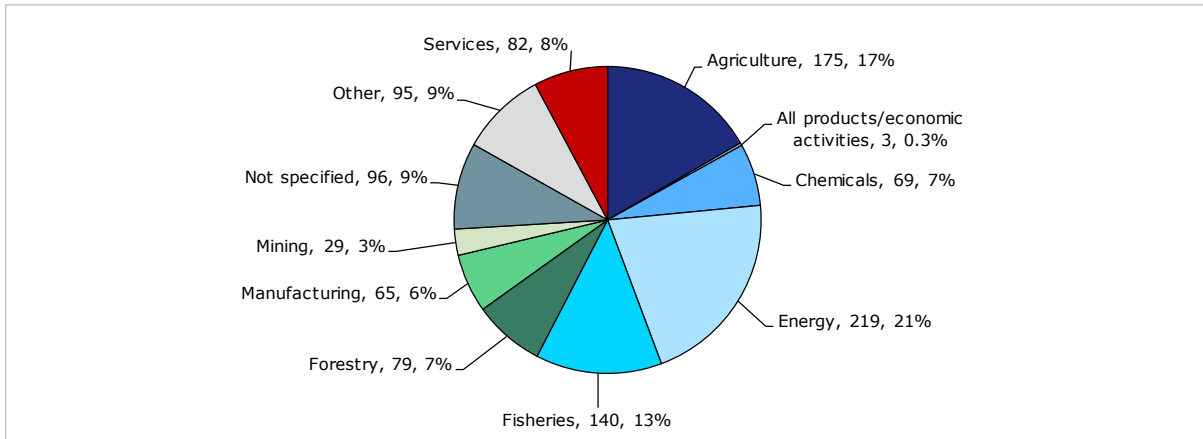


2.21. Regarding environment-related trade policies by sector, the most frequently mentioned sectors in the TPRs were energy (21%), followed by agriculture (17%) and fisheries (13%) (see Chart 2.2).

³⁴ WT/TPR/G/362 and WT/TPR/S/362.

³⁵ This number does not include the environment-related entries identified in the country-specific annexes to the TPR of the WAEMU. Information from the country-specific annexes can be accessed directly from the EDB web-application (www.wto.org/edb).

Chart 2.2 - Sectors Covered by Environment-related Entries Mentioned in TPRs (2017)



2.22. The information provided above is only illustrative to highlight the wide range and depth of data available in the EDB. Further infographics, charts and EDB TPR data can be accessed from the EDB web-based interface available through the WTO website: <https://www.wto.org/edb>.



3 ANNEXES

Annex I - Environment-related Search Words¹

Basel Convention	HCFCs
Bio	Indigenous
Carbon	Kyoto Protocol
Cartagena	Modified organism
CFCs	Marking
CITES	Montreal Protocol
Clean	Natural resources
Climate	Novel
Conserv(ation)	Organic
Desertification	Ozone
Diversity	Package(ing)
Eco-label	Pollution
Ecology	Preservation
Emissions	Preserve
Endangered	Recycle
Energy	Renewable
Environment	Saving
Extinct	(Soil) erosion
Fauna	Species
Fish	Sustainable
Flora	Toxic
Forest	Tree
Genetic	Waste
GHGs	Wildlife
Green (house)	Wood
Hazardous	

¹ See also the following documents containing information on search words: WT/CTE/W/46, WT/CTE/W/78 and WT/CTE/W/102.

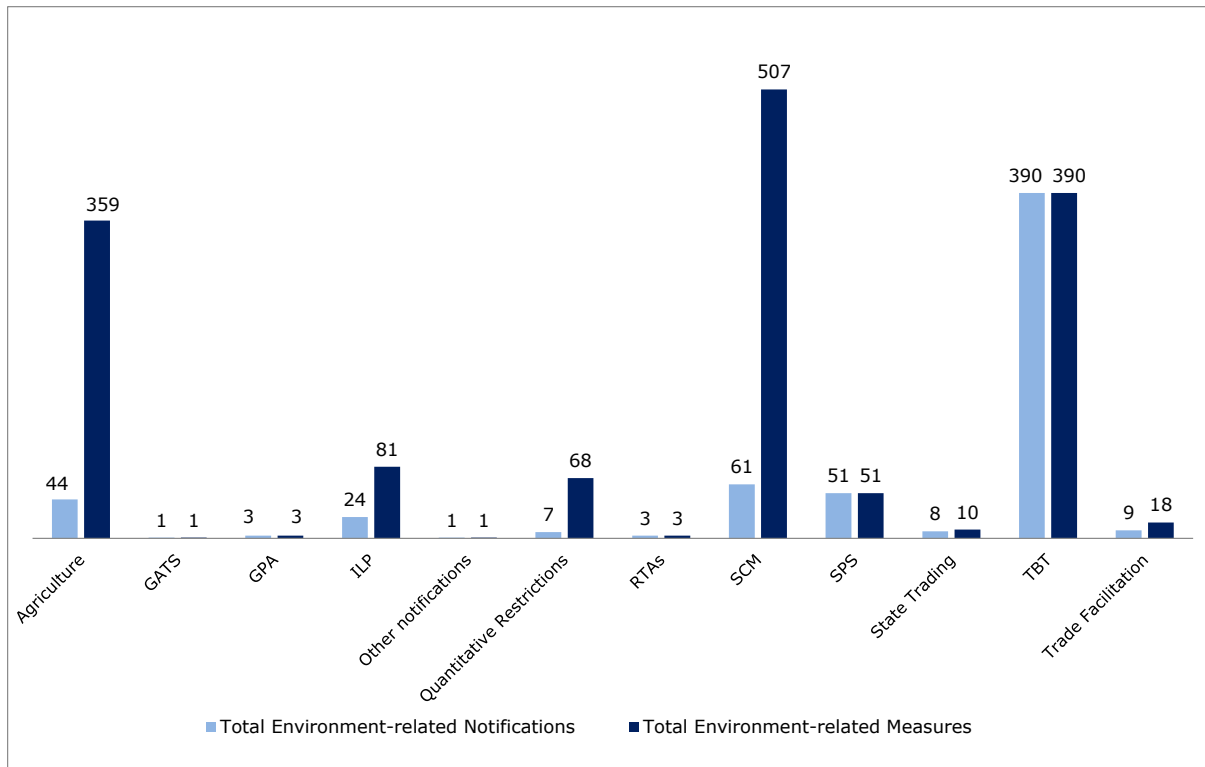
Annex II - Number of Environment-related Notifications¹ (1997 – 2017)

WTO Agreements	1997	1998	1999	2000	2001	2002	2003	2004	2005	2006	2007	2008
TBT	89 (795)	98 (648)	83 (671)	97 (610)	67 (539)	114 (582)	100 (794)	107 (638)	121 (771)	155 (874)	168 (1032)	238 (1265)
SPS	8 (286)	21 (296)	12 (402)	26 (402)	25 (621)	47 (610)	50 (687)	57 (612)	105 (1298)	140 (901)	98 (849)	84 (889)
SCM	16 (136)	32 (133)	27 (126)	38 (160)	24 (159)	31 (177)	34 (171)	13 (122)	27 (168)	8 (97)	33 (164)	5 (99)
Agriculture	20 (237)	22 (216)	27 (195)	40 (228)	40 (242)	32 (197)	34 (173)	29 (157)	25 (148)	24 (126)	32 (119)	24 (137)
Anti-Dumping	4 (109)	1 (133)	3 (133)	0 (127)	0 (134)	1 (166)	2 (155)	3 (134)	0 (127)	0 (112)	0 (118)	0 (134)
ILP	13 (51)	20 (63)	10 (68)	21 (77)	7 (55)	13 (96)	16 (57)	12 (40)	20 (45)	19 (62)	13 (65)	20 (51)
Safeguards	0 (42)	1 (47)	0 (99)	1 (110)	1 (137)	1 (170)	1 (147)	3 (75)	1 (80)	0 (86)	0 (59)	0 (73)
Customs Valuation	0 (9)	1 (14)	1 (15)	3 (36)	1 (41)	1 (41)	0 (11)	0 (17)	1 (13)	0 (1)	0 (9)	0 (12)
State Trading	0 (37)	2 (36)	0 (50)	0 (50)	1 (56)	5 (58)	3 (38)	0 (43)	1 (12)	1 (37)	0 (20)	1 (24)
RTAs	6 (55)	8 (74)	14 (75)	8 (56)	10 (64)	0 (41)	0 (56)	0 (70)	0 (63)	0 (30)	0 (25)	4 (37)
TRIPS	0 (172)	1 (106)	3 (69)	5 (333)	6 (236)	16 (225)	5 (147)	7 (251)	2 (59)	2 (38)	3 (72)	7 (139)
GATS	0 (24)	1 (25)	0 (21)	0 (25)	0 (46)	7 (43)	0 (41)	4 (52)	1 (53)	1 (29)	0 (41)	0 (49)
QRs	5 (15)	3 (11)	2 (13)	5 (18)	2 (10)	4 (14)	2 (8)	7 (10)	1 (6)	2 (8)	3 (6)	4 (12)
TRIMs	0 (18)	0 (22)	0 (12)	0 (10)	0 (2)	0 (29)	0 (13)	0 (12)	0 (14)	0 (14)	0 (13)	0 (9)
BoP Provisions	1 (23)	0 (11)	0 (7)	0 (9)	0 (7)	0 (4)	0 (0)	0 (1)	0 (1)	0 (0)	0 (1)	0 (0)
Preshipment Inspection	0 (2)	0 (1)	0 (1)	0 (0)	0 (1)	0 (0)	0 (0)	0 (1)	0 (0)	0 (0)	0 (0)	0 (1)
Rules of Origin	0 (4)	0 (6)	0 (3)	0 (4)	0 (6)	0 (4)	0 (4)	0 (3)	0 (2)	0 (1)	0 (7)	0 (4)
GPA	2 (7)	0 (14)	0 (9)	0 (19)	2 (14)	9 (21)	0 (8)	1 (11)	5 (11)	4 (10)	3 (8)	8 (14)
ITA	0 (0)	0 (0)	0 (0)	0 (0)	0 (0)	0 (0)	0 (0)	0 (0)	0 (0)	0 (0)	0 (0)	0 (0)
Trade Facilitation	0 (0)	0 (0)	0 (0)	0 (0)	0 (0)	0 (0)	0 (0)	0 (0)	0 (0)	0 (0)	0 (0)	0 (0)
Other notifications	1 (5)	0 (5)	0 (3)	1 (8)	0 (6)	0 (4)	0 (3)	1 (7)	1 (3)	1 (2)	0 (5)	0 (8)
Total environment-related notifications	165 (2027)	211 (1861)	182 (1972)	245 (2282)	186 (2376)	281 (2482)	247 (2513)	244 (2256)	311 (2874)	357 (2428)	353 (2613)	395 (2957)
Share of environment-related notifications	8.14%	11.3%	9.2%	10.7%	7.8%	11.3%	9.8%	10.8%	10.8%	14.7%	13.5%	13.4%

¹ Figures in parenthesis represent the total number of notifications submitted by Members under each relevant WTO Agreement. This number includes regular notifications as well as addenda, corrigenda and revisions, except in the case of TBT and SPS notifications, where addenda, corrigenda and revisions are not covered.

WTO Agreements	2009	2010	2011	2012	2013	2014	2015	2016	2017
TBT	274 (1490)	270 (1413)	268 (1216)	353 (1551)	384 (1605)	358 (1558)	305 (1305)	377 (1686)	390 (1827)
SPS	81 (737)	83 (1051)	76 (1007)	91 (856)	107 (929)	44 (1169)	47 (1283)	62 (1037)	51 (1110)
SCM	40 (181)	8 (117)	47 (140)	17 (108)	48 (158)	29 (110)	51 (130)	31 (127)	61 (132)
Agriculture	36 (210)	49 (195)	44 (182)	45 (203)	34 (135)	42 (210)	32 (148)	43 (208)	44 (202)
Anti-Dumping	0 (157)	0 (164)	0 (127)	0 (133)	0 (122)	2 (120)	0 (114)	0 (143)	0 (107)
ILP	23 (82)	21 (72)	23 (78)	30 (85)	23 (96)	38 (99)	33 (74)	39 (96)	24 (54)
Safeguards	0 (171)	0 (106)	2 (64)	2 (89)	2 (112)	2 (110)	4 (79)	0 (89)	0 (61)
Customs Valuation	0 (6)	0 (4)	0 (4)	3 (13)	2 (13)	2 (23)	2 (9)	0 (4)	0 (6)
State Trading	0 (29)	4 (77)	0 (8)	4 (39)	0 (17)	2 (51)	1 (14)	2 (41)	8 (30)
RTAs	4 (30)	4 (26)	3 (33)	2 (37)	2 (40)	4 (19)	3 (12)	3 (18)	3 (16)
TRIPS	2 (84)	8 (97)	9 (66)	4 (139)	9 (209)	5 (96)	1 (67)	1 (142)	0 (80)
GATS	0 (68)	2 (45)	1 (38)	3 (66)	1 (48)	3 (75)	7 (64)	1 (21)	1 (25)
QRs	2 (8)	1 (6)	2 (8)	13 (14)	5 (10)	15 (22)	8 (11)	12 (16)	7 (10)
TRIMs	0 (21)	0 (18)	0 (4)	0 (4)	0 (6)	0 (6)	0 (5)	1 (4)	0 (2)
BoP Provisions	0 (9)	0 (6)	0 (0)	0 (0)	0 (0)	0 (0)	0 (5)	1 (4)	0 (1)
Preshipment Inspection	0 (0)	0 (2)	0 (2)	0 (4)	0 (3)	0 (2)	0 (2)	0 (1)	0 (2)
Rules of Origin	0 (5)	0 (4)	0 (8)	0 (14)	0 (22)	0 (17)	0 (13)	0 (17)	0 (13)
GPA	18 (29)	3 (32)	2 (16)	1 (13)	2 (15)	5 (27)	4 (40)	2 (66)	3 (46)
ITA	0 (0)	0 (0)	0 (0)	0 (0)	0 (0)	0 (0)	0 (0)	0 (0)	0 (0)
Trade Facilitation	0 (0)	0 (0)	0 (0)	0 (0)	0 (0)	0 (55)	0 (26)	0 (17)	9 (57)
Other notifications	1 (4)	0 (6)	0 (9)	0 (6)	1 (5)	0 (4)	0 (7)	0 (7)	1 (5)
Total environment-related notifications	481 (3321)	453 (3441)	477 (3010)	568 (3374)	620 (3545)	551 (3773)	498 (3408)	575 (3744)	602 (3786)
Share of environment-related notifications	14.5%	13.2%	15.8%	16.8%	17.5%	14.6%	14.6%	15.4%	15.9%

Annex III - Number of Environment-related Notifications and Measures¹ (2017)



¹ Notifications may contain more than one measure.

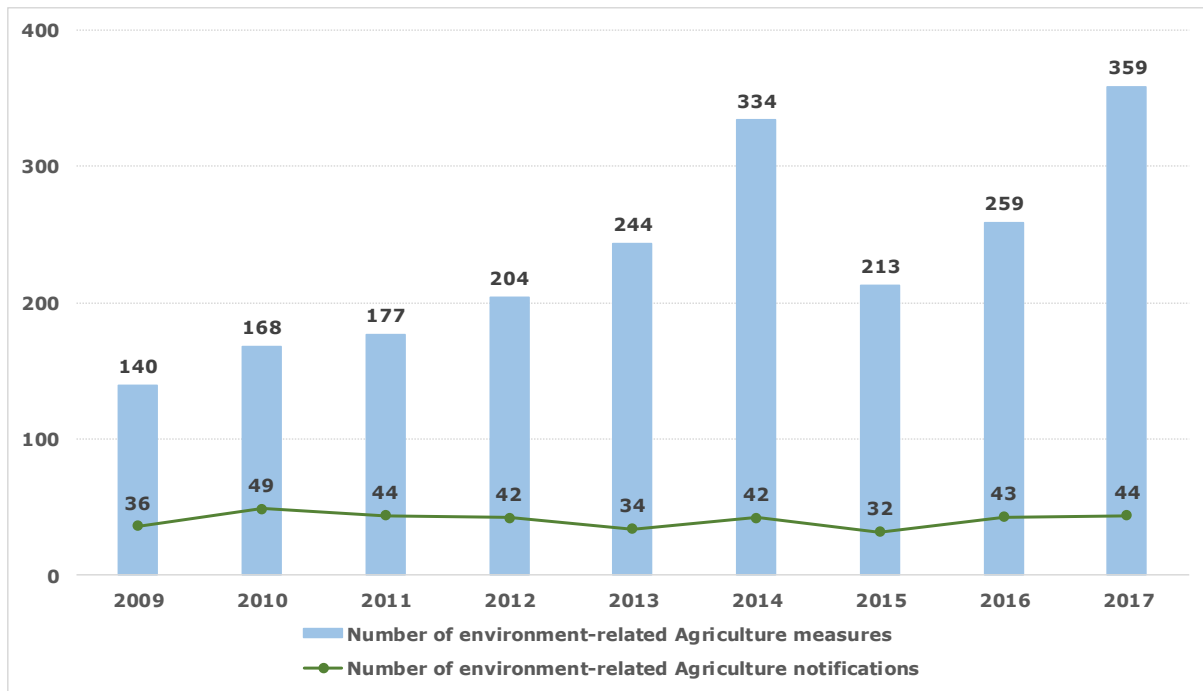
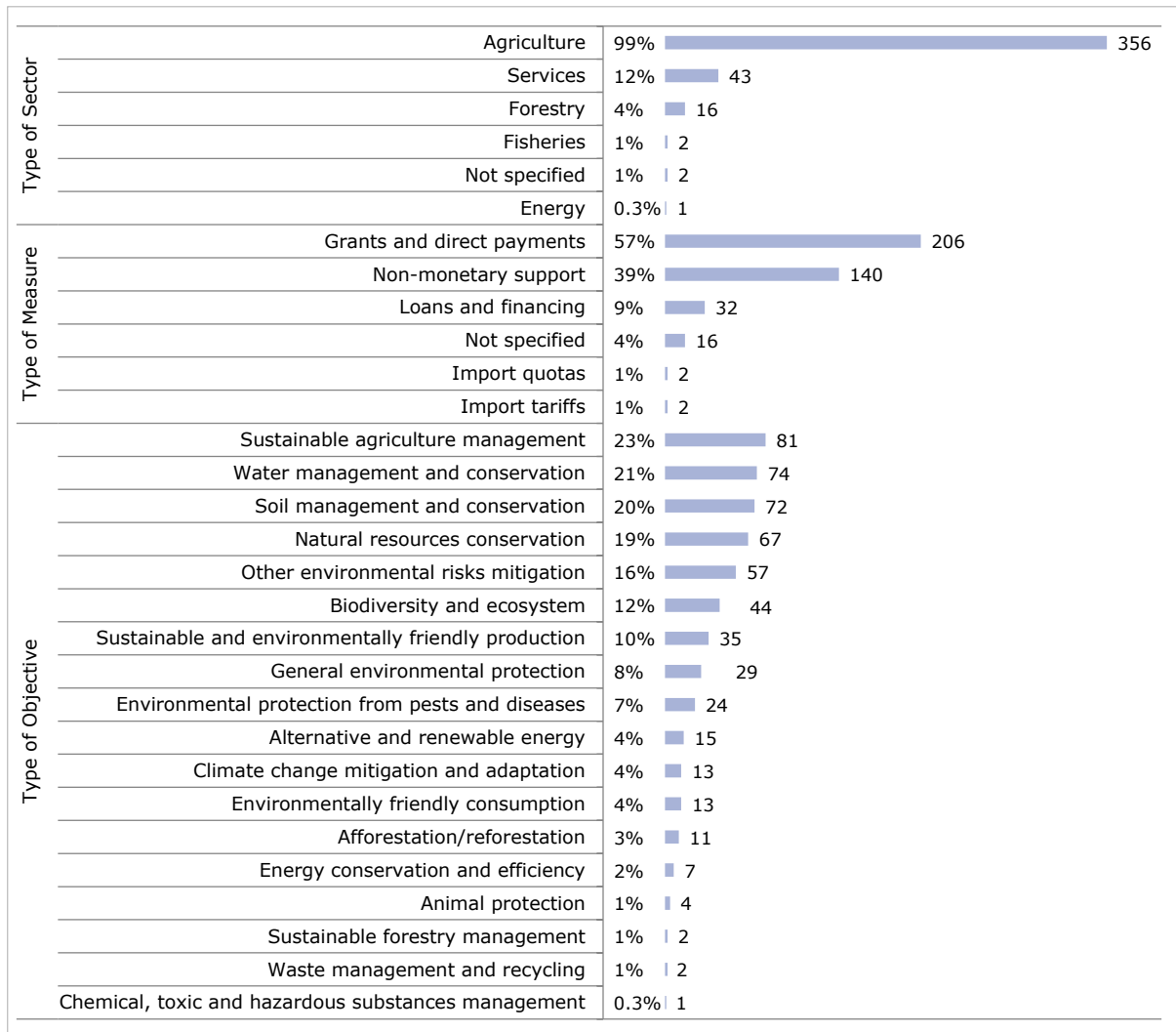
Annex IV - WTO Agreements with the most Environment-related Notifications and Measures**1. Agreement on Agriculture****Chart 3.1 - Environment-related Agriculture Notifications and Measures (2009 – 2017)**

Chart 3.2 - Types of Environment-related Measures in Agriculture Notifications (2017)¹



¹ Since more than one activity/measure/objective can be mentioned in a notified measure, the total number may exceed 100%. See also the EDB web application for the full breakdown by sector, measure or objective.

2. Agreement on Import Licensing Procedures

Chart 3.3 - Environment-related ILP Notifications (2009 – 2017)

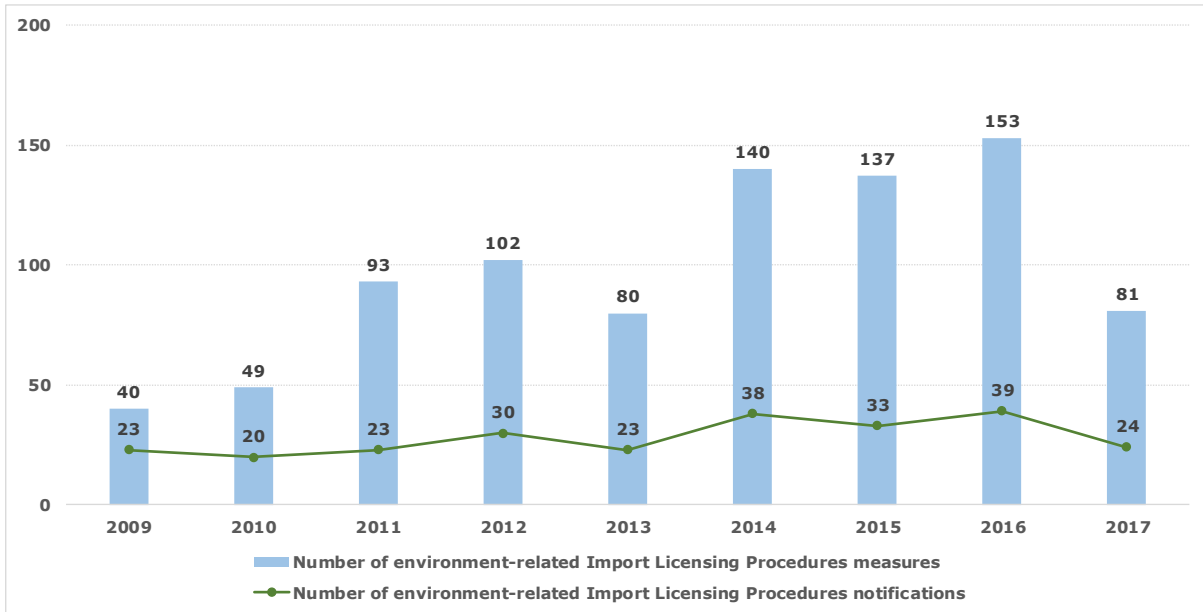
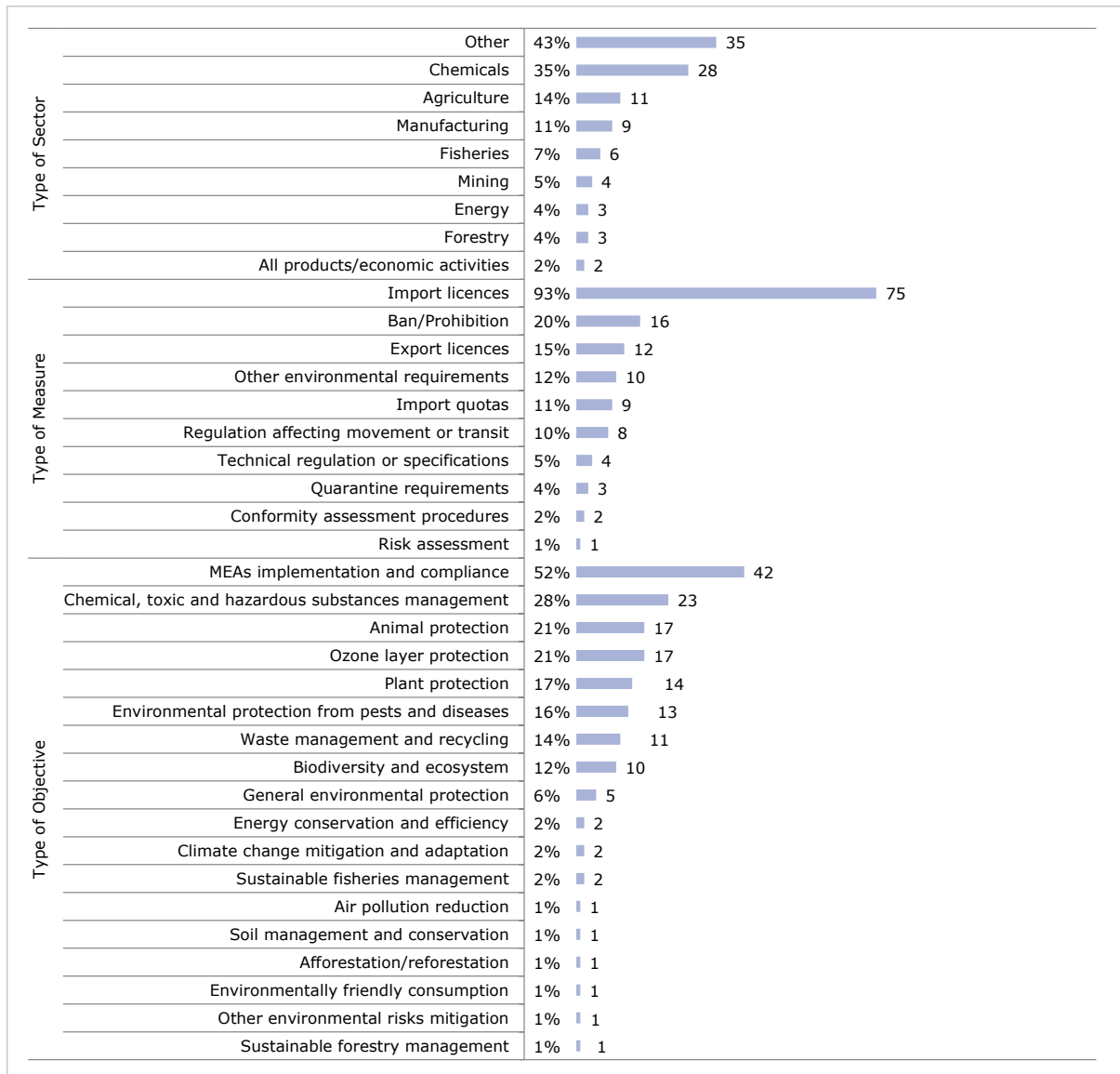


Chart 3.4 - Types of Environment-related Measures in ILP Notifications (2017)²



² Since more than one activity/measure/objective can be mentioned in a notified measure, the total number may exceed 100%. See also the EDB web application for the full breakdown by sector, measure or objective.

3. Agreement on the Application of Sanitary and Phytosanitary Measures (SPS)

Chart 3.5 - Environment-related SPS Notifications and Measures (2009 – 2017)

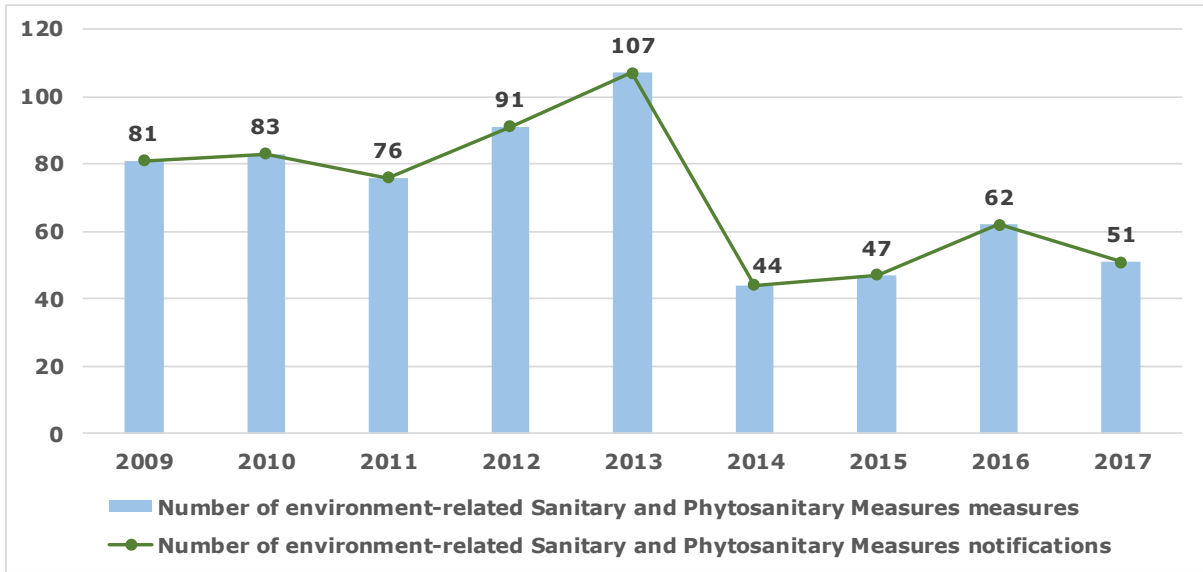
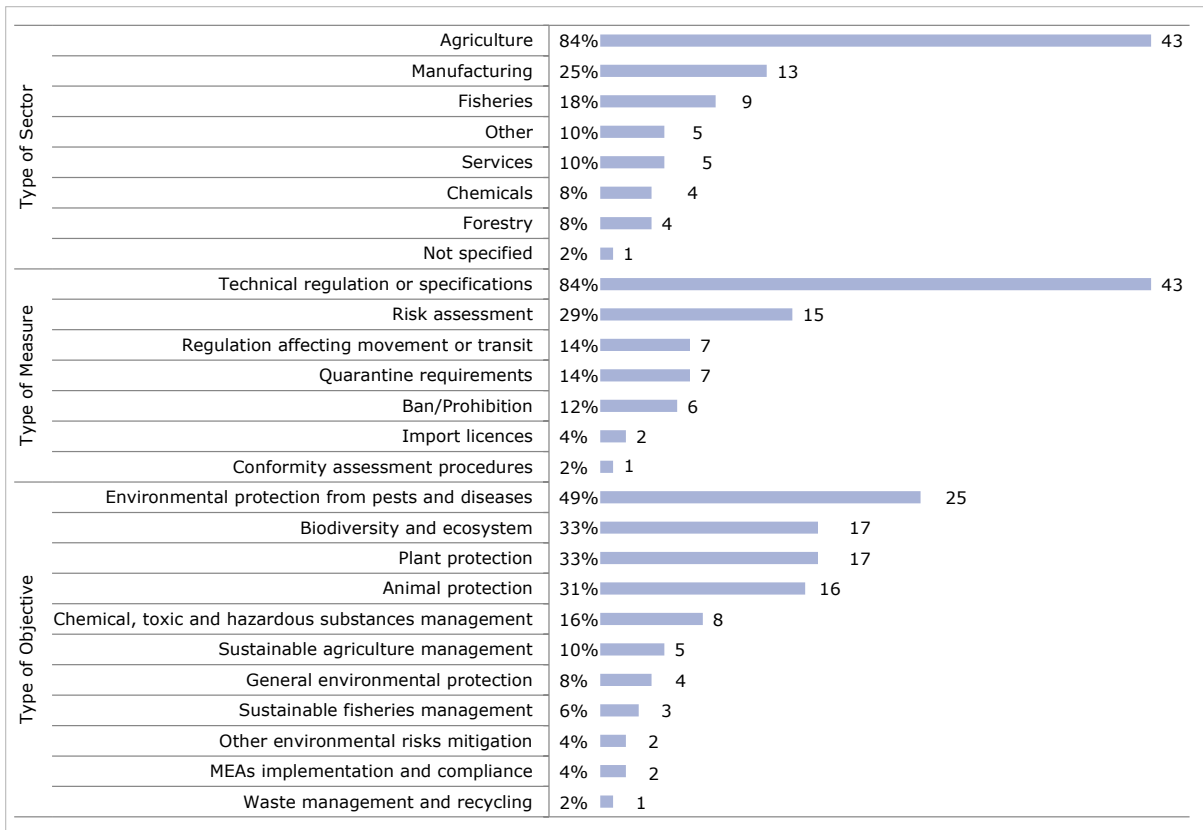


Chart 3.6 - Types of Environment-related SPS Notifications (2017)³



³ Since more than one activity/measure/objective can be mentioned in a notified measure, the total number may exceed 100%. See also the EDB web application for the full breakdown by sector, measure or objective.

4. Agreement on Subsidies and Countervailing Measures (SCM)

Chart 3.7 - Environment-related SCM Notifications and Measures (2009 – 2017)

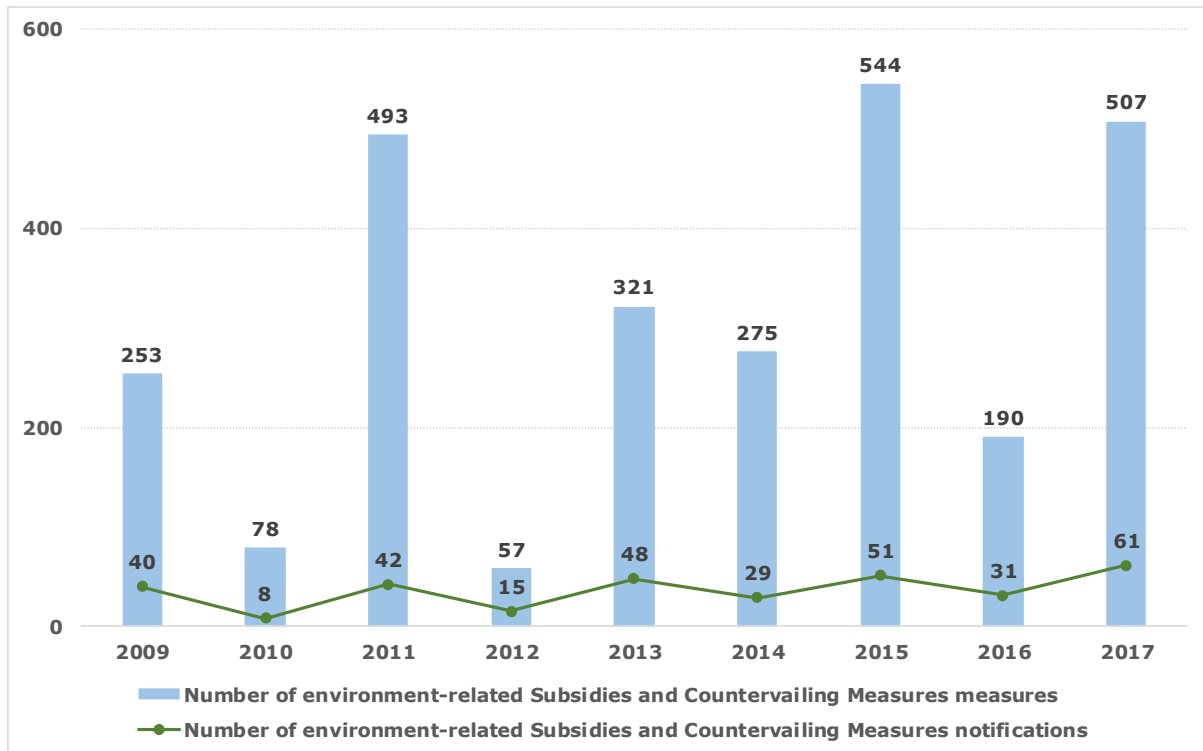
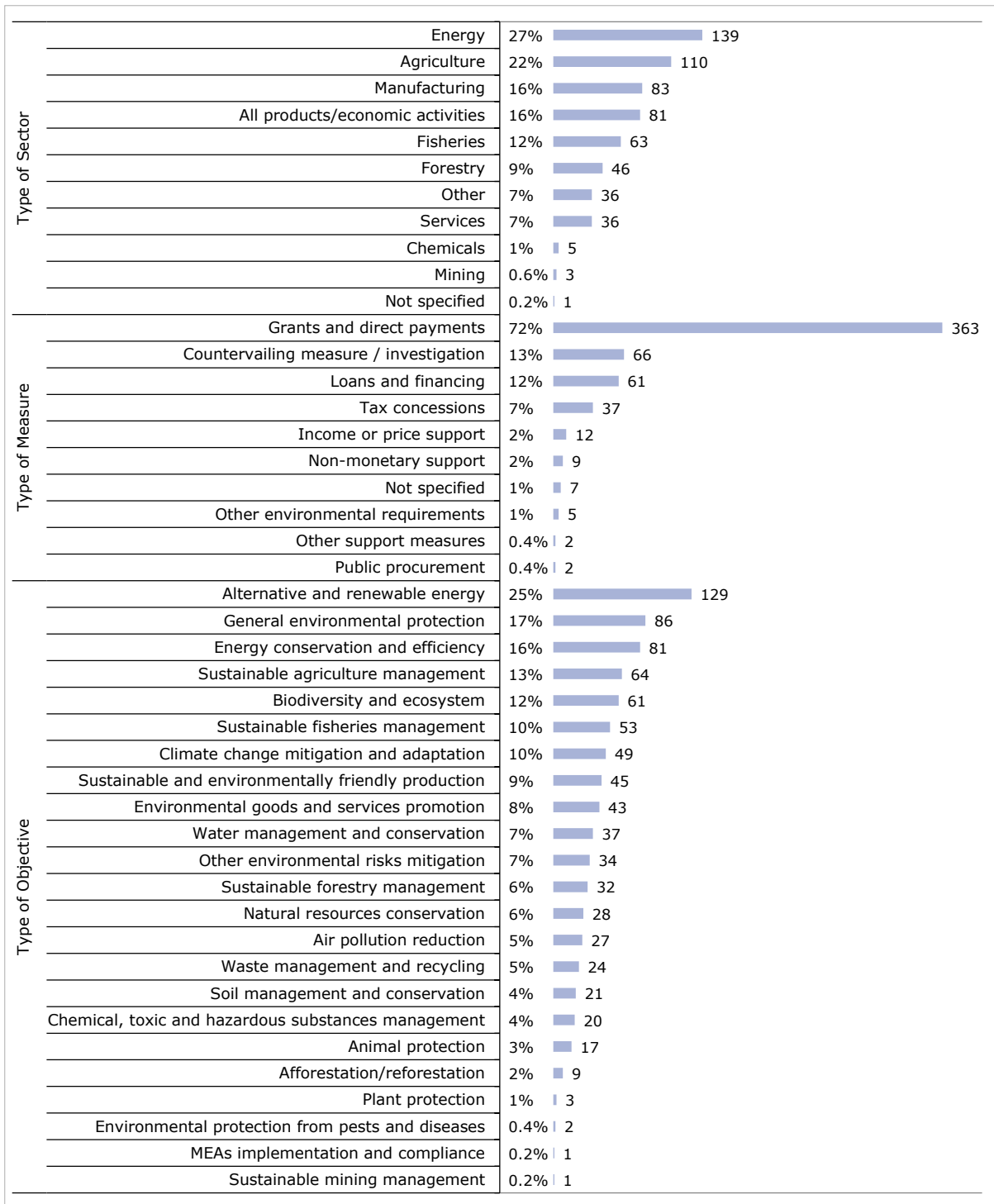


Chart 3.8 - Types of Environment-related Measures in SCM Notifications (2017)⁴



⁴ Since more than one activity/measure/objective can be mentioned in a notified measure, the total number may exceed 100%. See also the EDB web application for the full breakdown by sector, measure or objective.

5. Agreement on Technical Barriers to Trade (TBT)

Chart 3.9 - Environment-related TBT Notifications and Measures (2009 – 2017)

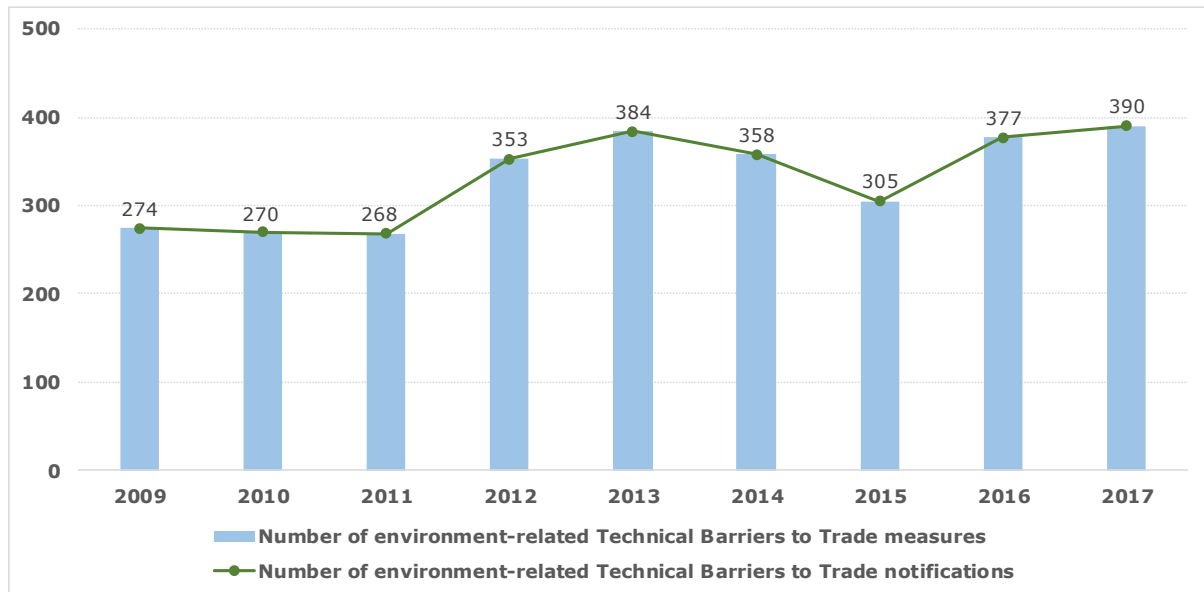
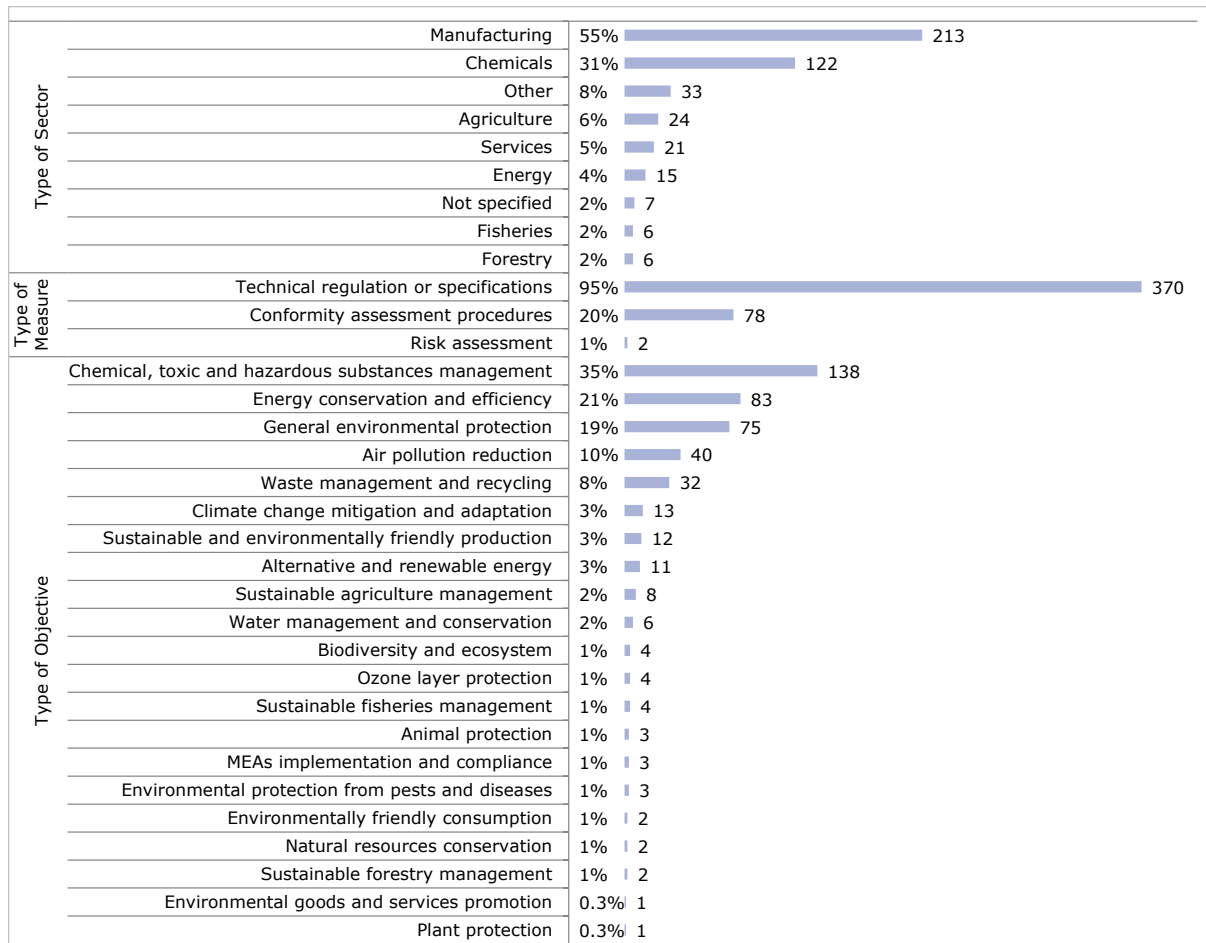


Chart 3.10 - Types of Environment-related TBT Notifications (2017)⁵



⁵ Since more than one activity/measure/objective can be mentioned in a notified measure, the total number may exceed 100%. See also the EDB web application for the full breakdown by sector, measure or objective.

Annex V - Search Word Frequency in Notifications in 2017¹

¹ Figures in parenthesis indicate the share of total environment-related notifications that included a given search word.

Annex VI - EDB Harmonized Categories**Table 3.1 - Category of environment-related objectives (25)**

Afforestation/reforestation
Air pollution reduction
Alternative and renewable energy
Animal protection
Biodiversity and ecosystem
Chemical, toxic and hazardous substances management
Climate change mitigation and adaptation
Energy conservation and efficiency
Environmental goods and services promotion
Environmental protection from pests and diseases
Environmentally friendly consumption
General environmental protection
MEAs implementation and compliance
Natural resources conservation
Other environmental risks mitigation
Ozone layer protection
Plant protection
Soil management and conservation
Sustainable agriculture management
Sustainable and environmentally friendly production
Sustainable fisheries management
Sustainable forestry management
Sustainable mining management
Waste management and recycling
Water management and conservation

Table 3.2 - Category of type of measures (31)

Anti-dumping measure / investigation
Ban/Prohibition
Conformity assessment procedures
Countervailing measure / investigation
Environmental provisions in trade agreements
Export licences
Export quotas
Export tariffs
General environmental reference ¹
Grants and direct payments

¹ "General environmental reference" is a harmonized category that is only used in TPRs.

Import licences
Import quotas
Import tariffs
Income or price support
Intellectual property measures
Internal taxes
Investment measures
Loans and financing
Non-monetary support
Not specified
Other environmental requirements
Other measures
Other price and market based measures
Other support measures
Public procurement
Quarantine requirements
Regulation affecting movement or transit
Risk assessment
Safeguard measure / investigation
Tax concessions
Technical regulation or specifications

Table 3.3 - Category of sectors subject to the measure (11)

Agriculture
All products/economic activities
Chemicals
Energy
Fisheries
Forestry
Manufacturing
Mining
Not specified
Other
Services