



Committee on Trade and Environment

ENVIRONMENTAL DATABASE FOR 2018

NOTE BY THE SECRETARIAT¹

1. The WTO Environmental Database (EDB) is prepared in response to a recommendation in the 1996 Report of the Committee on Trade and Environment (WT/CTE/1) for the Secretariat to compile and update annually all environment-related notifications to the WTO.^{2 3}
2. In October 2018, a new web-based EDB application was developed. The new web-based EDB is available through the WTO website: <https://www.wto.org/edb> or through the URL address: <https://edb.wto.org/>.⁴
3. Information in the EDB for 2018 is drawn from the 4,225 notifications submitted by WTO Members and the 16 TPRs circulated in 2018. The full data set for 2018 can be accessed at: https://edb.wto.org/search?field_year%5B%5D=2018&search_api_fulltext=&field_ics_hs_code=&type=notification.
4. This note is a summary report of the underlying data contained in the new EDB web-application. It covers information on: (i) environment-related measures notified under WTO Agreements and notification obligations (Section 1); and (ii) environment-related measures mentioned in Trade Policy Reviews (TPRs) (Section 2).

¹ This document has been prepared under the Secretariat's own responsibility and is without prejudice to the positions of Members or to their rights and obligations under the WTO.

² Previous Environmental Databases have been circulated in the following documents: EDB 1996 in WT/CTE/W/46, EDB 1997 in WT/CTE/W/77, EDB 1998 in WT/CTE/W/118, EDB 1999 in WT/CTE/W/143, EDB 2000 in WT/CTE/W/195, EDB 2001 in WT/CTE/EDB/1, EDB 2002 in WT/CTE/EDB/2, EDB 2003 in WT/CTE/EDB/3, EDB 2004 in WT/CTE/EDB/4, EDB 2005 in WT/CTE/EDB/5, EDB 2006 in WT/CTE/EDB/6, EDB 2007 in WT/CTE/EDB/7, EDB 2008 in WT/CTE/EDB/8, EDB 2009 in WT/CTE/EDB/9 and Add.1, EDB 2010 in WT/CTE/EDB/10 and Add.1, EDB 2011 in WT/CTE/EDB/11 and Add.1, EDB 2012 in WT/CTE/EDB/12 and Add.1, EDB 2013 in WT/CTE/EDB/13 and Add.1, EDB 2014 in WT/CTE/EDB/14 and Add.1, EDB 2015 in WT/CTE/EDB/15 and Add.1, EDB 2016 in WT/CTE/EDB/16 and Add.1 and EDB 2017 in WT/CTE/EDB/17.

³ The list of key words is contained in Annex I to this document. See also the following documents containing information on search words: WT/CTE/W/46, WT/CTE/W/78 and WT/CTE/W/102.

⁴ Users are invited to access EDB directly from the web-based application which contains data from 2009 to 2018. More data will be uploaded to the database as and when ready.

TABLE OF CONTENTS

1 WTO NOTIFICATIONS	3
2 INFORMATION CONTAINED IN TRADE POLICY REVIEWS.....	8
3 ANNEXES	14
Annex I – EDB Keywords.....	14
Annex II - Number of Environment-related Notifications (1997 – 2018).....	15
Annex III - EDB Harmonized Categories.....	17

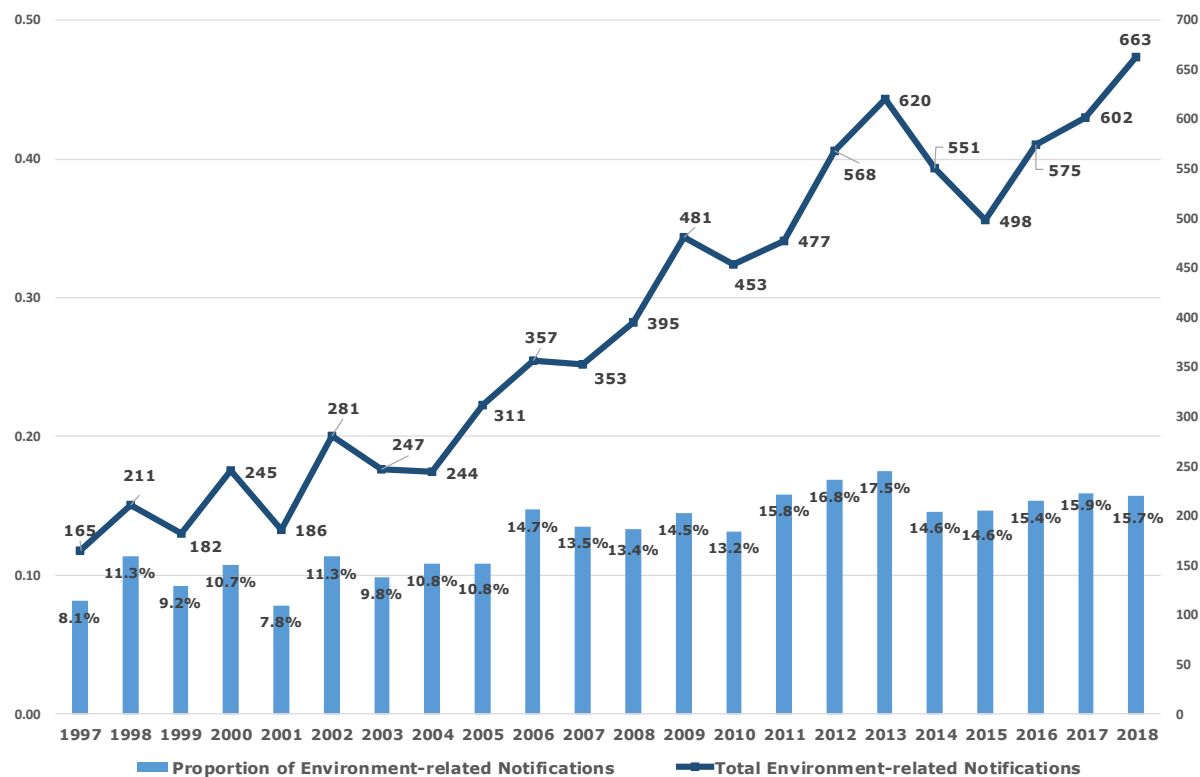
TABLE OF CHARTS

Chart 1.1 - Environment-related Notifications (1997 – 2018)	3
Chart 1.2 - Environment-related Notifications by Members (2018).....	4
Chart 1.3 - Environment-related Notifications by Agreement (2018)	5
Chart 1.4 - Types of Environment-related Objectives identified in the EDB (2018)	6
Chart 1.5 - Type of Measures identified in the EDB (2018)	7
Chart 1.6 - Type of Sectors identified in the EDB (2018).....	8
Chart 2.1 - Types of Environment-related Measures Mentioned in TPRs (2018)	12
Chart 2.2 - Sectors Covered by Environment-related Entries Mentioned in TPRs (2018)	13

1 WTO NOTIFICATIONS

1.1. In 2018, of the 4,225 notifications submitted by WTO Members,⁵ 15.7% or 663 notifications were environment-related. Since 1997, there has been a sustained increase in the number of environment-related notifications to the WTO. The share of environment-related notifications as a percentage of total notifications has also almost doubled over the same time period albeit with year-on-year fluctuations (see Chart 1.1).⁶

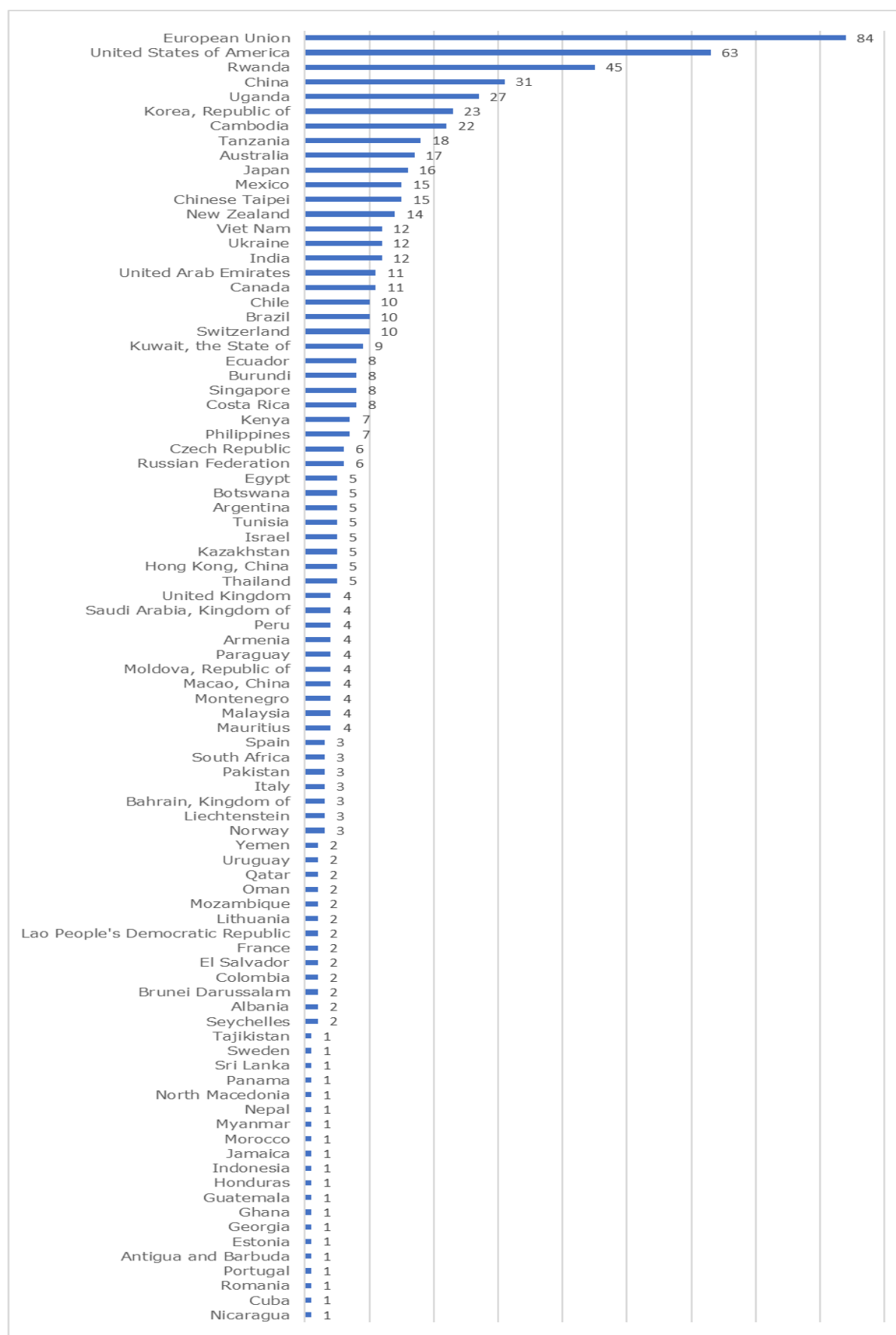
Chart 1.1 - Environment-related Notifications (1997 – 2018)



1.2. Environment-related notifications have been submitted by WTO Members from all regions of the world and at all levels of development. Eighty-eight Members submitted notifications of environment-related measures, with the European Union (84 notifications), the United States (63), Rwanda (45), China (31) and Uganda (27) notifying the highest number of environment-related notifications in 2018.

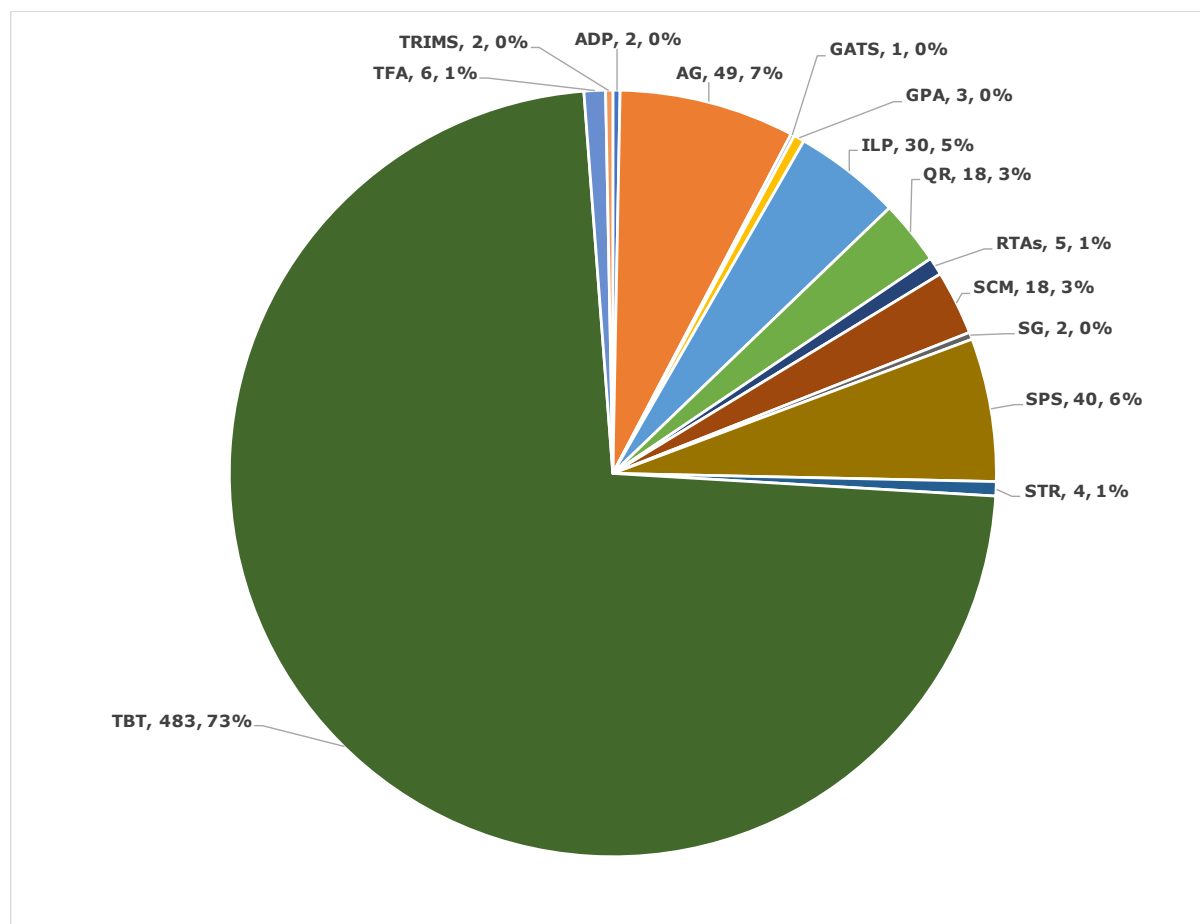
⁵ This number includes regular notifications, as well as addenda, corrigenda and revisions, except in the case of TBT and SPS notifications where addenda and corrigenda are not covered.

⁶ The drop in total number and share of environment-related notifications in 2014 can be partially explained by a change in methodology regarding environment-related SPS notifications.

Chart 1.2 - Environment-related Notifications by Members (2018)

1.3. Chart 1.3 illustrates the incidence of environment-related notifications across WTO Agreements.⁷ As in previous years, the TBT Agreement has the highest number of environment-related notifications (483), accounting for 73% of all WTO environment-related notifications in 2018. A number of environment-related measures were also notified under the Agreement on Agriculture (49 notifications), the SPS Agreement (40), the Agreement on Import Licensing Procedures (30), Quantitative restrictions (18) and the SCM Agreement (18).⁸ Charts on the environment-related notifications and measures by WTO Agreements can be accessed from the EDB web-application.⁹

Chart 1.3 - Environment-related Notifications by Agreement (2018)



1.4. The environment-related notifications can be broadly grouped into two categories. The first consists of notifications that mention environmental considerations as the principal objective of the

⁷ In 2018, environment-related notifications were identified under the following WTO Agreements: Agreement on Technical Barriers to Trade (TBT); Agreement on the Application of Sanitary and Phytosanitary Measures (SPS); Agreement on Subsidies and Countervailing Measures (SCM); Agreement on Agriculture (AG); Agreement on Implementation of Article VI of the GATT 1994 (Anti-dumping (ADP)); Agreement on Import Licensing Procedures (ILP); Agreement on Safeguards (SG); Understanding on the Interpretation of Article XVII of the GATT 1994 (State Trading Enterprises (STR)); the Understanding on the Interpretation of Article XXIV of the GATT 1994 (Regional Trade Agreements (RTAs)); the General Agreement on Trade in Services (GATS); Decision on Notification Procedures for Quantitative Restrictions (QRs); Agreement on Trade-Related Investment Measures (TRIMS); Agreement on Government Procurement (GPA); and the Trade Facilitation Agreement (TFA).

⁸ In 2018, no environment-related notifications were submitted under the following WTO Agreements: Agreement on Implementation of Article VII of the GATT 1994 (Customs Valuation (VAL)); Agreement on Trade-Related Aspects of Intellectual Property Rights (TRIPS); the Understanding on the Balance-of-Payments (BOP) Provisions of GATT 1994; Agreement on Pre-shipment Inspection (PSI); Agreement on Rules of Origin (RO); Information Technology Agreement (ITA); and other notifications such as preferential trade arrangements notified to the Committee on Trade and Development (CTD).

⁹ <https://edb.wto.org/notifications>

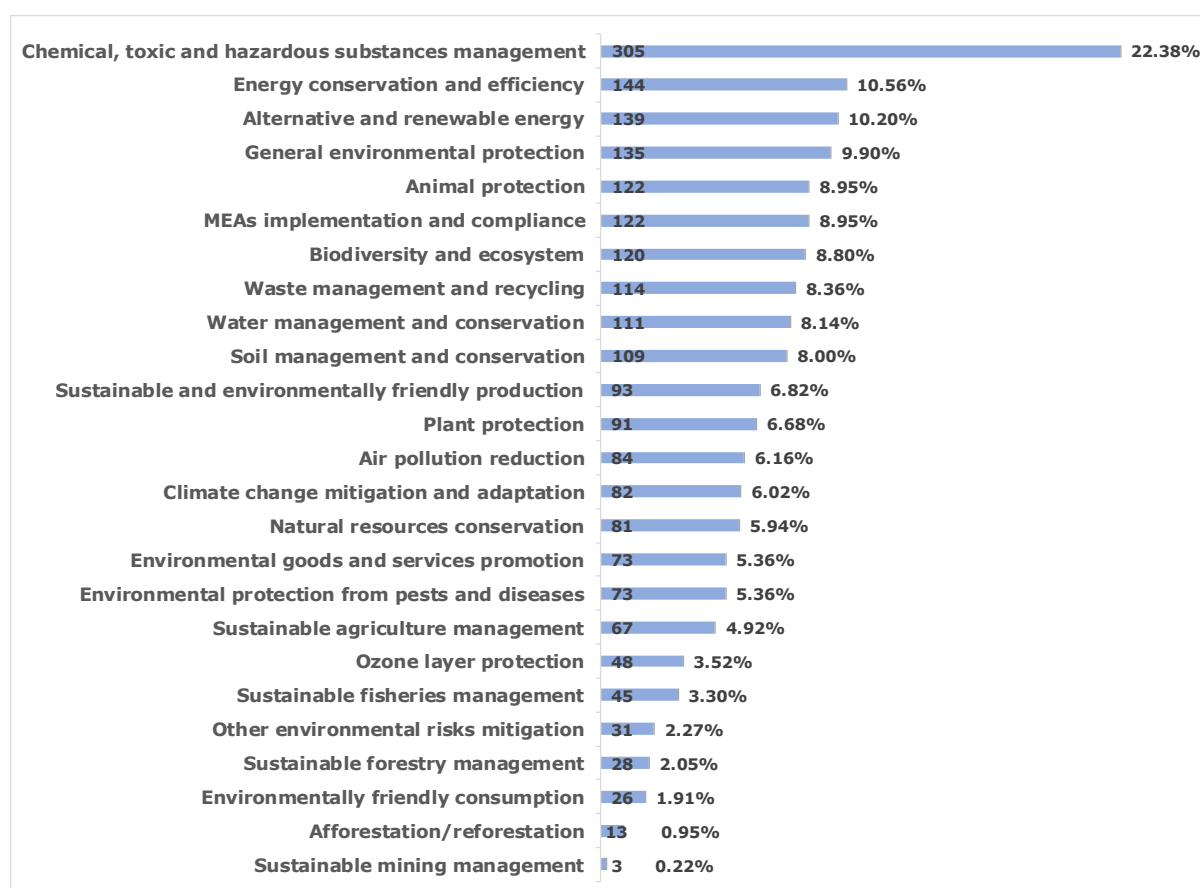
notified measure. The second category includes notifications that are not primarily aimed at environmental protection, but contain environment-related elements.

1.5. Furthermore, some notifications are made separately for each and every measure (such as most notifications under the TBT or SPS Agreements) while others cover various or multiple measures in a single notification (such as SCM or agriculture notifications). In the latter case, the various measures are broken down and reported separately in the database.

1.6. There were 1,363 separate EDB environment-related measures included from the 663 environment-related notifications in 2018. The TBT Agreement reported the highest number with 483 environment-related measures, followed by the SCM Agreement (289), the Agreement on Agriculture (238), notifications on Quantitative Restrictions (156), and the Import Licensing Procedures Agreement with 115 environment-related measures.¹⁰

1.7. The environment-related measures mentioned in the 2018 notifications addressed a range of environmental objectives (see Chart 1.4), including chemical, toxic and hazardous substances management (22.4%), energy conservation and efficiency (10.6%), alternative and renewable energy (10.2%), general environmental protection (9.9%), and the Multilateral Environmental Agreements (MEAs) implementation and compliance (9.0%).

Chart 1.4 - Types of Environment-related Objectives¹¹ identified in the EDB (2018)¹²



1.8. In terms of types of measure (see Chart 1.5), technical regulation or specifications accounted for the largest share in the 2018 notifications (38.6%), followed by grants and direct payments

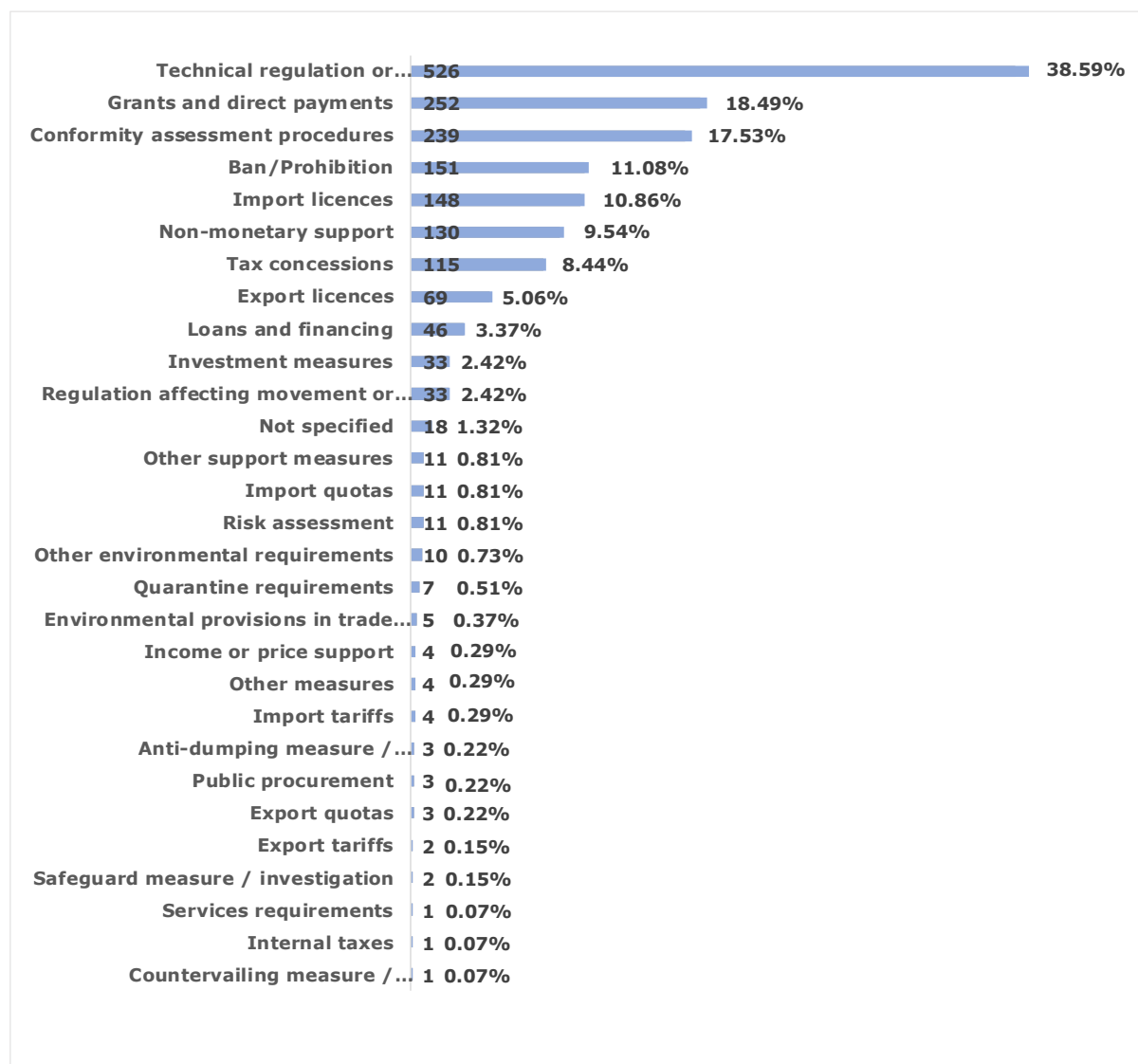
¹⁰ In 2018, trade remedy measures (antidumping, safeguards, countervailing measures) have only been included in the EDB if the environment-related hit pertains to the WTO Member making the notification.

¹¹ See Annex III for a list of the harmonized categories by types of measures, objectives or sectors.

¹² Since more than one environmental objective/measure/sector can be mentioned in a notified measure, the total number may exceed 100%.

(18.5%), conformity assessment procedures (17.5%), ban/prohibitions (11.1%), and import licences (10.9%).

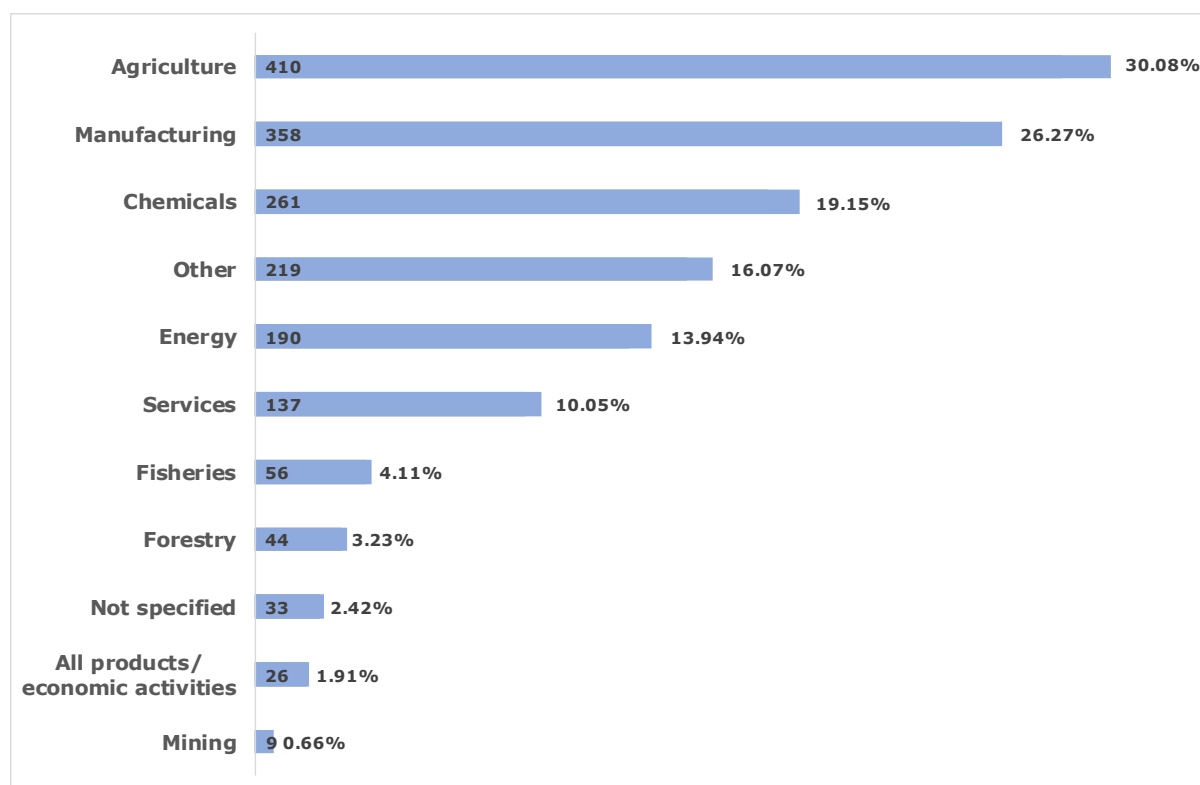
Chart 1.5 - Type of Measures¹³ identified in the EDB (2018)¹⁴



1.9. In the sectoral analysis (Chart 1.6), the sector that was most frequently associated with environment-related measures in 2018 was agriculture with 30.1% of all the identified measures, followed by manufacturing (26.3%), chemicals (19.1%), and energy (13.9%). Sectors such as wildlife or waste are captured under the heading "Other" and accounted for 16.1% of the total measures.

¹³ The harmonized categories "type of measures" and "type of sectors" were updated in EDB 2014. See Annex III for a list of the harmonized categories by types of measures, objectives or sectors.

¹⁴ Since more than one environmental objective/measure/sector can be mentioned in a notified measure, the total number may exceed 100%.

Chart 1.6 - Type of Sectors¹⁵ identified in the EDB (2018)¹⁶

1.10. Further infographics, charts and EDB notification data can be accessed from the EDB web-based interface available through the WTO website: <https://www.wto.org/edb>.

2 INFORMATION CONTAINED IN TRADE POLICY REVIEWS

2.1. The EDB covers information on the environment-related policies, measures or programmes contained in the Secretariat and Government TPR reports. Sixteen TPRs were circulated in 2018, namely (in alphabetical order): Armenia; China; Colombia; Egypt; Guinea; Hong Kong, China; Israel; Mauritania; Montenegro; Nepal; Norway; Philippines; Chinese Taipei; United States; Uruguay; and Vanuatu.

2.2. There were 847 entries with references to environment-related policies, measures or sectors in these TPRs.¹⁷ The environment-related TPR entries are reported under the headings: trade policy framework; trade policies and practices by measure; and trade policies by sector. In general, trade policy framework entries include information on government environmental policies, plans, programmes and investment policies. Environment-related trade policies and practices by measure include environmental requirements and quantitative restrictions (QRs) (e.g. technical regulation or specifications, conformity assessment procedures, import/export licences, bans and prohibitions); price and market based measures (e.g. import/export tariffs, import/export quotas, and internal taxes); and support measures (e.g. grants and direct payments, loans and financing, tax concessions, non-monetary support measures, income or price support, and public procurement). The environment-related sectors mentioned in the 2018 TPRs include agriculture, chemicals, energy, fisheries, forestry, manufacturing, mining, services, and others.

¹⁵ The harmonized categories "type of measures" and "type of sectors" were updated in EDB 2014. See Annex III for a list of the harmonized categories by types of measures, objectives or sectors.

¹⁶ Since more than one environmental objective/measure/sector can be mentioned in a notified measure, the total number may exceed 100%.

¹⁷ The number of environment-related TPR entries corresponds to the number of times particular environment-related policies, measures or programmes are mentioned in the Secretariat or Government TPR Reports.

2.3. The TPR of Armenia¹⁸ includes 42 environment-related entries. Examples of the policy framework entries in the TPR include Armenia and the European Union's Comprehensive and Enhanced Partnership Agreement (CEPA) signed in 2017 and its harmonization of regulations that covers a number of sectors such as agriculture, transport, and the energy sector, as well as the environment. On environment-related measures, the TPR entries cover, *inter alia*: environmental taxes charged to both Eurasian Economic Union (EAEU) members and to non-EAEU members; and import licence requirements on some products such as phyto-protection chemicals for environmental reasons. In the sectoral analysis, the TPR entries include, *inter alia*: Armenia's Renewable Resources and Energy Efficiency (R2E2) Fund to promote the use of renewable energy; and the Mining Code that requires for companies mining metal ores and producers of metal ore concentrates and smelting products to make payments to the nature and environment preservation fund.

2.4. The TPR of the China¹⁹ includes 89 environment-related entries. Examples of the policy framework entries in the TPR include: China's policy based on environmental and over-capacity considerations to reduce carbon dioxide emissions and to increase natural gas consumption. On environment-related measures, the TPR entries cover, *inter alia*: both export and import licence requirements on substances that deplete the ozone layer; financial support (e.g. tax preferences, direct transfers, and access to credit) to protect the environment, reduce emissions, and conserve energy; and public procurement of environmentally friendly products. In the sectoral analysis, the TPR entries include, *inter alia*, China Manufacturing 2025 plan, which includes strategies for energy saving and new-energy vehicles industries.

2.5. The TPR of Colombia²⁰ includes 42 environment-related entries. Examples of the policy framework entries in the TPR include the government's National Development Plan that encompasses the country's sustainable development goals. On environment-related measures, the TPR entries cover, *inter alia*: regulations affecting transit of goods on environmental grounds; internal taxes levied on fossil fuels according to their carbon content and taxes on the consumption of plastic bags, both imported and domestic. In the sectoral analysis, the TPR entries include: work within the WTO framework to combat illegal, unregulated and unreported (IUU) fishing; the promotion of the use of non-conventional energy sources (e.g. solar, wind, geothermal and biomass); and eco-tourism services that has been exempted from value-added tax since 2013.

2.6. The TPR of the Egypt²¹ includes 72 environment-related entries. Examples of the policy framework entries in the TPR include: the four-year Industrial Development Strategy that covers energy conservation. On environment-related measures, the TPR entries cover, *inter alia*: the government fund that is geared towards research and development in priority areas, such as environmental technologies; and no patent grants to innovations causing severe damage to the environment. In the sectoral analysis, the TPR entries mention, *inter alia*: the challenges faced by agricultural sector to adapt to climate change; a general overhaul of the basic fishing legislation to protect fish stocks, such as imprisonment and/or fine penalty in case of illegal fishing; and the promotion of green tourism.

2.7. The TPR of Guinea²² includes 50 environment-related entries. Examples of the policy framework entries in the TPR include: Guinea's commitments under international treaties on electricity, as well as its laws and draft regulations on energy efficiency. On environment-related measures, the TPR entries cover, *inter alia*, tax concessions for investment in urban and industrial waste processing. In the sectoral analysis, the TPR entries include, *inter alia*: the shared goal of conservation, development and rational exploitation of fisheries resources at the regional level; efforts to counter the impact of mining operations on the environment as listed in the Mining Code and the Environment Code; and the implementation of the West Africa Agricultural Productivity Programme launched by the Economic Community of West African States (ECOWAS) to sustainably improve agricultural productivity.

2.8. The TPR of Hong Kong, China²³ includes 41 environment-related entries. Examples of the policy framework entries in the TPR include: the government's active participation and support for the

¹⁸ WT/TPR/G/379 and WT/TPR/S/379.

¹⁹ WT/TPR/G/375 and WT/TPR/S/375/Rev.1.

²⁰ WT/TPR/G/372 and WT/TPR/S/372/Rev.1.

²¹ WT/TPR/G/367 and WT/TPR/S/367/Rev.4.

²² WT/TPR/G/370 and WT/TPR/S/370/Rev.1.

²³ WT/TPR/G/380 and WT/TPR/S/380.

plurilateral Environmental Goods Agreement (EGA) negotiations. On environment-related measures, the TPR entries cover, *inter alia*: a number of tax incentives offered to electrical vehicles and environment-friendly commercial vehicles; and import licensing requirements on goods, such as ozone-depleting substances, endangered species of animals and plants, and waste. In the sectoral analysis, the TPR entries mention, *inter alia*: the Sustainable Fisheries Development Fund to improve the operating environment in the fisheries sector; and Hong Kong, China's target to reduce carbon emissions with renewable energy and energy saving.

2.9. The TPR of Israel²⁴ includes 29 environment-related entries. Examples of the policy framework entries in the TPR include the government's "Israel NewTech" national program focused on water and renewable energy technologies. On environment-related measures, the TPR entries cover, *inter alia*: the export licensing and approval (permit) schemes for selected products pursuant to Israel's commitments under international agreements and for conservation purposes; the application and approval requirements for genetically modified organisms (GMOs) to legally enter the food supply system in Israel; and the accelerated fast track for 'green' patent applications. In the sectoral analysis, the TPR entries include Israel's energy policy aimed at ensuring energy security and the established targets for renewable energy generation pursuant to the Paris Agreement.

2.10. The TPR of Mauritania²⁵ includes 24 environment-related entries. Examples of the policy framework entries in the TPR include: the drawing up of Mauritania's future vision for 2030, taking account of the challenges of sustainable development and environmental protection. On environment-related measures, the TPR entries cover, *inter alia*: the investment code which provides for concluding agreements with substantial investment in the generation of renewable (wind and solar) energy. In the sectoral analysis, the TPR entries include: the government's new national strategy for responsible and sustainable fisheries sector management; and the National Agricultural Development Plan prepared in 2013 with the aim of developing sustainable crop farming.

2.11. The TPR of Montenegro²⁶ includes 78 environment-related entries. Examples of the policy framework entries in the TPR cover: the National Strategy for Sustainable Development that aims to improve national policy for sustainable development until 2030; and the objectives of EU Instrument for Pre-Accession Assistance to align with the EU *acquis* in different policy fields, including energy and environment. On environment-related measures, the TPR entries cover, *inter alia*: import licensing requirements to meet commitments under international conventions, to which Montenegro is a signatory (e.g. CITES); and mandatory labelling regulation for all GMOs. In the sectoral analysis, the TPR entries include: the Transport Development Strategy 2008 to 2018 to minimize the harmful impacts to the environment while developing Montenegro's transport system.

2.12. The TPR of Nepal²⁷ includes 39 environment-related entries. Examples of the policy framework entries in the TPR include the Environment Protection Act 1997 and the Environment Protection Rules 1997 that affect the legal basis for Foreign Direct Investment. On environment-related measures, the TPR entries cover, *inter alia*: import licences for ozone-depleting substances; and the 50% tax concession for renewable energy (e.g. hydropower, solar energy, waste-to-energy, and wind turbine) projects. In the sectoral analysis, the TPR entries include: Nepal's mining and quarrying policy objectives to make the mining sector more sustainable and environmentally friendly with the help of new and innovative technology; and the Agriculture Development Strategy with a vision for a sustainable agriculture sector.

2.13. The TPR of Norway²⁸ includes 88 environment-related entries. Examples of the policy framework entries in the TPR include: the "Globalisation and trade" White Paper, which emphasized the importance of promoting green growth and taking climate change and environmental considerations into account in trade policies and agreements. On environment-related measures, the TPR entries cover, *inter alia*: loans, grants, or guarantees such as the environmental technology scheme, bioenergy programme, and bio refinement programme; and the technical regulation on hazardous substances in consumer products. In the sectoral analysis, the TPR entries include: Norway's agricultural and food policy objectives focused on sustainable agriculture with lower

²⁴ WT/TPR/G/376 and WT/TPR/S/376/Rev.1

²⁵ WT/TPR/G/371 and WT/TPR/S/371/Rev.1.

²⁶ WT/TPR/G/369 and WT/TPR/S/369/Rev.3.

²⁷ WT/TPR/G/381 and WT/TPR/S/381.

²⁸ WT/TPR/G/373 and WT/TPR/S/373.

emissions of greenhouse gases; and the government's policies that stressed the importance of sustainability of fish stocks.

2.14. The TPR of Philippines²⁹ includes 45 environment-related entries. Examples of the policy framework entries in the TPR include: the Philippine Development Plan 2017-2022 that also covers environmental resource protection and conservation; and the government's participation in the Asia-Pacific Economic Cooperation (APEC) Environmental Goods List tariff reduction initiative. On environment-related measures, the TPR entries cover, *inter alia*: local content requirements for gasoline, which must have a minimum content of locally produced biofuel and biodiesel; and the export license requirement for used lead acid batteries. In the sectoral analysis, the TPR entries include: Philippines' National Tourism Development Plan to develop an environmentally sustainable and socially responsible tourism industry; and the government's support to reverse over-capacity and over-fishing for a sustainable fisheries sector.

2.15. The TPR of Chinese Taipei³⁰ includes 81 environment-related entries. Examples of the policy framework entries in the TPR include: the Five-Plus-Two Industries Innovation Plan, which relates to the circular economy; and the government's active participation in the EGA negotiations. On environment-related measures, the TPR entries cover, *inter alia*: the investment measures for water conservation and to curb air pollution; and loans granted to small and medium-sized enterprises for recovery plans from damage caused by disasters. In the sectoral analysis, the TPR entries include: the implementation of greenhouse gas emission reduction targets and development spending on the green energy sector.

2.16. The TPR of the United States of America³¹ includes 53 environment-related entries. Examples of the policy framework entries in the TPR include: the goals of US trade negotiations, *inter alia*, to ensure that trade and environmental policies are mutually supportive and to seek provisions in trade agreements that do not weaken or reduce the protections afforded in domestic environmental laws. On environment-related measures, the TPR entries cover, *inter alia*: reporting and recordkeeping requirements for 13 at-risk imported seafood products to deter seafood fraud and IUU fishing; and federal excise taxes levied on ozone-depleting chemicals, certain chlorofluorocarbons and related chemicals. In the sectoral analysis, the TPR entries include: the Maritime Administration's mission to improve, strengthen and promote the maritime transportation system to meet environmental needs; the government's efforts to encourage investment in the renewable energy sector, the purchase of energy-efficient appliances, and the energy efficiency upgrades of residential buildings.

2.17. The TPR of Uruguay³² includes 41 environment-related entries. The policy framework entries in the TPR include: the National Development Strategy 2050, which sets long-term economic and social guidelines, and targets for sustainable development. On environment-related measures, the TPR entries cover, *inter alia*: the environmental impact assessment of the Single Window for Foreign Trade (VUCE); tax concessions granted to renewable energy; and the government's monitoring of environmental pollutants in agricultural facilities and in industrial plants processing products of animal origin. In the sectoral analysis, the TPR entries include: Policy Guidelines of the Institutional Framework for Agriculture 2015-2019, which aims to ensure sustainability in soil use and to improve water management in the agriculture sector; and Uruguay's attempt to source energy from renewable sources (e.g. wind and solar).

2.18. The TPR of Vanuatu³³ includes 33 environment-related entries. Examples of the policy framework entries in the TPR include: maintaining a pristine natural environment on land and at sea with enhanced resilience and adaptive capacity to climate change and natural disasters. On environment-related measures, the TPR entries cover, *inter alia*: investment measures that may require the investor to submit an environment impact assessment; and export license requirements on sandalwood, aquarium fish, coconut crabs, rock lobsters, and sea cucumbers. In the sectoral analysis, the TPR entries include: Vanuatu's National Energy Road Map for the provision of clean energy services amongst others; and the government's specific commitments under the General

²⁹ WT/TPR/G/368/Rev.1 and WT/TPR/S/368/Rev.1.

³⁰ WT/TPR/G/377 and WT/TPR/S/377.

³¹ WT/TPR/G/382 and WT/TPR/S/382.

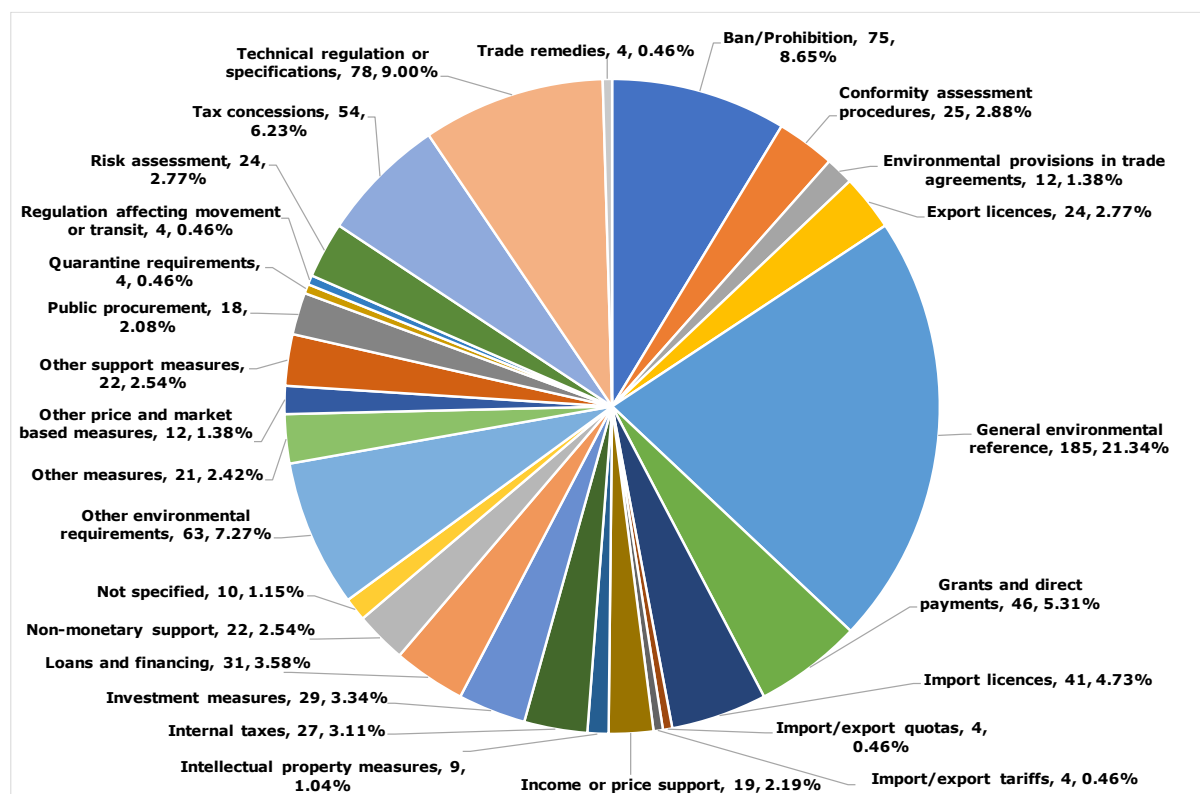
³² WT/TPR/G/374 and WT/TPR/S/374/Rev.1.

³³ WT/TPR/G/378 and WT/TPR/S/378.

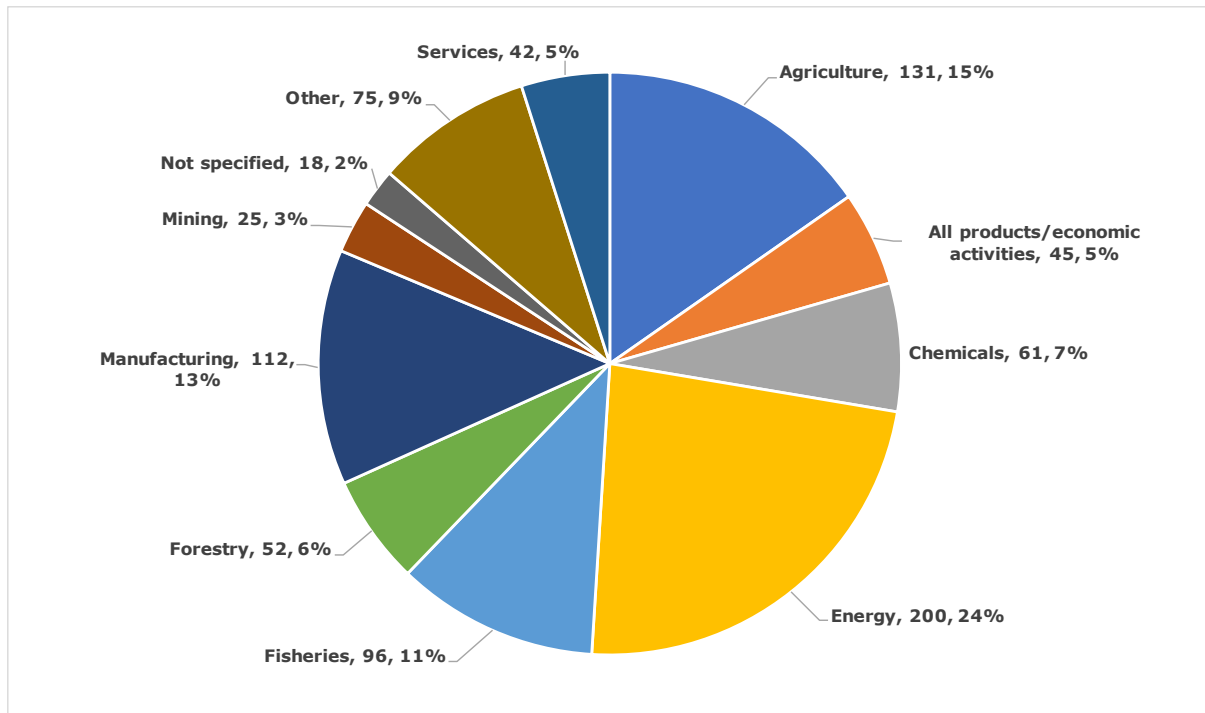
Agreement on Trade in Services (GATS) in environmental services sectors (e.g. sewage, refuse disposal, and sanitation and similar services).

2.19. To illustrate the range of TPR entries, Chart 2.1 below provides a detailed breakdown of the types of environment-related measures reported in the TPRs. Apart from general environmental references, the environment-related measures most frequently mentioned in the TPRs of 2018 include technical regulation or specifications (9.0%), ban/prohibition (8.7%), other environmental requirements (7.3%), tax concessions (6.2%), grants and direct payments (5.3%), import licences (4.7%), loans and financing (3.6%), investment measures (3.3%) and internal taxes (3.1%).

Chart 2.1 - Types of Environment-related Measures Mentioned in TPRs (2018)



2.20. Regarding environment-related trade policies by sector, the most frequently mentioned sectors in the 2018 TPRs were energy (23.6%), followed by agriculture (15.5%), manufacturing (13.2%) and fisheries (11.3%) (see Chart 2.2).

Chart 2.2 - Sectors Covered by Environment-related Entries Mentioned in TPRs (2018)

2.21. The information provided above is only illustrative to highlight the wide range and depth of data available in the EDB. Further infographics, charts and EDB TPR data can be accessed from the EDB web-based interface available through the WTO website: <https://www.wto.org/edb>.

3 ANNEXES

Annex I – EDB Keywords¹

Keywords		
Bio	Fish	Ozone
Clean	Forest	Pollution
Climate	Genetic	Recycle
Conservation	Green	Renewable
Desertification	Hazardous	Soil
Eco	Indigenous	Sustainable
Emissions	Labelling	Waste
Endangered	MEAs	Wildlife
Energy	Natural resources	
Environment	Organic	

¹ See also the following documents containing information on search words: WT/CTE/W/46, WT/CTE/W/78 and WT/CTE/W/102.

Annex II - Number of Environment-related Notifications¹ (1997 – 2018)

WTO Agreements	1997	1998	1999	2000	2001	2002	2003	2004	2005	2006	2007	2008
TBT	89 (795)	98 (648)	83 (671)	97 (610)	67 (539)	114 (582)	100 (794)	107 (638)	121 (771)	155 (874)	168 (1032)	238 (1265)
SPS	8 (286)	21 (296)	12 (402)	26 (402)	25 (621)	47 (610)	50 (687)	57 (612)	105 (1298)	140 (901)	98 (849)	84 (889)
SCM	16 (136)	32 (133)	27 (126)	38 (160)	24 (159)	31 (177)	34 (171)	13 (122)	27 (168)	8 (97)	33 (164)	5 (99)
Agriculture	20 (237)	22 (216)	27 (195)	40 (228)	40 (242)	32 (197)	34 (173)	29 (157)	25 (148)	24 (126)	32 (119)	24 (137)
Anti-Dumping	4 (109)	1 (133)	3 (133)	0 (127)	0 (134)	1 (166)	2 (155)	3 (134)	0 (127)	0 (112)	0 (118)	0 (134)
ILP	13 (51)	20 (63)	10 (68)	21 (77)	7 (55)	13 (96)	16 (57)	12 (40)	20 (45)	19 (62)	13 (65)	20 (51)
Safeguards	0 (42)	1 (47)	0 (99)	1 (110)	1 (137)	1 (170)	1 (147)	3 (75)	1 (80)	0 (86)	0 (59)	0 (73)
Customs Valuation	0 (9)	1 (14)	1 (15)	3 (36)	1 (41)	1 (41)	0 (11)	0 (17)	1 (13)	0 (1)	0 (9)	0 (12)
State Trading	0 (37)	2 (36)	0 (50)	0 (50)	1 (56)	5 (58)	3 (38)	0 (43)	1 (12)	1 (37)	0 (20)	1 (24)
RTAs	6 (55)	8 (74)	14 (75)	8 (56)	10 (64)	0 (41)	0 (56)	0 (70)	0 (63)	0 (30)	0 (25)	4 (37)
TRIPS	0 (172)	1 (106)	3 (69)	5 (333)	6 (236)	16 (225)	5 (147)	7 (251)	2 (59)	2 (38)	3 (72)	7 (139)
GATS	0 (24)	1 (25)	0 (21)	0 (25)	0 (46)	7 (43)	0 (41)	4 (52)	1 (53)	1 (29)	0 (41)	0 (49)
QRs	5 (15)	3 (11)	2 (13)	5 (18)	2 (10)	4 (14)	2 (8)	7 (10)	1 (6)	2 (8)	3 (6)	4 (12)
TRIMs	0 (18)	0 (22)	0 (12)	0 (10)	0 (2)	0 (29)	0 (13)	0 (12)	0 (14)	0 (14)	0 (13)	0 (9)
BoP Provisions	1 (23)	0 (11)	0 (7)	0 (9)	0 (7)	0 (4)	0 (0)	0 (1)	0 (1)	0 (0)	0 (1)	0 (0)
Pre-shipment Inspection	0 (2)	0 (1)	0 (1)	0 (0)	0 (1)	0 (0)	0 (0)	0 (1)	0 (0)	0 (0)	0 (0)	0 (1)
Rules of Origin	0 (4)	0 (6)	0 (3)	0 (4)	0 (6)	0 (4)	0 (4)	0 (3)	0 (2)	0 (1)	0 (7)	0 (4)
GPA	2 (7)	0 (14)	0 (9)	0 (19)	2 (14)	9 (21)	0 (8)	1 (11)	5 (11)	4 (10)	3 (8)	8 (14)
ITA	0 (0)	0 (0)	0 (0)	0 (0)	0 (0)	0 (0)	0 (0)	0 (0)	0 (0)	0 (0)	0 (0)	0 (0)
Trade Facilitation	0 (0)	0 (0)	0 (0)	0 (0)	0 (0)	0 (0)	0 (0)	0 (0)	0 (0)	0 (0)	0 (0)	0 (0)
Other notifications	1 (5)	0 (5)	0 (3)	1 (8)	0 (6)	0 (4)	0 (3)	1 (7)	1 (3)	1 (2)	0 (5)	0 (8)
Total environment-related notifications	165 (2027)	211 (1861)	182 (1972)	245 (2282)	186 (2376)	281 (2482)	247 (2513)	244 (2256)	311 (2874)	357 (2428)	353 (2613)	395 (2957)
Share of environment-related notifications	8.14%	11.3%	9.2%	10.7%	7.8%	11.3%	9.8%	10.8%	10.8%	14.7%	13.5%	13.4%

¹ Figures in parenthesis represent the total number of notifications submitted by Members under each relevant WTO Agreement. This number includes regular notifications as well as addenda, corrigenda and revisions, except in the case of TBT and SPS notifications, where addenda, corrigenda and revisions are not covered.

WTO Agreements	2009	2010	2011	2012	2013	2014	2015	2016	2017	2018
TBT	274 (1490)	270 (1413)	268 (1216)	353 (1551)	384 (1605)	358 (1558)	305 (1305)	377 (1686)	390 (1827)	483 (1881)
SPS	81 (737)	83 (1051)	76 (1007)	91 (856)	107 (929)	44 (1169)	47 (1283)	62 (1037)	51 (1110)	40 (1255)
SCM	40 (181)	8 (117)	47 (140)	17 (108)	48 (158)	29 (110)	51 (130)	31 (127)	61 (132)	18 (107)
Agriculture	36 (210)	49 (195)	44 (182)	45 (203)	34 (135)	42 (210)	32 (148)	43 (208)	44 (202)	49 (280)
Anti-Dumping	0 (157)	0 (164)	0 (127)	0 (133)	0 (122)	2 (120)	0 (114)	0 (143)	0 (107)	2 (125)
ILP	23 (82)	21 (72)	23 (78)	30 (85)	23 (96)	38 (99)	33 (74)	39 (96)	24 (54)	30 (79)
Safeguards	0 (171)	0 (106)	2 (64)	2 (89)	2 (112)	2 (110)	4 (79)	0 (89)	0 (61)	2 (80)
Customs Valuation	0 (6)	0 (4)	0 (4)	3 (13)	2 (13)	2 (23)	2 (9)	0 (4)	0 (6)	0 (3)
State Trading	0 (29)	4 (77)	0 (8)	4 (39)	0 (17)	2 (51)	1 (14)	2 (41)	8 (30)	4 (42)
RTAs	4 (30)	4 (26)	3 (33)	2 (37)	2 (40)	4 (19)	3 (12)	3 (18)	3 (16)	5 (10)
TRIPS	2 (84)	8 (97)	9 (66)	4 (139)	9 (209)	5 (96)	1 (67)	1 (142)	0 (80)	0 (144)
GATS	0 (68)	2 (45)	1 (38)	3 (66)	1 (48)	3 (75)	7 (64)	1 (21)	1 (25)	1 (17)
QRs	2 (8)	1 (6)	2 (8)	13 (14)	5 (10)	15 (22)	8 (11)	12 (16)	7 (10)	18 (24)
TRIMs	0 (21)	0 (18)	0 (4)	0 (4)	0 (6)	0 (6)	0 (5)	1 (4)	0 (2)	2 (4)
BoP Provisions	0 (9)	0 (6)	0 (0)	0 (0)	0 (0)	0 (0)	0 (5)	1 (4)	0 (1)	0 (0)
Preshipment Inspection Rules of Origin	0 (0)	0 (2)	0 (2)	0 (4)	0 (3)	0 (2)	0 (2)	0 (1)	0 (2)	0 (2)
GPA	18 (29)	3 (32)	2 (16)	1 (13)	2 (15)	5 (27)	4 (40)	2 (66)	3 (46)	3 (46)
ITA	0 (0)	0 (0)	0 (0)	0 (0)	0 (0)	0 (0)	0 (0)	0 (0)	0 (0)	0 (0)
Trade Facilitation	0 (0)	0 (0)	0 (0)	0 (0)	0 (0)	0 (55)	0 (26)	0 (17)	9 (57)	6 (108)
Other notifications	1 (4)	0 (6)	0 (9)	0 (6)	1 (5)	0 (4)	0 (7)	0 (7)	1 (5)	0 (2)
Total environment- related notifications	481 (3321)	453 (3441)	477 (3010)	568 (3374)	620 (3545)	551 (3773)	498 (3408)	575 (3744)	602 (3786)	663 (4225)
Share of environment-related notifications	14.5%	13.2%	15.8%	16.8%	17.5%	14.6%	14.6%	15.4%	15.9%	15.69%

Annex III - EDB Harmonized Categories**Table 3.1 - Category of environment-related objectives (25)**

Afforestation/reforestation
Air pollution reduction
Alternative and renewable energy
Animal protection
Biodiversity and ecosystem
Chemical, toxic and hazardous substances management
Climate change mitigation and adaptation
Energy conservation and efficiency
Environmental goods and services promotion
Environmental protection from pests and diseases
Environmentally friendly consumption
General environmental protection
MEAs implementation and compliance
Natural resources conservation
Other environmental risks mitigation
Ozone layer protection
Plant protection
Soil management and conservation
Sustainable agriculture management
Sustainable and environmentally friendly production
Sustainable fisheries management
Sustainable forestry management
Sustainable mining management
Waste management and recycling
Water management and conservation

Table 3.2 - Category of type of measures (31)

Anti-dumping measure / investigation
Ban/Prohibition
Conformity assessment procedures
Countervailing measure / investigation
Environmental provisions in trade agreements
Export licences
Export quotas
Export tariffs
General environmental reference ¹

¹ "General environmental reference" is a harmonized category that was introduced for EDB TPR entries from 2016 onwards.

Grants and direct payments
Import licences
Import quotas
Import tariffs
Income or price support
Intellectual property measures
Internal taxes
Investment measures
Loans and financing
Non-monetary support
Not specified
Other environmental requirements
Other measures
Other price and market based measures
Other support measures
Public procurement
Quarantine requirements
Regulation affecting movement or transit
Risk assessment
Safeguard measure / investigation
Tax concessions
Technical regulation or specifications

Table 3.3 - Category of sectors subject to the measure (11)

Agriculture
All products/economic activities
Chemicals
Energy
Fisheries
Forestry
Manufacturing
Mining
Not specified
Other
Services