

**ANNEX 2**  
**BURKINA FASO**



## CONTENTS

	<i>Page</i>
I. ECONOMIC ENVIRONMENT	175
(1) MAIN FEATURES	175
(2) RECENT ECONOMIC TRENDS	177
(3) TRENDS IN TRADE AND INVESTMENT	179
(i) Trade in goods and services	179
(ii) Foreign direct investment	179
(4) OUTLOOK	180
II. TRADE AND INVESTMENT REGIMES	183
(1) EXECUTIVE, LEGISLATURE AND JUDICIARY	183
(2) TRADE POLICY FRAMEWORK	185
(i) Institutional framework	185
(ii) Broad outlines of trade policy	186
(3) CONSULTATION BETWEEN THE GOVERNMENT AND THE PRIVATE SECTOR	186
(4) INVESTMENT REGIME	187
(i) The new legislative framework for investment	188
(ii) Institutional framework	190
III. TRADE POLICIES AND PRACTICES BY MEASURE	192
(1) INTRODUCTION	192
(2) MEASURES DIRECTLY AFFECTING IMPORTS	192
(i) Registration	192
(ii) Customs procedures	193
(iii) Preshipment inspection and customs valuation	195
(iv) Rules of origin	197
(v) Customs levies	198
(vi) Duty and tax concessions	201
(vii) Prohibitions, quantitative restrictions and licensing	201
(viii) Standards, technical regulations and accreditation procedures	202
(ix) Sanitary and phytosanitary measures	203
(x) Packaging, marking and labelling requirements	206
(xi) Contingency measures	207
(xii) Other measures	207
(3) MEASURES DIRECTLY AFFECTING EXPORTS	207
(i) Registration and customs procedures	207
(ii) Goods in transit	208
(iii) Export prohibitions and controls	208
(iv) Export subsidies and promotion	209
(4) MEASURES AFFECTING PRODUCTION AND TRADE	209
(i) Incentives	209
(ii) Competition and price control regime	209
(iii) State trading, State-owned enterprises and privatization	210
(iv) Government procurement	211

	<i>Page</i>
(v)    Protection of intellectual property rights	213
IV.    TRADE POLICIES AND PRACTICES BY SECTOR	215
(1)    INTRODUCTION	215
(2)    AGRICULTURE, LIVESTOCK, FORESTRY AND FISHERY PRODUCTION	215
(i)    Overview	215
(ii)   Agricultural policy	218
(iii)  Principal trade measures	219
(iv)   Policies in various subsectors	219
(3)    MINING, ENERGY AND WATER	225
(i)    Petroleum products	225
(ii)   Other mining products	226
(iii)  Electricity	229
(iv)   Water	231
(4)    MANUFACTURING	232
(5)    SERVICES	234
(i)    Telecommunications and postal services	234
(ii)   Postal services	236
(iii)  Transport	236
(iv)   Tourism	238
(v)    Financial services	241
(vi)   Professional and business services	243
V.      AID FOR TRADE	244
(1)    INTRODUCTION	244
(2)    INTEGRATION OF TRADE INTO THE NATIONAL DEVELOPMENT STRATEGY	244
(i)    Integrated Framework	244
(ii)   National development strategy	245
(iii)  Supply-side constraints	246
(iv)   Needs in terms of Aid for Trade and trade-related technical assistance	246
(3)    AID-FOR-TRADE ASSISTANCE TO BURKINA FASO	249
(i)    Overview of development aid flows in the economy	249
(ii)   Overview of Aid for Trade	249
(iii)  Trade-related technical assistance	250
(4)    MATCHING NEEDS AND ASSISTANCE	251
(i)    National coordination mechanisms	251
(ii)   Monitoring and evaluation	252
(5)    OUTLOOK FOR AID FOR TRADE	252
REFERENCES	253
APPENDIX TABLES	255

**CHARTS**

	<i>Page</i>
I. ECONOMIC ENVIRONMENT	
I.1 Structure of merchandise trade, 2003-2006	181
I.2 Destination of merchandise trade, 2003-2007	182
IV. TRADE POLICIES AND PRACTICES BY SECTOR	
IV.1 Tourists in Burkina Faso, 2003-2006	240

**TABLES**

I. ECONOMIC ENVIRONMENT	
I.1 Basic economic indicators, 2003-2009	176
I.2 Balance of payments, 2003-2008	178
II. TRADE AND INVESTMENT REGIMES	
II.1 Balance of payments, 2003-2008	184
III. TRADE POLICIES AND PRACTICES BY MEASURE	
III.1 Authorizations to exercise the profession of trader, 2005-2009	193
III.2 Inspections at destination, 2008-2009	196
III.3 Reference values, 2008	196
III.4 Taxes on trade and international transactions, 2004-2009	198
III.5 Absolute prohibitions, 2009	201
III.6 SPS regulatory framework	203
III.7 Products subject to SPS controls before being placed on the market	205
III.8 Marking and labelling requirements	206
III.9 Status of the privatization programme, 2002-2009	210
III.10 Public contracts by award procedure, 2007-2009	212
III.11 Applications received by the DNPI and transmitted to the OAPI, 2005-2009	213
IV. TRADE POLICIES AND PRACTICES BY SECTOR	
IV.1 Crop production, 2000/2001 to 2009/2010	216
IV.2 Imports of agrifood products, 2000 and 2007	216
IV.3 Exports of agricultural products, 2000 and 2007	217
IV.4 Cotton production, 1999-2009	220
IV.5 Activity indicators for SONABEL, 2005-2008	229
IV.6 Current large scale investment in electrical infrastructure, 2010	230
IV.7 Activity indicators for Ouagadougou and Bobo-Dioulasso airports, 2004-2009	236
IV.8 Recent legislation concerning tourism in Burkina Faso	240
IV.9 Sectoral distribution of loans, 2005-2008	242
IV.10 Main insurers, 2009	243

	<i>Page</i>
V. AID FOR TRADE	
V.1 Aid for Trade priorities, 2010	246
V.2 Aid for Trade flows: CRS auxiliary data	249
V.3 Review of the activities of the principal donors in terms of Aid for Trade	250

**APPENDIX TABLES**

I. ECONOMIC ENVIRONMENT	
AI.1 Structure of imports, 2001-2006	257
AI.2 Structure of exports, 2001-2006	258
AI.3 Origin of imports, 2003-2007	259
AI.4 Destination of exports, 2003-2007	260

---

## I. ECONOMIC ENVIRONMENT

### (1) MAIN FEATURES

1. The economy of Burkina Faso continues to be largely based on agriculture (crop and livestock farming) and, overall, performance remains heavily dependent on weather factors and the world price of cotton, still the main cash crop. However, mining and quarrying have recently entered a phase of vigorous expansion (Table I.1). At the same time, the systemic risks linked with the excessive exposure of the financial sector to the cotton market are by no means negligible.<sup>1</sup> The vulnerability of Burkina Faso's economy to external shocks is further exacerbated by its overdependence on hydrocarbons as its principal source of energy. In fact, domestic electricity is mostly (80.5 per cent) thermally generated. Moreover, Burkina Faso remains a net importer of electricity from the neighbouring countries.<sup>2</sup>

2. In 2009, the population of Burkina Faso was estimated at nearly 15.4 million, of whom more than 75 per cent were living in rural areas. Migration to urban centres (the capital Ouagadougou and Bobo-Dioulasso) continued during the period 2003-2008, but without accelerating to any significant degree. Crop and livestock farming and related activities, which accounted for nearly 29 per cent of GDP in 2009, remain the principal source of employment and continue to have a multiplier effect on all of Burkina Faso's economic activity. Business services made moderate but sustained progress in terms of their contribution to GDP (Table I.1), whereas the shares of manufacturing and construction declined during the period under review. The data concerning the sectoral breakdown of GDP are only estimates because of the importance of the informal sector.

3. The development of economic activity is still being impeded by the difficulties encountered by the financial sector in mobilizing long-term resources, the donors remaining the principal source of this type of financing. Since the last review of Burkina Faso's trade policy, gross domestic savings have steadily declined, thereby accentuating the dependence on current transfers from abroad. As a "least developed country" (LDC), Burkina Faso has received external support in the form of debt cancellations, including under the Multilateral Debt Relief Initiative, which have freed up substantial internal resources for financing public works and social programmes. According to BCEAO data, total cancellations amounted to CFAF 832 billion in 2006<sup>3</sup>; thus, outstanding external debt as a ratio of GDP fell from 40.9 per cent in 2005 to 19.4 per cent in 2006.

4. Despite an ambitious social programme, Burkina Faso has made only modest progress in fighting poverty, and social services coverage is still limited. The National Institute of Statistics and Demography estimates that the poverty rate was 46.4 per cent in 2003; more recent data are not available. Although they have risen since 2003, the literacy rates for children and adults remain at relatively low levels, the figures for 2007 being 39.3 per cent and 28.7 per cent, respectively. The HIV/AIDS prevalence rate fell from 1.9 per cent in 2003 to 1.6 per cent in 2007.<sup>4</sup>

---

<sup>1</sup> African Economic Outlook, online information, "Burkina Faso, Macroeconomic Policy". Viewed at: <http://www.africaneconomicoutlook.org/en/countries/west-africa/burkina-faso/>.

<sup>2</sup> BCEAO (2007).

<sup>3</sup> *Idem*.

<sup>4</sup> World Bank Group, online information. Viewed at: <http://ddp-ext.worldbank.org/ext/DDPQQ/member.do?method=getMembers&userid=1&queryId=6>.





	2003	2004	2005	2006	2007	2008 <sup>a</sup>	2009 <sup>b</sup>
<b>Exchange rates</b>							
CFAF/US dollar (annual average)	581.2	528.3	527.5	522.9	479.3	447.8	472.2
Real effective exchange rate (end of period, % variation) <sup>c</sup>	..	-0.5	2.9	0.2	-0.6	7.0	..
<b>Public finances</b>							
Percentage of GDP							
Revenue and grants	17.8	18.1	17.3	17.7	20.0	17.1	19.5
Current revenue	12.4	13.5	12.7	12.4	13.5	13.1	13.7
Tax revenue	11.1	12.5	11.7	11.4	12.5	12.1	12.6
Total expenditure and net lending	20.8	22.6	22.3	23.3	25.7	21.5	23.1
Total current expenditure	10.5	11.1	11.5	12.2	13.8	12.3	12.4
Capital expenditure	9.4	11.7	11.2	11.5	11.8	8.8	10.9
Net loans	1.0	-0.2	-0.5	-0.5	0.0	0.3	-0.1
Overall fiscal balance (grants excluded)	-8.5	-9.1	-9.6	-10.9	-12.1	-8.3	-9.4
Overall fiscal balance (grants included)	-3.0	-4.5	-5.0	-5.6	-5.7	-4.4	-3.7
Balance, cash basis	-3.6	-4.3	-4.1	-4.4	-5.2	-3.8	-2.5
Financing	3.6	4.3	4.1	4.4	5.2	3.8	2.5
Domestic financing	0.2	-0.3	-0.6	-22.0	2.4	1.1	-0.3
External financing	3.4	4.6	4.7	26.4	2.9	2.8	2.8

.. Not available.

a Estimates.

b Projections.

c A minus sign (-) indicates depreciation.

*Source:* Burkina Faso, Ministry of the Economy and Finance, National Institute of Statistics and Demography, national accounts, 1999 to 2005: final accounts, 2009. Viewed at: <http://www.insd.bf/>; Burkina Faso, National Statistics Council. Viewed at: <http://www.cns.bf/>; WAEMU, *Rapport de surveillance multilatérale*, December 2009; BCEAO, Annual Report 2008. Viewed at: <http://www.bceao.int/>; and IMF, Country Reports, various editions. Viewed at: <http://www.imf.org>.

## (2) RECENT ECONOMIC TRENDS

5. Burkina Faso's economy has proved resistant to the external shocks which marked the period under review (soaring prices of oil and staple food products, global financial crisis, appreciation of the CFA franc as a result of its being pegged to the euro). Real GDP managed to maintain, with some fluctuations, positive growth rates, while fiscal revenue remained stable at 12 per cent of GDP (joint report, Table I.1), despite various tax concessions designed to soften the impact of external turbulence. However, the average fiscal burden still falls short of the target set within WAEMU, namely, 17 per cent (at least).

6. As regards the share of uses of GDP (Table I.1), the moderate trend in end consumption contrasts with that of investment. The share of household consumption has fluctuated within a relatively narrow band, whereas that of public consumption has fallen back slightly since 2008, reflecting the government's efforts to control current expenditure. Total investment (public and private) rose from 18.2 per cent of GDP in 2003 to about 23 per cent in 2009. The private component of Gross Fixed Capital Formation (GFCF) was accounted for by investment in mining and quarrying, mobile telephony and financial services. Despite a certain retreat from the levels recorded in 2004-2005, public GFCF should maintain its dynamism thanks to the continuation of large-scale construction and basic infrastructure improvement projects.

7. Inflation has been generally moderate with only two isolated surges in 2005 and 2008, associated mainly with poor harvests and peaks in the price of oil. Almost zero (-0.3 per cent) in 2007, inflation reached 10.7 per cent in 2008, despite exceptional countermeasures, such as fiscal

concessions, the sale of cereals at subsidized prices and the freezing of hydrocarbons prices at their January 2008 level. In fact, the Government suspended the collection of customs duties and VAT on certain mass market products, imported and/or domestically produced, for a period of six months.<sup>5</sup> The loss of revenue occasioned by these exemptions is estimated at about CFAF 5.3 billion (0.14 per cent of GDP).<sup>6</sup> Judged to be ineffective, these fiscal measures were replaced by measures to support agricultural production, including subsidies for the purchase of fertilizer and seed. In marketing years 2008/2009 and 2009/2010, the total cost of these subsidies amounted to CFAF 8.3 and 12.1 billion (0.22 per cent and 0.31 per cent of GDP), respectively. Starting from the second half of 2009, the substantial increase in the supply of food products and the fall in the price of oil led to a reduction in the inflationary pressures on the domestic market. Thus, Burkina Faso recorded an annual inflation rate of 2.8 per cent, which meets the WAEMU criteria.

8. Burkina Faso posted only budget deficits (grants included) during the period 2003-2009. The deficit steadily increased to reach 5.7 per cent of GDP in 2007 before falling back in 2008. Development aid financed 48.2 per cent of public investment between 2003 and 2009, or 43.2 per cent of the State's total current expenditure. Burkina Faso has kept the ratio of total public debt to GDP well below the WAEMU threshold of 70 per cent (joint report, Table I.1); despite a considerable reduction due to cancellations, external debt accounted for more than 80 per cent of total debt. The ratio of external debt servicing to exports of goods and services maintained its downward trend, falling from 29.4 per cent to 4.3 per cent during the period 2003-2009.

9. The current account deficit rose to 11.7 per cent of GDP in 2005 before falling back to 9.4 per cent in 2008 (Table I.2). This trend reflects the worsening of the trade deficit (goods and services), which was not wholly offset by current transfers, despite the increase in gold exports. Total imports doubled in value between 2003 and 2008 in the face of a sustained demand for capital goods and the rise in world oil and food prices.

**Table I.2**  
**Balance of payments, 2003-2008**  
(US\$ million)

	2003	2004	2005	2006	2007	2008 <sup>a</sup>
Current balance	-367.2	-531.0	-634.3	-553.3	-563.8	-763.5
Goods balance	-364.8	-463.2	-556.3	-486.6	-603.0	-743.9
Exports (f.o.b)	320.5	486.9	468.4	588.4	617.8	687.1
Cotton	206.3	308.9	281.2	383.6	342.0	229.6
Gold	8.8	13.3	18.0	18.9	33.6	..
Imports (f.o.b)	685.4	950.1	1,024.7	1,075.0	1,220.8	1,431.0
Services, net	-187.4	-228.4	-292.1	-319.4	-362.8	-425.4
Income, net	-25.7	-30.7	-20.6	-2.3	-2.3	-3.6
Current transfers, net	210.7	191.3	234.7	255.1	404.4	409.3
Private (net)	31.2	37.8	52.8	80.5	114.8	127.3
Public (net)	179.5	153.5	181.9	174.6	289.6	282.0
Capital and financial operations account	406.9	420.3	440.8	645.3	958.8	673.5
Capital account (net)	205.7	201.5	209.8	1565.8	293.2	194.1
Financial operations account	201.2	218.7	231.0	-920.4	665.6	479.4
Direct investment	27.2	23.3	34.3	32.5	342.8	81.5
Portfolio investment	1.4	-0.2	-2.1	-1.0	7.5	9.2
Other investment	172.6	195.5	198.7	-952.0	315.3	388.8
Errors and omissions	-4.8	2.9	-3.2	2.7	-2.5	0.0

<sup>5</sup> The locally manufactured products affected by the temporary suspension of VAT were edible oils, pasta and soap.

<sup>6</sup> WAEMU (2009).

	2003	2004	2005	2006	2007	2008 <sup>a</sup>
Overall balance	34.9	-107.9	-196.6	94.8	392.5	-90.0
External assets and commitments	-34.9	107.9	196.6	-94.8	-392.5	90.0
Monetary authorities	-63.5	116.1	129.4	72.4	..	..
Banks	28.6	8.2	67.2	-22.4	..	..
<b>Memorandum (%)</b>						
Goods balance/GDP	-8.4	-9.2	-10.3	-8.4	-8.9	-9.1
Current balance/GDP	-8.5	-10.6	-11.7	-9.6	-8.3	-9.4
Overall balance/GDP	0.8	-2.1	-3.6	1.6	5.8	-1.1

.. Not available.

a Estimates.

Source: BCEAO, Annual Report 2008. Viewed at: <http://www.bceao.int/>; Ministry of the Economy and Finance, National Institute of Statistics and Demography, Statistical Yearbook 2008. Viewed at: <http://www.insd.bf/#>.

### (3) TRENDS IN TRADE AND INVESTMENT

#### (i) Trade in goods and services

10. The structure of Burkina Faso's trade has not significantly changed since 2003 (Tables AI.1 and AI.2 and Chart I.1). The main imports are food products (particularly rice), fuel, materials and equipment, vehicles, cement, medicines, and fertilizer. The surge in oil and food prices on the international markets between 2006 and 2008 appears to have affected their respective contributions to the total value of imports. Burkina Faso's imports have an important community dimension: apart from a decline in 2006, imports from the other ECOWAS member States accounted for more than 50 per cent of total value over the period 2003-2007, while WAEMU's share amounted to more than 42 per cent. The European Union, and in particular France, is still the main source of non-community merchandise imports, followed by China, India and the United States (Table AI.3 and Chart I.2.).

11. Cotton remains Burkina Faso's chief export, accounting for 73.6 per cent of the total in 2006 as compared with 59.5 per cent in 2001. However, income from cotton sales continues to depend heavily on fluctuations in the world price and weather factors, which largely determine the results of each harvest. Exports of live animals, which accounted for 7.5 per cent of total income in 2001, have steadily declined. This trend appears to be due, in part, to the temporary fall in exports to the neighbouring country of Côte d'Ivoire due to the political instability there. Exports of manufactured products of Burkina Faso origin remain marginal. According to the available statistics, Burkina Faso exports its goods mainly to Togo, Ghana and Côte d'Ivoire. Intra-WAEMU exports amounted to 66.5 per cent of the total over the period 2003-2007; the corresponding figure for ECOWAS was around 83.3 per cent. France and Switzerland are still the main non-community destinations for products of Burkina Faso origin (Table AI.4 and Chart I.2.).

#### (ii) Foreign direct investment

12. Burkina Faso has experienced an increase in flows of foreign direct investment (FDI) since 2003, with a sharp peak in 2007 due to the privatization of Onatel and the end of its monopoly on certain communications services, in particular international calls, telex and telegraphy (Table I.2). The opening up of the subsector to competition has attracted two private operators (Celtel and Telecel), which have invested substantial resources as well. There has also been foreign investment in cotton and mining companies.

13. In principle, FDI should continue to increase, despite the global financial crisis, thanks to the opportunities currently available in Burkina Faso for investment in mining and privatization projects. However, their heavy concentration in a limited number of subsectors with a high potential for growth could signify the need for further improvements in the business environment.

#### **(4) OUTLOOK**

14. Notwithstanding the progress made with macroeconomic stabilization and structural reform, the economy is still in a fragile state. Its performance mainly depends on cotton-growing, transfers from Burkina nationals abroad and aid from development partners and remains at risk from climatic hazards and external shocks, especially fluctuations in the prices of raw materials on world markets. Moreover, the high cost of inputs and energy supply problems, resulting in sudden power cuts, remain an obstacle to the country's industrialization.

15. Despite the relaxation of inflationary pressures observed in 2009, the recent decline in external demand could, if prolonged, exacerbate the slowdown in real economic growth, in particular by weakening the state of the public finances. Any sustained deterioration in the world price of cotton might force the State to intervene as the guarantor of last resort for the loans obtained by the subsector from domestic banks, as the amounts outstanding are still high. In the absence of further cancellations of external debt or a substantial improvement in revenue through the expansion of the tax base and privatizations, Burkina Faso may need to impose drastic budgetary restrictions to prevent a return to unsustainable indebtedness.

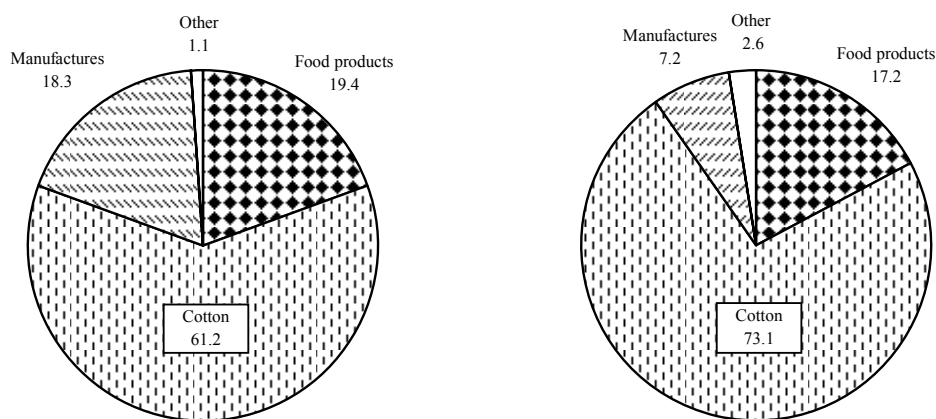
16. Burkina Faso's multiannual programme for 2010-2014, drawn up within the WAEMU multilateral supervision framework, envisages an average economic growth rate of 5.5 per cent over the period, together with improved tax collection and tight control of current expenditure. However, as a result of external borrowing, public debt may well increase substantially (by an average of 10.2 per cent per year, i.e. faster than the anticipated growth in GDP).

**Chart I.1**  
**Structure of merchandise trade, 2002-2006**

Percentages

2002 2006

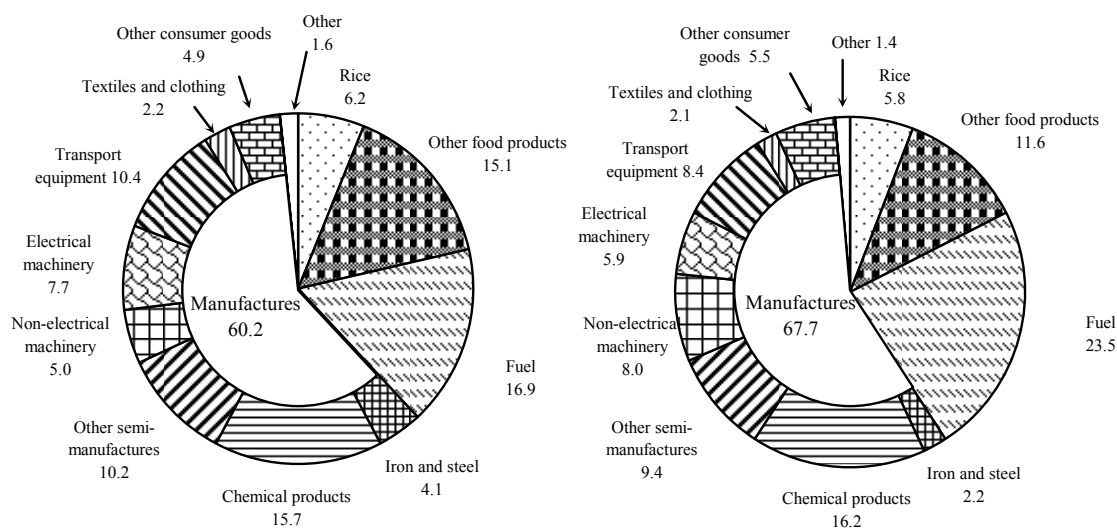
**(a) Exports (f.o.b.)**



**Total: US\$245.1 million**

**Total: US\$588.4 million**

**(b) Imports (c.i.f.)**



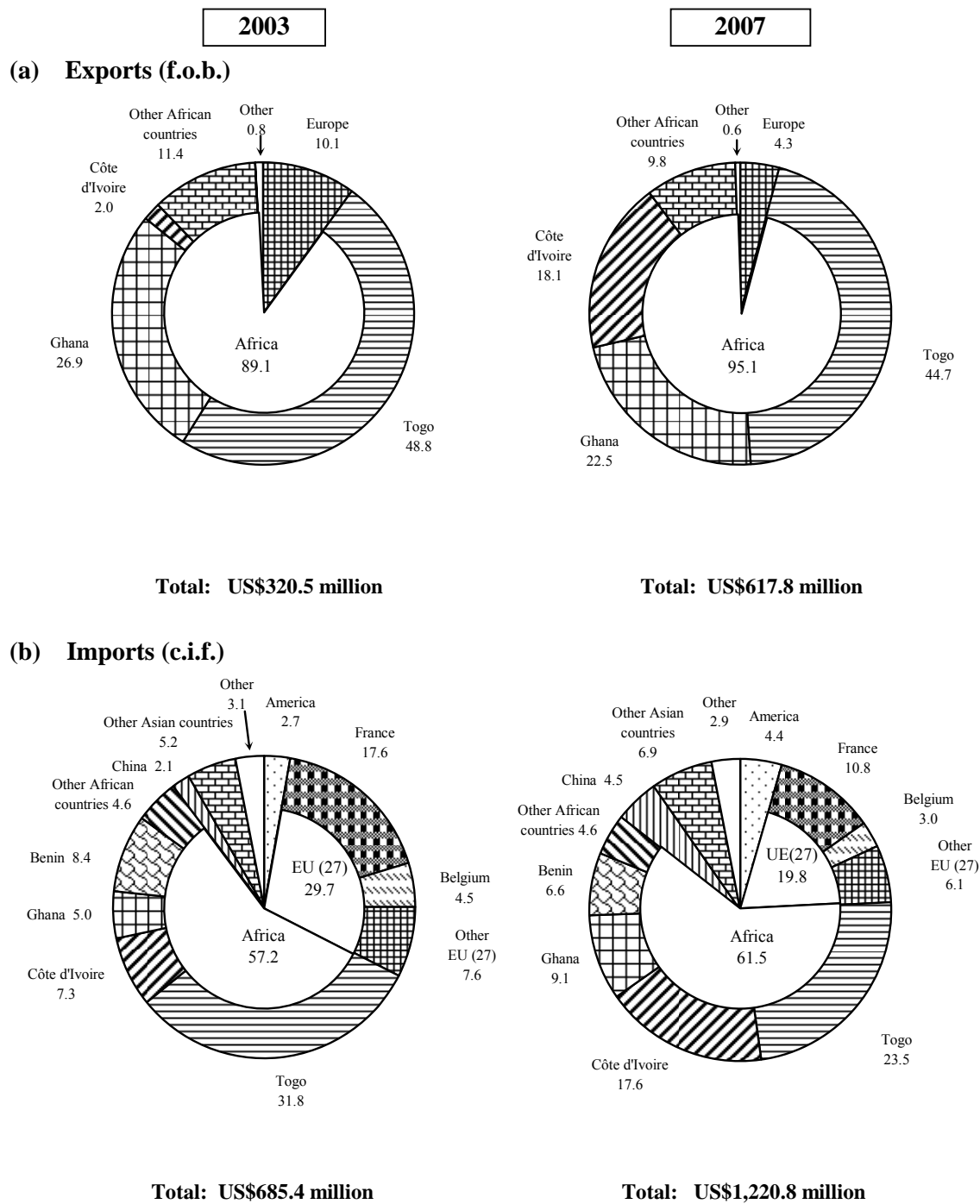
**Total: US\$547.7 million**

**Total: US\$1,075.0 million**

Source : WTO Secretariat calculations, based on WAEMU data.

### Chart I.2 Destination of merchandise trade, 2003-2007

Percentages



Source : WTO Secretariat estimates based on data provided by the Burkina authorities.

## II. TRADE AND INVESTMENT REGIMES

17. Since the first review of its trade policy in 2004, Burkina Faso has improved its institutional and regulatory framework. A reform of the Investment Code, due to take place in 2004, materialized in 2010. Most government institutions have a regularly updated website. A framework for regular consultation with the private sector and civil society helps to facilitate trade.

### (1) EXECUTIVE, LEGISLATURE AND JUDICIARY

18. Under the 1991 Constitution, as amended in 1997, 2000 and 2002<sup>7</sup>, the President of Burkina Faso is the Head of State; he is elected by universal suffrage for a once-renewable five-year term (Article 37). The current President has been in office since 1987 and the next presidential elections are due to take place on 21 November 2010. Legislative texts are published in the *Official Journal*; some are available on line at: <http://www.legiburkina.bf>.

19. The President of the Republic appoints the Prime Minister and the other members of the Government, at the Prime Minister's proposal. The ministries and agencies involved in formulating trade policy, as of May 2010, are listed in Table II.1.

20. Since the 2002 constitutional amendment, the Chamber of Representatives (which had a consultative role) has been abolished and Parliament has consisted of a single chamber, the National Assembly with 111 deputies, which exercises legislative power: it examines and votes on draft laws introduced by the Government or deputies, including the Finance Law. The next legislative elections are scheduled for May 2012.

21. The constitutional amendment adopted in the year 2000 split up the Supreme Court, which initially consisted of four Chambers (Administrative, Constitutional, Judicial, and Audit). Judicial power is entrusted to four entities: the Court of Cassation, the Council of State, the Court of Audit and the Constitutional Council. Judicial power is exercised by the judges; the Constitution enshrines the principle of independence of the judiciary, although the Supreme Council of Justice is presided over by the Head of State.

22. International trade agreements and treaties covered by Title XIII of the Constitution are signed by the President of the Republic (or by the competent ministers to whom he has delegated his authority) and ratified by the National Assembly. Ratified treaties and agreements (for example, the WTO Agreement), once published in the *Official Journal*, take precedence over laws, "subject, in the case of each agreement or treaty, to its application by the other party". Such acts are immediately applicable as State law in Burkina Faso and enforceable *ipso jure*, but only the approval of the treaty or agreement is the subject of law, not the transposition of its provisions. Thus, only the act of ratification of the WTO Agreement was published in the *Official Journal*, and not the text of the Agreement itself. Under this monist regime, the WTO Agreement can be directly cited in judicial proceedings, although this has never yet been the case.<sup>8</sup>

---

<sup>7</sup> The Constitution was adopted by referendum on 2 June 1991 and promulgated by Kiti (Law) No. AN-VIII-330/FP/PRES of 11 June 1991. This text has been amended three times by Law No. 002/97/ADP of 27 January 1997; Law No. 003-2000/AN of 11 April 2000; and Law No. 001-2002/AN of 22 January 2002. Viewed at: <http://www.presidence.bf/page.php?sid=8>.

<sup>8</sup> Ratification of the WTO Agreement was authorized by Law No. 13/95/ADP of 3 May 1995. Viewed at: <http://www.legiburkina.bf/jo/jo1996/no%5F06/loi%5Fadp%5F1995%5F00013.htm>.

**Table II.1**  
**Principal ministries and institutions concerned with trade and foreign investment, May 2010**

Ministries and other institutions	Internet address
Office of the Presidency of Burkina Faso	<a href="http://www.presidence.bf">http://www.presidence.bf</a>
Prime Minister	<a href="http://www.government.gov.bf/">http://www.government.gov.bf/</a>
Ministry of Foreign Affairs and Regional Cooperation	<a href="http://www.mae.gov.bf/">http://www.mae.gov.bf/</a>
Ministry of Agriculture, Water Resources and Fisheries	<a href="http://www.agriculture.gov.bf">http://www.agriculture.gov.bf</a>
Ministry of Trade, Enterprise Promotion and Crafts	<a href="http://www.commerce.gov.bf/SiteCommerce/index.jsp">http://www.commerce.gov.bf/SiteCommerce/index.jsp</a>
Single Windows Centre/Business Centre and Business Formalities Centre (CEFORE)	<a href="http://www.me.bf/">http://www.me.bf/</a>
Chamber of Commerce, Industry and Crafts of Burkina Faso	<a href="http://www.ccia.bf/IMG/pdf/lettre_dev_sector_privie.pdf">http://www.ccia.bf/IMG/pdf/lettre_dev_sector_privie.pdf</a>
Burkina Shippers' Council (CBC)	<a href="http://www.cbfaso.bf/">http://www.cbfaso.bf/</a>
National Foreign Trade Bureau (ONAC)	<a href="http://www.tradepoint.bf/">http://www.tradepoint.bf/</a>
Agency for the Promotion of Foreign Investment (API)	Under construction
Ministry of Culture, Tourism and Communication, Government spokesman	<a href="http://www.culture.gov.bf/">http://www.culture.gov.bf/</a>
Ministry of the Economy and Finance	<a href="http://www.finances.gov.bf/">http://www.finances.gov.bf/</a>
Directorate-General of Customs	<a href="http://www.douanes.bf/">http://www.douanes.bf/</a>
National Investment Promotion Agency (ANPI)	Under construction
Ministry of Justice	<a href="http://www.justice.gov.bf/">http://www.justice.gov.bf/</a>
Ministry of Mining, Quarrying and Energy	<a href="http://www.mines.gov.bf/SiteMines/index.jsp">http://www.mines.gov.bf/SiteMines/index.jsp</a>
Ministry of Postal Services and Information Communications Technology	<a href="http://www.mptic.gov.bf/">http://www.mptic.gov.bf/</a>
Ministry of Animal Resources	<a href="http://www.mra.gov.bf/SiteMra/index.jsp">http://www.mra.gov.bf/SiteMra/index.jsp</a>
Ministry of Transport	<a href="http://www.mith.gov.bf/">http://www.mith.gov.bf/</a> (non-functional)
Ministry of Health	<a href="http://www.sante.gov.bf/SiteSante/index.jsp">http://www.sante.gov.bf/SiteSante/index.jsp</a>
National Institute of Statistics and Demography	<a href="http://www.insd.bf">http://www.insd.bf</a>
Economic and Social Council	<a href="http://www.ces.gov.bf/SiteCes/index.jsp">http://www.ces.gov.bf/SiteCes/index.jsp</a>

Source: Office of the President of Burkina Faso. Viewed at: <http://www.presidence.bf>.

23. The Government may request the National Assembly for authorization to adopt, by ordinance and for a limited period, measures that are normally within the domain of the law. Ordinances are issued by the Council of Ministers after consulting the Constitutional Council; they lapse unless subsequently ratified. Decrees are issued under an existing law. The President may also submit to a popular referendum any draft law concerning a matter of national interest. The Economic and Social Council (CES) advises on the draft laws, ordinances and decrees submitted to it and on any problem of an economic or social nature.<sup>9</sup>

24. The adoption by Burkina Faso of the seven uniform acts of the Organization for the Harmonisation of Business Law in Africa (OHADA) has made possible the almost complete renewal of its commercial legislation since 1998.<sup>10</sup> The first commercial court was established in Ouagadougou in December 2009, to deal with disputes between traders, lending institutions and commercial companies under Articles 3 and 4 of the OHADA Uniform Act relating to General Commercial Law.<sup>11</sup>

<sup>9</sup> CES online information. Viewed at: <http://www.ces.gov.bf/>.

<sup>10</sup> OHADA online information. Viewed at: <http://www.ohada.com>.

<sup>11</sup> Law No. 022-2009/AN of 12 May 2009 on the establishment, organization and functioning of commercial courts in Burkina Faso.



---

---

**(2) TRADE POLICY FRAMEWORK****(i) Institutional framework**

25. The Ministry of Trade, Enterprise Promotion and Crafts is responsible for the formulation, evaluation and implementation of industrial, investment, crafts and trade policy. It currently handles matters relating to the WTO and the trade chapter of ACP/EU relations. The Directorate-General of Trade (DGC) has the task of implementing the Ministry's policy on trade, prices and competition. The Directorate-General of Industrial Development (DGDI) is in charge of implementing the Ministry's industrial and investment promotion policy, while the Inspectorate-General for Economic Affairs (IGAE) is responsible for compliance with the regulations on compulsory standards. The Ministry responsible for trade also houses the National Competition and Consumption Commission (CNCC), an autonomous structure, the National Directorate of Industrial Property (DNPI), and the Directorate-General of Crafts. The DGC interfaces with the technical and financial partners (TFPs), in particular in the context of Aid for Trade (Chapter V).

26. Under the authority of the Minister responsible for trade, the National Unit for Monitoring and Coordinating the Implementation of the WTO Agreements (CNS/OMC) is responsible for optimizing Burkina Faso's participation in the international trading system; it combines in a single committee the public services responsible for trade matters, the private sector, civil society (producers associations, trade unions), and academic circles. This body has also been used for negotiating economic partnership agreements (EPAs). Where the Enhanced Integrated Framework (EIF) is concerned (Chapter V), there is a Steering Committee, set up in January 2009 and chaired by the Minister responsible for trade. A National Implementation Unit was in process of being set up in February 2010.

27. The objective of the National Foreign Trade Bureau (ONAC), which is also under the administrative authority of the Ministry responsible for trade, is to promote Burkina Faso's trade, particularly its exports. ONAC may also carry out specific foreign-trade marketing surveys; prospect markets; train professionals and others in the rules and practices of international trade; provide exporters and importers with technical assistance in carrying out their commercial transactions; and initiate or facilitate promotional commercial activities.<sup>12</sup> The National Export Promotion Strategy (SNE), in process of adoption, provides for the restructuring of ONAC's institutional apparatus with a view to making it more effective by adapting its activities to the evolution of the local and international environment. The Burkina Shippers' Council (CBC), an administrative public institution, is another body that provides support for importers and exporters in the area of freight transport by sea, land, rail or air (Chapter IV).<sup>13</sup>

28. The Chamber of Commerce and Industry of Burkina Faso (CCI-BF), a private body, is, together with the Business Centre, one of the main organizations authorized to represent the private sector in trade matters. It sells forms to traders and issues activity certificates and certificates of origin.<sup>14</sup> To facilitate trade, it also provides economic infrastructure such as reception and transit space, storage facilities in the ports of seaboard countries, bonded warehousing, etc. The Business Centre was established in 2002 with the support of the World Bank to assist with enterprise creation and improve the business environment. The Business Centre brings together all the institutions that assist with enterprise creation, including the Business Formalities Centres (CEFOREs), which, according to the authorities, make it possible to complete the start-up formalities in, on average,

---

<sup>12</sup> ONAC online information. Viewed at: <http://www.tradepoint.bf>.

<sup>13</sup> CBC online information. Viewed at: <http://www.cbcbf.bf>.

<sup>14</sup> CCI-BF online information. Viewed at: [www.http://www.ccia.bf](http://www.ccia.bf).

five working days, as compared with an average of 35 days before they were set up in 2002. There were six CEFORes in operation in March 2010. The Business Centre also houses the Single Windows Centre (CGU), which specializes in international trade and investment formalities (see below).

29. The Ministry of the Economy and Finance also plays an important part in trade policy affairs. The Directorate-General of Customs comes under its authority and it administers public contracts. Its representative participates in Franc Zone, WAMU and WAEMU ministerial meetings. This Ministry is also responsible for the financial chapter of ACP/EU relations and Aid for Trade programmes.

30. In order to improve and secure the business environment, various structures have been set up to combat corruption and fraud, including the Supreme State Audit Authority. In the private sector, the National Anti-Corruption Network (Ren-lac) has been working to improve business ethics and transparency since 1997 and conducts anti-corruption awareness-raising campaigns, receives and investigates the complaints of victims of corruption, and ensures that the State takes measures to combat corruption in national and international commercial transactions. Its activities are mainly financed by the donors.<sup>15</sup>

### **(ii) Broad outlines of trade policy**

31. Burkina Faso, which is also a founding member of the African Union, has firmly rooted its trade policy in the principles of regional integration set out in the texts of the West African Economic and Monetary Union (WAEMU) and the Economic Community of West African States (ECOWAS) (joint report, Chapter II). Within their respective internal markets, both WAEMU and ECOWAS aim to establish the free movement of goods, although this objective has not yet been achieved (joint report, Chapters III and IV). With regard to the multilateral negotiations under the Doha Agenda, the WAEMU member States have taken common positions on numerous issues, in particular on the cotton subsidies provided by certain WTO Members (joint report, Chapter IV). Likewise, it is within ECOWAS and WAEMU that Burkina Faso participates in the ongoing negotiations for an EPA with the European Union.

32. The overall objective of Burkina Faso's trade policy is to create an environment conducive to the development of exports, imports and investment to enable it to achieve its economic growth and poverty reduction objectives. One of its priorities is to secure its exports within the WAEMU subregion. In sectoral terms, the priority exports include cotton; livestock, meat, and hides and skins; shea nuts, sesame and mangoes; arts and crafts; and tourism.

33. To define the measures that need to be taken to develop its international trade and ensure that they are effectively incorporated in its national development plans, Burkina Faso participates in the Enhanced Integrated Framework process.<sup>16</sup> However, the implementation of these measures is being hindered by a lack of financial resources. The Aid for Trade programme (Chapter V) could make a contribution to the funding.

### **(3) CONSULTATION BETWEEN THE GOVERNMENT AND THE PRIVATE SECTOR**

34. A government-private sector meeting has been held at Bobo-Dioulasso every year since 2001. Chaired by the Prime Minister, this meeting brings together all the parties involved in the promotion

---

<sup>15</sup> Ren-lac online information. Viewed at: <http://www.renlac.org>.

<sup>16</sup> Integrated Framework, online information. Viewed at: <http://www.integratedframework.org/countries/burkinafaso.htm>.

and development of the private sector. The Joint Technical Committee established within this framework in 2002 is responsible for studying and integrating the recommendations made at the meetings and prepares a report on their implementation. This Committee is composed of representatives of six key ministries, the Chamber of Commerce and four other trade organizations. The Supervisory Committee, also established in 2002, is composed of the Minister responsible for trade, who takes the chair, the Ministers responsible for finance and labour, the President of the Chamber of Commerce and the President of the Manufacturers' Trade Association. It monitors the activities of the Joint Technical Committee and decides on the action to be taken.

35. Between the first meeting held in May 2001 and the ninth on 28 September 2009, several topics were discussed. In 2006, for example, the topic was "the balance between the need to increase government revenue and the need to encourage investment through taxation"; the topic for 2009 was "What strategy for the promotion of the private sector in the current context of economic crisis?". The main results and initiatives arising out of this dialogue include the establishment of the Business Centre and the CEFORes; the setting up of a labour dispute settlement fund; a reduction in the number of security services checkpoints and patrols on the main highways; and the creation of the Presidential Investment Council and the commercial courts.

36. It appears that these reforms, listed in a recent Note from the Ministry responsible for trade<sup>17</sup>, have helped to bring about significant changes in the business climate. According to the World Bank's Doing Business Better programme, which measures the effect of the legislative and institutional reforms implemented by countries to improve the framework for doing business<sup>18</sup>, the rankings for 2009 and 2010 reveal a distinct improvement in the efficiency of the procedures for issuing building permits and registering property rights. These improvements enabled Burkina Faso to come sixth among the reforming countries in *Doing Business 2009* and to gain ground in the 2010 report, where it is ranked 147<sup>th</sup> out of 183 countries (163<sup>rd</sup> in 2007). It even managed to come first among the reforming countries in WAEMU. Overall, however, much still remains to be done. In particular, Burkina Faso still trails the rest of the world in cross-border trade, with a particularly large number of documents required for both exports and imports, times more than 22 per cent above the average for sub-Saharan Africa, and import and export costs 16 per cent higher than the sub-Saharan average.

#### (4) INVESTMENT REGIME

37. As noted by UNCTAD in 2009 in its review of Burkina Faso's investment policy, the sharp increase in FDI in the mining sector reflects not only the country's mineral potential but also the introduction of a regulatory framework that favours the development of FDI in the sector.<sup>19</sup> FDI has also made it possible to develop high-quality and regionally competitive mobile telephony and internet services, largely thanks to a new investment-friendly legislative framework. However, outside these two sectors, private investment is still very modest. According to the figures provided by the authorities, a total of 291 investment projects were approved under the Investment Code between 2004 and 2009 (six years), for a total investment of CFAF 1,589 billion (€2.42 billion) and 12,570 jobs were created, mainly in the region of the capital Ouagadougou.

38. In order to curb abuse of the incentives provided under the Code, the Government recently revised the legislative and institutional framework concerning private investment, by means of a

<sup>17</sup> Ministry of Trade, Enterprise Promotion and Crafts (2008).

<sup>18</sup> Doing Business, online information. Viewed at: <http://français.doingbusiness.org/exploreconomies/default.aspx?economyid=31>.

<sup>19</sup> UNCTAD (2009).

2010 amendment that replaces the tax exemptions with a system of tax credits in the form of a 50 per cent deduction of the investment from the taxable profit, or about 15 per cent of tax credit.

39. In general, a large proportion of the large-scale infrastructure investment, which the country badly needs to stimulate long-term economic growth and raise the standard of living of the population, is financed by external official aid. The challenge for the new Aid for Trade programme is to ensure that this aid is effectively channelled into public investment projects that actually help to promote trade (Chapter V).

**(i) The new legislative framework for investment**

40. The 1995 Investment Code provides for an ordinary law regime and approval regimes with preferential tax treatment.<sup>20</sup> The 2010 amendment to the Code is mainly concerned with the approval regimes: it aims to improve the raising of fiscal revenue and establish an incentive system conducive to increased investment.<sup>21</sup> The Code makes no distinction between domestic and foreign investors. The guarantees offered to investors include: the right to transfer capital and earnings therefrom; the right to dispose freely of their property and to organize their business as they think fit; freedom to hire and fire; free choice of suppliers and service providers; commercial freedom; free access to sources of raw materials; and the free movement within Burkina Faso of raw materials, consumables, finished and semi-finished products and spare parts. Foreign investors have the right to purchase agricultural and forest land (Article 9).

**(a) Excluded sectors**

41. The approval regime as amended covers all sectors apart from commercial and trading activities; exploring for and exploiting minerals subject to the mining code; banking and financial services; and telecommunications activities other than approved telephone companies (the latter are therefore eligible). The amendment does not affect Article 22, which restricts the services sectors eligible for preferential tax treatment to the following: health: hospitals, clinics and polyclinics; medical testing laboratories, veterinary clinics; technical education and vocational training; hotels and tourism; communication and cinema; sanitation; industrial maintenance; transport; and expert studies and services of an intellectual and/or technical nature. This "positive" approach could tend to discourage investment in non-included activities (for example, agriculture-related services). An alternative would be to define the excluded sectors clearly and precisely, the other sectors being eligible by default (so-called "negative" approach).

**(b) Access to preferential treatment**

42. The notions of "new enterprise" and "extension of an enterprise" are clarified in order better to define the scope of the enterprises eligible and thereby avoid certain abuses due to a broad interpretation of the provisions of the Code. Thus, the extension of an enterprise requires a 30 per cent increase in the means of production, or the additional investment of at least one hundred million CFA francs, or the manufacturing of new products. In general, the concessions granted continue to

---

<sup>20</sup> Law No. 62/95 ADP of 14 December 1995, last amended by Law No. 027/99/AN of 17 April 1997. Viewed at: [http://www.douanes.bf/investisseurs/invest/code\\_des\\_investments\\_bf.pdf](http://www.douanes.bf/investisseurs/invest/code_des_investments_bf.pdf), and implementing Decree No. 2000/099/PRES/PM/MCIA/MEF of 23 March 2000. Viewed at: <http://www.douanes.bf/investisseurs/invest/present.htm>.

<sup>21</sup> Law No. 007-2010/AN of 29 January 2010 amending Law No. 62-95/ADP of 4 December 1995 on the Investment Code; all amending provisions were promulgated by Decree No. 2010-111/PRES of 18 March 2010.

depend on the amount invested, the number of jobs created for Burkina nationals, and the export volume. A minimum value added of 25 per cent of turnover is still required to qualify for approval regimes.<sup>22</sup>

(c) Changes in tax incentives

43. The concessions granted continue to differ according to whether the promoter is in the investment or the operational phase. In the investment phase, the incentives have been simplified; they now concern only VAT (instead of all internal taxes) and customs duties. They give entitlement to exemptions from VAT, internal and at entry, and from customs duties at the single rate of 5 per cent on purchases of production equipment, including the first set of spare parts. Enterprises are no longer obliged to use at least 50 per cent of local raw materials (former Article 28). The reduced duty rate still does not extend to office equipment, computer equipment, air-conditioning appliances or fuel.

44. In the operational phase, the incentives are divided up among four regimes depending on the amount invested and the number of jobs created. Regime A requires an investment of between CFAF 100 and 500 million and the creation of 30 jobs. The concessions granted must make it possible to realize a return on the investment but without blocking out the contribution to fiscal revenue. Where profits tax is concerned (normal rate in 2010: 27.5 per cent), net losses may be carried over, successively up to the second year after the end of the carry-overs for which ordinary law provides; and part of the investment may be deducted over five years from the amount of taxable profit, up to a maximum of 50 per cent of the taxable profit. The concessions also include exemption from the proportional charge of the business tax and total exemption for five years from the Employers' and Apprenticeship Tax (TPA, at 3 per cent of the value of the wages).

45. Regimes B and C are essentially the same, but require greater investment and recruitment, in exchange for longer periods of exemption. For agriculture, livestock breeding and fishing, the minimum investment sum and the number of jobs are each reduced by 75 per cent, the duration of the concessions is increased by three years and exemption from transfer duties is granted, in the same way as for enterprises that invest anywhere outside a radius of 50 kilometres around Ouagadougou or Bobo-Dioulasso.

46. There has been a reduction in the duration and extent of the exemptions granted to enterprises at least 80 per cent of whose output is exported. According to new Article 6, Regime D applies to enterprises whose investment is equal to at least CFAF 1 billion (exclusive of taxes and working capital) and involves the creation of at least 30 permanent jobs and whose output is at least 80 per cent for export. It permits (like regime C, but with a smaller investment) losses to be carried over successively up to the fourth year beyond the term specified by ordinary law, and deduction of the investment from the taxable profit for seven years, up to a maximum of 50 per cent of the taxable profit. The exemptions from business tax and the TPA are also for seven years. Moreover, these enterprises are still authorized to sell up to 20 per cent of their production on the domestic market, subject to the payment of import duties.

(d) Prior authorization procedure

47. The procedure for authorization prior to investment remains the same (Article 8). In May 2010, the formalities for obtaining authorization to engage in activities and approval under the

---

<sup>22</sup> Implementing Decree No. 2000/099/PRES/PM/MCIA/MEF of 23 March 2000. Viewed at: <http://www.douanes.bf/investisseurs/invest/present.htm>.

Code had not yet been amended, following upon the creation of the National Investment Promotion Agency (ANPI). According to the provisions of the Code, any industrial investment requires prior authorization from the National Investment Commission (CNI), which decides on eligibility for the concessions in the Investment Code; there is no appeals procedure if approval is refused.<sup>23</sup>

**(ii) Institutional framework**

48. By 2009, the reform of investment announced in 2004 was still not being fully implemented; the bodies responsible for promoting investment were little known and there was no website dedicated to investment in Burkina Faso. Since 2009, the country has had a National Investment Promotion Agency (ANPI) and a Presidential Investment Council (CPI).<sup>24</sup> The role of the CPI is to organize the discussion of issues relating to the promotion and development of private, public, domestic and foreign investment and the improvement of the business climate and to make recommendations. It has 30 members appointed by the President of Burkina Faso for a renewable two-year term. The CPI held its first meeting in November 2009.

49. The ANPI began operating in 2009, replacing the Support Programme for Small and Medium-Sized Enterprises (PAPME) and taking over some of its personnel, together with its fixed assets, its portfolio, freed of bad and doubtful debts, and its liquid resources.<sup>25</sup> The mission of the ANPI is to promote small and medium-sized enterprises through innovative financial products, the provision of management consultancy services, and the promotion and facilitation of FDI. The ANPI coordinates the promotion activities of the existing entities, such as BUMIGEB, the CCI, the Business Centre and ONAC.

50. The ANPI is a public institution with legal personality and autonomy of management. It is intended that the ANPI should also have a single window function that brings together and merges the functions currently performed by CEFORE and the CGU; the single window would be accessible to both domestic and foreign investors. Moreover, there is now a single window for issuing urban property titles.

51. The Code includes a procedure for arbitrating disputes between investors; the parties can also appeal to the domestic courts. Since 1966 Burkina Faso has been a contracting party to the International Centre for Settlement of Investment Disputes (ICSID).<sup>26</sup> Burkina Faso has concluded a dozen bilateral agreements relating to investment, seven of which are listed by ICSID.<sup>27</sup> Burkina Faso signed a double taxation agreement with France in June 1971.

52. Burkina Faso has been a member of the Treaty establishing the Multilateral Investment Guarantee Agency (MIGA) since 1996.<sup>28</sup> Four projects in Burkina Faso are listed in the MIGA database. For example, MIGA has issued guarantees worth US\$6.1 million to the French company Agro-industries Sud DAGRIS in Burkina Faso (Chapter IV), to cover it with local financial companies. The guarantees cover the risks of contract termination and expropriation and the risks

---

<sup>23</sup> Implementing Decree No. 2000/099/PRES/PM/MCIA/MEF of 23 March 2000. Viewed at: <http://www.douanes.bf/investisseurs/invest/present.htm>.

<sup>24</sup> Decree No. 2007-739/PRES establishing a Presidential Investment Council.

<sup>25</sup> Decree No. 2008-856/PRES/PM/MEF of 30 December 2008 establishing the National Investment Promotion Agency.

<sup>26</sup> ICSID online information. Viewed at: <http://icsid.worldbank.org/ICSID/FrontServlet>.

<sup>27</sup> With Belgium, Germany, Ghana, Malaysia, Netherlands, Switzerland and Tunisia. Those with Netherlands, Germany and Switzerland are in force.

<sup>28</sup> MIGA online information. Viewed at: <http://www.miga.org>.

relating to potential disputes over a four-year period. The company Orezone, in the mining sector (Chapter IV), has asked MIGA for a guarantee worth about US\$190 million for a period of ten years, to cover the risk of restrictions on transfers of capital, as well as the risks of contract termination, expropriation and disputes.

### III. TRADE POLICIES AND PRACTICES BY MEASURE

#### (1) INTRODUCTION

53. Burkina Faso has fully applied the WAEMU CET since 1 January 2000, together with the other duties and taxes introduced by WAEMU and ECOWAS. Some products are still subject to reference values, in accordance with the relevant WAEMU regulations. A harmonizing framework for tariff bindings at community level is still in the preparatory phase. On 27.6 per cent of the bound tariff lines the customs duty rates applied by Burkina Faso exceed the bound levels, in some cases by as much as 20 percentage points.

54. Burkina Faso continues to require a national conformity certificate (CNC) for certain imports; products of WAEMU origin are exempt. There is still a monopoly on the importation of hydrocarbons. A revision of the internal taxation of tobacco products, introduced in 2009, led to an increase in the rates applicable to "high quality" tobacco.

55. All merchandise exports are zero-rated for VAT. Goods in transit must be escorted to the point of departure from the national customs territory; the approval and guarantee mechanisms applied under the road and air transit procedures are not the same.

56. Following the entry into force of a community regulation, the powers of the National Competition and Consumption Commission at legislative and procedural level are understood to have been refocused essentially on consumer protection. The national regulatory framework remains to be adjusted accordingly. Administrative control of pricing continues to apply to hydrocarbons, essential generic medicines and medical consumables, the producer price of seed cotton, school supplies, water, electricity, and fixed and mobile telephony.

57. Burkina Faso revised its national regulations on government procurement in 2008 so as to enhance transparency and equity. The new regulatory framework covers public service concessions and incorporates the relevant WAEMU rules; the regulation and control functions are now performed by two separate bodies. In general, the system still uses open invitations to tender when awarding contracts and maintains a policy of preference for community enterprises.

58. Burkina Faso has ratified the revised Bangui Agreement (1999), which ensures convergence between the intellectual property protection regime of its members and their WTO commitments under the TRIPS Agreement.

#### (2) MEASURES DIRECTLY AFFECTING IMPORTS

##### (i) Registration

59. Natural persons wishing to engage in a commercial activity in Burkina Faso, including foreign trade, must obtain a *Carte professionnelle de commerçant* (CPC) (trader's permit); legal persons have been exempt from this requirement since 2005. The permit is valid for three years and is renewable.<sup>29</sup> Moreover, the importation of pesticides, as well as of pharmaceutical products and tobacco, is subject to the prior approval of the Ministry responsible for trade.<sup>30</sup> The CPC application

---

<sup>29</sup> The Ministry responsible for trade charges CFAF 19,890 for issuing a CPC and CFAF 14,890 on renewal; a CFAF 200 stamp is also required in each case.

<sup>30</sup> Directorate-General of Customs (undated).



file, consisting of various supporting documents<sup>31</sup>, can be lodged with the CEFOREs or with the services of the Regional Economic Affairs Inspectorates. Foreign natural and legal persons must submit a request for authorization to engage in a commercial activity to the Minister responsible for trade.<sup>32</sup>

60. The number of authorizations to exercise the profession of trader increased considerably during the period 2005-2009 (Table III.1). This trend appears to reflect, in part, the combined effect of the various measures taken by the Burkina authorities to improve the business climate.

**Table III.1**  
**Authorizations to exercise the profession of trader, 2005-2009**

	2005	2006	2007	2008	2009
Trader's permits	834	2,728	2,800	3,264	3,414
Authorizations for foreigners to exercise the profession of trader	139	198	214	241	172

*Source:* Burkina authorities.

61. Detailed import declarations must be lodged by approved customs clearing agents, except in the case of non-commercial operations or those with a total value of less than CFAF 250,000. The Customs Code also provides for detailed declarations to be lodged by the importer if there is no customs clearing agent established at the place of clearance. Customs clearing agents are approved, without discrimination between Burkina nationals and foreigners, for types of operations or for a specific customs office; the fees charged for the services are not regulated. The compulsory use of these intermediaries, justified, according to the authorities, by the complexity of the customs regulations, imposes an additional cost on the economic operator that is not always commensurate with the services rendered. According to Burkina Faso's diagnostic trade integration study (DTIS), approval for types of operations or for a specific office restricts competition and contributes to the relatively high level of this cost.

## (ii) Customs procedures

62. A prior import declaration (DPI), issued by the Ministry responsible for trade (Single Windows Centre), is required for any import transaction with an f.o.b. value of CFAF 500,000 or more.<sup>33</sup> This mandatory document enables the authorities to determine the eligibility for pre-inspection and to compile external trade statistics. For goods subject to special import authorization (section (v)), the DPI is one of the required supporting documents. In both cases, the DPI application must also be accompanied by a pro forma invoice bearing the supplier's stamp and signature, together, where appropriate, with the results of the analysis of the imported product (section ix).

<sup>31</sup> A certified photocopy of the national identity card or passport; a certified photocopy of registration in the Trade and Personal Credit Register or professional licence for the liberal professions; a copy of the single tax identification number; a copy of the employer's National Social Security Fund notification; and three identity photos of the trader when the CPC is first issued or two photos when it is being renewed. Renewal is subject to the production of a criminal clearance record not more than three months old.

<sup>32</sup> The file to be lodged with the Single Windows Centre consists of the following items: an application (bearing a CFAF 1,000 stamp); a criminal clearance record less than three months old; a residence certificate; a certified identity document; and a fact sheet (costing CFAF 1,210 and bearing a CFAF 10,000 stamp for natural persons and a CFAF 20,000 stamp for legal persons).

<sup>33</sup> In the case of split import consignments, it is the total value of the order that is taken into account. The DPI remains legally valid for 6 months; this period can be extended once only, for a further six months. However, rectifications are not permitted.

63. Burkina Faso has had an import inspection programme (PVI), preshipment or at destination, in place since 1992 (section (iii)).<sup>34</sup> If the results are satisfactory, inspection leads to the issuing of an inspection certificate, which must accompany the customs declaration. A WAEMU/ECOWAS uniform model detailed declaration is in use in Burkina Faso; the other documents to be attached are the import certificate bearing the stamp of the bank with which the transaction is domiciled (if the transaction is for CFAF 500,000 or more), the commercial invoice, the transport documents<sup>35</sup> and, where applicable, the national conformity certificate (CNC), the certificate of origin, and the phytosanitary or sanitary certificate.

64. The detailed declaration, which is mandatory even for goods admitted with total exemption from duties and taxes, must be either made in writing or electronically.<sup>36</sup> In accordance with the WAEMU provisions (joint report, Chapter III(2)(i)), declarants may opt for the deferred payment procedure (clearance credit option), under which the actual payment of duties and taxes may be postponed; in this case, the amount owed is increased by 0.1 per cent.<sup>37</sup> In some cases, for example imports of perishable foodstuffs, the goods may be released before the detailed declaration has been lodged and the duties and taxes paid.

65. Clearance procedures are automated on the basis of the ASYCUDA++ system, operational since 2003 in the main customs offices, which handle about 95 per cent of customs transactions.<sup>38</sup> However, the detailed declaration must be lodged in six paper copies by not later than the working day following that on which it was initially electronically recorded. In 2009, the Customs Administration optimized the operation of its IT system by extending the network (seven new border offices) and establishing important interconnections with the import inspection company (Cotecna)<sup>39</sup> and the Mali Customs system.<sup>40</sup> Networking should facilitate cross-border trade and reduce the opportunities for fraud.

66. The automated clearance system incorporates a four-channel risk management system: green (immediate release), blue (examination at a later date), yellow (documentary check) and red (physical examination). According to the authorities, the processing of customs declarations takes 24 to 72 hours after registration of the detailed declaration<sup>41</sup>; the World Bank's *Doing Business 2010* report estimates the time at four days.<sup>42</sup>

<sup>34</sup> Decree No. 92-332/PRES/PM/MFP/MICM of 19 November 1992. Burkina Faso has notified the WTO of the relevant laws and regulations (WTO document G/PSI/N/1/Add.5, 3 February 1997).

<sup>35</sup> Since 1 March 2006, all cargoes shipped from or to Burkina Faso must be covered by an electronic cargo tracking form validated by the CBC. Viewed at: <http://www.cbcbesc.com/Docs/Notedinstruction.pdf>.

<sup>36</sup> In this latter case an IT charge is payable (CFAF 5,000 per detailed declaration for one article and CFAF 1,000 per additional article).

<sup>37</sup> Directorate-General of Customs (undated).

<sup>38</sup> An office responsible exclusively for the clearance of motor vehicles was established in Ouagadougou by Order No. 2005-536 of 7 September 2005. Directorate-General of Customs (undated).

<sup>39</sup> WAEMU (2009).

<sup>40</sup> Primature, the official portal of the Government of Mali. Viewed at: [http://www.primature.gov.ml/index.php?option=com\\_content&task=view&id=3067&Itemid=5](http://www.primature.gov.ml/index.php?option=com_content&task=view&id=3067&Itemid=5).

<sup>41</sup> Online information from the Directorate-General of Customs. Viewed at: [http://www.douanes.bf/dedouan\\_informatise/present\\_sydonia/delais\\_dedouanement.htm](http://www.douanes.bf/dedouan_informatise/present_sydonia/delais_dedouanement.htm).

<sup>42</sup> The data used in *Doing Business 2010* date from 1 June 2009. Viewed at: <http://www.doingbusiness.org/Documents/CountryProfiles/BFA.pdf>.

**(iii) Preshipment inspection and customs valuation****(a) Preshipment inspection**

67. Whatever the customs procedure, the PVI provides for two types of compulsory inspection. Depending on their total f.o.b. value, imports are subject to checking either at destination (triggering threshold CFAF 250,000) or before shipment (triggering threshold CFAF 3 million). In some cases, the Customs Administration may authorize the inspection at destination of consignments that did not undergo inspection before shipment, the importer being liable to a penalty of 20 per cent of the f.o.b. value. Imports from the WAEMU/ECOWAS area are not excluded from the PVI.

68. Since 2004, exclusive powers of inspection have been granted to the company Cotecna, whose net remuneration is calculated as follows: 0.65 per cent of the certified f.o.b. value of the goods inspected (0.40 per cent in the case of sugar), plus a lump sum of CFAF 50 million per month for the inspection at destination of imports with a value of less than CFAF 3 million.<sup>43</sup> The terms of the contract provide for an inspection certificate to be issued within two working days for preshipment inspections and three working days for inspections at destination. The checks concern the eligibility for importation and the quality and quantity of the goods. Moreover, Cotecna determines the basic data required for tax assessment purposes (tariff description, customs value and origin); however, its opinion is used only as a guide and is in no way binding on the Customs Administration.<sup>44</sup> Apart from imports whose value falls below the minimum threshold, the regulatory framework establishes a long list of goods exempt from preshipment inspection in view of their nature or use.<sup>45</sup> The exemption of some of these goods, such as fertilizer, hydrocarbons, cereals, wheat flour and edible oils, appears to contradict the objectives of the PVI.

69. According to the statistics on inspections at destination provided by Cotecna (Table III.2), the difference between the "certified value" and the "declared value" represented 173.4 per cent of the latter in 2009, as against 91.1 per cent in 2008. The average difference suggests an important margin of protection at the customs cordon in those cases in which the certified value was accepted by the Customs Administration. Moreover, expressed as a percentage of the certified value, the lump sum that Cotecna is paid for inspections at destination corresponds to a rate of commission of about 1.5 per cent, as compared with 0.65 per cent for preshipment inspections.

---

<sup>43</sup> Agreement 2008-001/MEF/SG/DGMP of 16 June 2008.

<sup>44</sup> A committee has been set up in Burkina Faso to settle disputes concerning opinions issued by Cotecna; it deals with appeals from importers, as well as with objections by the Customs Administration. According to the Burkina authorities, in most cases, the disputes concern the classification of the goods imported.

<sup>45</sup> The following are exempt from inspection: precious stones and metals; works of art; arms and ammunition, other than for hunting or sport; explosives and pyrotechnic articles; live animals; perishable consumer goods, fresh or chilled (meat, fish, vegetables and fruit); scrap metal; plants and floricultural products; cinematographic films, printed and developed; current newspapers and periodicals, postal and tax stamps, stamped paper, banknotes, chequebooks; personal effects and used domestic articles, including a used vehicle; personal gifts; parcels; commercial samples; gifts in kind intended for the Government as aid; supplies for diplomatic and consular missions or for agencies of the United Nations Organization, imported for their own needs; condoms imported by PROMACO; free-shop imports intended to be sold for export; fertilizer; cereals; iron for industry (raw materials); bitumen, hydrocarbons; hydraulic cement; wheat or meslin flour; and edible oils.

**Table III.2**  
**Inspections at destination, 2008-2009**  
(CFAF)

Year	Number	Value, f.o.b.		Cost <sup>a</sup>	
		Declared	Certified	Average	Certified value (%)
2008	7,981	20,507,020,628	39,190,217,137	75,178.5	1.53
2009	9,770	14,453,262,669	39,518,382,439	61,412.5	1.52

a The lump sum for inspections at destination amounts to CFAF 600 million (i.e. CFAF 50 million x 12).

Source: Cotecna inspection S.A.

70. A computerized risk analysis system, whose parameters are defined by the Customs Administration, gives rise to two levels of intervention: physical inspection and documentary inspection. The latter applies to low-risk imports and partial deliveries and consists only of a documentary check and a price analysis.<sup>46</sup> The PVI is financed by the importers, who are required to pay the customs service a contribution equivalent to 1 per cent of the certified f.o.b. value, irrespective of the level of intervention; the amounts collected are passed on to the Treasury.<sup>47</sup> Since 1 January 2009, hydrocarbons imports have no longer been subject to the contribution to the PVI.<sup>48</sup>

(b) Customs valuation

71. The WAEMU regulations on customs valuation, including the community system of reference values, came into effect in Burkina Faso on 1 June 2000 (joint report, Chapter III(2)(i)).<sup>49</sup> Burkina Faso has notified its regulatory framework to the WTO Committee on Customs Valuation, but has still not regularized the situation with respect to minimum values.<sup>50</sup> The list of reference values used as a basis for the assessment of duties and taxes, in force since 19 June 2008<sup>51</sup> (Table III.3), comprises 39 tariff lines, whereas that notified in December 2003 consisted of 33. The products added to the list when it was updated include edible pasta, mineral waters, soap, certain packing (boxes, cases, sacks, bags) and plastic seats; sugar is no longer subject to reference values.

**Table III.3**  
**Reference values, 2008**

Nomenclature	Description	Reference value (CFAF)	Unit
11-01-00-00-00	Wheat or meslin flour	275	1 kg.
15-07-90-00-00	Other soya-bean oil	350	1 litre
15-08-90-10-00	Ground-nut oil and its fractions, whether or not refined, but not chemically modified	350	1 litre
15-08-90-90-00	Other ground-nut oil	350	1 litre
15-11-90-10-00	Palm oil and its fractions, whether or not refined, but not chemically modified, put up for retail sale in immediate packing of a net capacity of 5 litres or less	350	1 litre
15-11-90-90-00	Other palm oil	350	1 litre
15-12-19-00-00	Other sunflower-seed or safflower oil and their fractions, whether or not refined, but not chemically modified	350	1 litre

<sup>46</sup> Physical inspection is mandatory for the following products when imported: medicines, salt, primary cells (batteries), cigarettes, boxes of matches, used goods, and all products with a storage life (in particular, foodstuffs).

<sup>47</sup> Service Note No. 98-773/MEF/SG/DGD of 28 September 1998. In the event of preshipment inspection, all handling, presentation, testing, etc. costs associated with the inspection of the goods are borne by the seller.

<sup>48</sup> Decree No. 2008-946/PRES/PM/MEF of 31 December 2008.

<sup>49</sup> Order No. 02-049/MCPEA/MEF of 3 June 2002.

<sup>50</sup> G/VAL/N/1/BFA/1/Rev.1 of 21 January 2004.

<sup>51</sup> Order No. 08-116/MCPEA/MEF of 19 June 2008.

Nomenclature	Description	Reference value (CFAF)	Unit
15-12-29-00-00	Other cotton-seed oil and its fractions, whether or not refined, but not chemically modified	350	1 litre
15-13-19-00-00	Other coconut (copra) oil and its fractions	350	1 litre
15-13-29-00-00	Other palm kernel or babassu oil and their fractions, not chemically modified	350	1 litre
15-14-19-00-00	Other rape oil or oil with a low erucic acid content and their fractions	350	1 litre
15-15-29-00-00	Other maize (corn) oil and its fractions	350	1 litre
19-02-19-00-00	Other pasta, not cooked or stuffed or otherwise prepared	400	1 kg.
22-01-10-11-10	Mineral waters (1.5 l.)	250	1 bottle
22-01-10-11-10	Mineral waters (0.5 l.)	125	1 bottle
24-02-20-00-00	Cigarettes containing tobacco (high quality)	12,000	1,000 cigarettes
24-02-20-00-00	Cigarettes containing tobacco (low quality)	10,000	1,000 cigarettes
34-01-19-10-00	Ordinary soap	400	1 kg.
34-01-19-20-00	Surface-active products and preparations	1,000	1 kg.
34-02-20-00-00	Preparations put up for retail sale	500	1 litre
35-06-91-00-00	Adhesives based on polymers of headings 39.01 to 39.13 or rubber	67	1 item
36-05-00-00-00	Matches, other than the pyrotechnic articles of heading 36.04	6	1 box
39-23-10-00-00	Boxes, cases, crates and similar articles	1,800	1 kg.
39-23-21-00-00	Sacks and bags (including cones), of polymers of ethylene	1,000	1 kg.
39-23-29-00-00	Sacks and bags (including cones), of other plastics	1,000	1 kg.
40-11-40-00-00	New pneumatic tyres, of rubber, of a kind used on motorcycles	3,500	1 tyre
40-11-40-00-00	New pneumatic tyres, of rubber, of a kind used on mopeds	2,100	1 tyre
40-11-50-00-00	New pneumatic tyres, of rubber, of a kind used on bicycles	1,300	1 tyre
40-13-20-00-00	Inner tubes, of rubber, of a kind used on bicycles	350	1 tube
40-13-90-00-10	Inner tubes, of rubber, of a kind used on mopeds (of a cylinder capacity of not more than 50 cc.)	600	1 tube
40-13-90-00-90	Inner tubes, of rubber, of a kind used on motorcycles	850	1 tube
63-05-33-00-00	Other sacks and bags, of a kind used for packing, of polyethylene or polypropylene strip or the like	1,000	1 kg.
85-06-10-11-00	R20 primary cells	85	1 cell
85-06-10-19-00	R06 primary cells	40	1 cell
87-11-10-90-00	Motorcycles (including mopeds), of a cylinder capacity not exceeding 50 cc.	200,000	1 motorcycle
87-11-20-90-10	Other motorcycles, of a cylinder capacity exceeding 50 cc. but not exceeding 80 cc.	225,000	1 motorcycle
87-11-20-90-90	Other motorcycles, of a cylinder capacity exceeding 80 cc. but not exceeding 250 cc.	225,000	1 motorcycle
87-12-00-00-00	Bicycles and other cycles (including delivery tricycles), not motorized	15,000	1 bicycle
94-01-80-00-00	Seats, of plastic	2,500	1 seat

Source: Order No. 08-116/MCPEA/MEF of 19 June 2008.

#### (iv) Rules of origin

72. The WAEMU rules of origin, adopted almost in their entirety by ECOWAS, apply to Burkina Faso at national level (joint report, Chapter III(2)(iii)). Burkina Faso's only notification to the WTO in this respect dates from 1998.<sup>52</sup> The approval processes for the two preferential schemes are managed by the National Approval Committee; certificates of origin are issued by the Ministry responsible for trade, on the advice of the Customs Administration. In 2009, the number of Burkina enterprises approved for the WAEMU tariff preference regime stood at 59, for a total of 311 products; the approvals for the corresponding ECOWAS scheme involved three enterprises and seven products.

<sup>52</sup> WTO document G/RO/N/19 of 23 January 1998.

(v) **Customs levies**

(a) Overview

73. At the customs cordon, Burkina Faso applies the WAEMU CET and other community duties and taxes (joint report, Chapter III(2)(ii)(a) and (b)); the Burkina authorities say that they have never used the special import tax (TCI). Importers contribute 1 per cent of the f.o.b. value to the PVI (see section (iii)(a) above). Moreover, goods being carried by road to Burkina Faso or in transit must pay a contribution (at the rate of 0.25 per cent of the declared value) to the guarantee fund managed by the Chamber of Commerce and Industry of Burkina Faso (CCI-BF). A tax of CFAF 200 (CFAF 100 in the case of samples accompanying goods) is levied for each seal affixed on the packages, with the exception of postal parcels and vehicles.

74. The Burkina copyright protection regime provides for certain levies at the customs cordon on behalf of the Burkina Copyright Bureau (BBDA). These are royalties for the reproduction of works fixed on a graphic or analogue medium (0.25 per cent of the c.i.f. value of the appliance that allows this to be done<sup>53</sup>); and royalties for private copies (10 per cent of the c.i.f. value of the blank recording medium).<sup>54</sup> Literary and artistic works on an audio or audiovisual medium are subject to affixation of a hologram by the importer before they enter into free circulation in the national territory. The costs involved are CFAF 100 per audio cassette and CFAF 200 per video cassette/CD or DVD. Holograms are available from the BBDA.<sup>55</sup>

75. Overall, despite the reform of the tax regime, duties and taxes collected at the customs cordon (including VAT) still make a fairly substantial contribution to State fiscal revenue (grants excluded) (Table III.4). Moreover, this contribution has remained relatively stable since the last review of Burkina Faso's trade policy in 2004.

**Table III.4**  
**Taxes on trade and international transactions, 2004-2009**

	2004	2005	2006	2007	2008	2009
Fiscal revenue, excluding grants (CFAF billion)	318.5	336.8	362.3	405.2	444.7	494.6
	As a percentage of fiscal revenue					
Taxes on trade and international transactions	39.9	39.0	41.1	40.2	41.0	39.2
Import duties and taxes	14.3	15.6	16.0	15.6	16.2	16.0
Customs duties	12.6	13.7	14.1	13.7	14.2	14.2
Statistical import tax	1.3	1.5	1.5	1.6	1.7	1.6
Degressive protection tax	0.1	0.1	0.2	0.0	0.0	0.0
Customs fines	0.3	0.3	0.2	0.2	0.3	0.2
Export duties and taxes	0.2	0.1	0.1	0.1	0.1	0.1
Contribution to the livestock sector	0.2	0.1	0.1	0.1	0.1	0.1
Community levies	1.5	1.7	1.7	1.9	2.0	1.9
Other income from foreign trade	1.9	0.0	1.8	1.7	0.1	0.1
VAT (customs cordon)	22.0	21.6	21.4	20.9	22.6	21.1

Source: Burkina authorities.

<sup>53</sup> Photocopier, scanner, CD burner, for example. Order No. 2003-078/MCAT/MFB of 3 January 2003.

<sup>54</sup> Orders Nos 2003-076/MCAT/MFB and 2003-077/MCAT/MFB of 3 January 2003.

<sup>55</sup> Order No. 01-50/MAC/SG/BBDA of 19 March 2001.

## (b) Bindings

76. Burkina Faso's bindings, the result of two separate processes, concern 40.2 per cent of its tariff lines (joint report, Table III.1). Burkina Faso inherited the tariff bindings made by France when it was a French colony. Moreover, during the Uruguay Round, it bound at the ceiling rate of 100 per cent the tariffs applicable to all agricultural products (with the exception of those already covered by the bindings previously made by France on its behalf) and to the products of Chapters 45, 46, 47 and 49 of the Harmonized System. The other duties and taxes on imports of these same products were bound at 50 per cent. At present, around 27 per cent of bound tariff lines carry applied rates higher than the bound levels.

## (c) Domestic taxes

77. Introduced in Burkina Faso in 1993, VAT has been applied at a single rate of 18 per cent since 1996.<sup>56</sup> The Burkina framework provides for several exemptions, some of which, in particular those granted under the Investment Code, have still to be brought into conformity with the WAEMU regulations (joint report, Chapter III(2)(ii)(e)). Depending on the turnover, taxpayers are subject either to the normal tax regime (thresholds fixed at CFAF 50 million for the supply of goods and CFAF 25 million for service providers) or to a simplified regime (thresholds fixed at CFAF 30 million for sales and CFAF 15 million for the provision of services).<sup>57</sup> VAT levied at the customs cordon is calculated on the basis of the c.i.f. value plus import duties and, where appropriate, other domestic taxes.

78. A "deduction at source" system, introduced in 1999, is still in place for the VAT chargeable to certain State-owned or semi-public companies. These companies are required to pay directly to the tax authority a portion of the VAT relating to their purchases of goods and/or services and to issue their suppliers with an individual certificate for the corresponding amount. In 2007, a revision of the way in which the tax is assessed reduced the rate from 80 per cent to 20 per cent and amended the list of enterprises concerned.<sup>58</sup> Despite these changes, the number of authorities involved in the implementation of this mechanism has not been reduced and the companies continue to bear additional management costs.

79. In Burkina Faso the consumption of some products, imported or locally produced, is subject to excise duty. This is 10 per cent on coffee, tea, cola and non-alcoholic beverages, as well as on perfumery and cosmetic products<sup>59</sup>; alcoholic beverages are taxed at the rate of 25 per cent. A readjustment of the tax on tobacco, cigars and cigarettes divided in two the product group previously designated "high-quality" (taxed at 22 per cent). Thus, since 1 January 2009 the rates have been 17 per cent for "low-quality" products, 25 per cent for those classified as "standard" and 30 per cent

<sup>56</sup> Law No. 26/96/ADP of 16 July 1996.

<sup>57</sup> Optimization of the yield on VAT. 20<sup>th</sup> International Seminar, written contributions. Viewed at: [http://www.credaf.org/Ufichiers/Niger/Contributions\\_complementaires.pdf](http://www.credaf.org/Ufichiers/Niger/Contributions_complementaires.pdf).

<sup>58</sup> Law No. 030-2006 of 14 December 2006. The obligation applies to State-owned or semi-public enterprises active in the following sectors: water and electricity supply; gambling; dealing in precious metals; sale of hydrocarbons; postal and telecommunications services; banking and financial services; development and sale of land; and cotton production and marketing. It also applies to certain public establishments, designated by order of the Minister of Finance.

<sup>59</sup> Cosmetic products and perfumery (with the exception of odoriferous preparations for religious ceremonies and baby powders) have been subject to excise duty since 1 January 2009. Law No. 062-2008/AN of 3 December 2008.

for "high-quality" products.<sup>60</sup> In accordance with the WAEMU regulations, the tax base is the customs value plus import duties; VAT is excluded.

80. Burkina Faso also maintains specific taxes (excise duties) on some hydrocarbons, in conformity with the corresponding community provisions. The number of petroleum products taxed has decreased since the last trade policy review; at present, only diesel fuel (CFAF 50/litre) and premium-grade petrol (CFAF 125/litre) are affected.<sup>61</sup> However, the community requirements concerning the elimination of the disparities in excise duty between individual products before 31 December 2007 have not been met (joint report, Chapter III(2)(ii)(d)).

81. A "source levy" system remains in place in Burkina Faso as an advance on profits tax (AIB). This is imposed on purchases of goods made by natural or legal persons established in Burkina Faso, including imports under any customs procedure.<sup>62</sup> Since 1 January 2006, this advance has been set at a rate of 5 per cent for imports; in the case of imports by registered taxpayers the rate is 1 per cent. Sales on the local market incur a levy of 2 per cent, with reduced rates for some products: hydraulic cement, sugar, wheat flour, and cola nuts (1 per cent); and hydrocarbons (0.2 per cent). Since 1 January 2009, imports and purchases by taxpayers covered by the Large Enterprise Directorate have been exempt from the levy at source.<sup>63</sup> The Burkina regime respects the maximum rates established by the WAEMU regulations on the AIB, but does not appear to conform with its principle of neutrality (joint report, Chapter III(2)(ii)(e)). Moreover, the incorporation of VAT in the tax base, in accordance with the principles of the community framework, is in contradiction with the tax base for the profits tax, with respect to which the advance is levied.

82. A non-deductible levy, called "deduction at source", is imposed on service providers not professionally established in Burkina Faso; those established in the WAEMU area have been exempt since 2009. The deduction at source is applied, at a rate of 20 per cent, to services of all kinds provided or used in the national territory. The tax base is the amount, all taxes included, of the sum paid in remuneration. On the other hand, the deduction at source on payments made to Burkina residents is chargeable, without any time limit, against the taxes assessed on industrial, commercial and agricultural profits, on the profits of non-commercial professions or the minimum flat-rate tax.<sup>64</sup> In this case, the rate applied is 5 per cent; a reduced rate (1 per cent) was introduced in 2001 for building and public works.<sup>65</sup> These levies, outside the scope of the community framework (which is exclusively concerned with deliveries of goods), make the tax regime more complex and impose additional management costs on economic operators, which are responsible for their assessment and collection.

---

<sup>60</sup> Law No. 062-2008/AN of 3 December 2008. According to the Burkina authorities, the classification of tobacco products is based solely on their quality. The authorities have not so far provided a reference value update reflecting the separation into three quality ranges.

<sup>61</sup> Ordinance No. 2005-001/PRES of 17 February 2005.

<sup>62</sup> Law No. 027/99/AN of 25 November 1999. Viewed at: <http://lankcharl2008.unblog.fr/2008/04/30/loi-de-finances-gestion-2000>.

<sup>63</sup> Law No. 062-2008/AN of 3 December 2008. This exemption does not release them from the obligation to apply the levy to the purchases of their customers who are not exempt from payment of the advance. Viewed at: [http://www.me.bf/index.php?option=com\\_remository&Itemid=27&func=select&id=10](http://www.me.bf/index.php?option=com_remository&Itemid=27&func=select&id=10).

<sup>64</sup> Law No. 027/99/AN of 25 November 1999. The deduction applies to service providers resident in Burkina Faso if the amount of their remuneration is not less than CFAF 500,000, but this threshold was reduced to CFAF 50,000 in 2006. Under the residents regime, property rental transactions are not treated as the provision of services. Viewed at: <http://lankcharl2008.unblog.fr/2008/04/30/loi-de-finances-gestion-2000>.

<sup>65</sup> Online information from "Investir en zone franc", "La fiscalité des entreprises". Viewed at: <http://www.izf.net/pages/burkina-faso/4684>.



**(vi) Duty and tax concessions**

83. Burkina Faso grants exemptions from customs duties and taxes to enterprises approved under the Investment Code (Chapter II(3)(e)), and Mining Code (Chapter IV(3)). Several concessions have emerged since the previous trade policy review. In 2008, the importation and sale of unprocessed food products, fresh or frozen, intended for consumption, including meat and fish, were exempted from VAT.<sup>66</sup> A programme for the importation of microcomputers free of duties and taxes has been introduced on behalf of secondary and higher technical education establishments. This programme, in force in 2009 and carried over into 2010 for all educational establishments, provides for imports under the exemption regime to be approved by the Minister responsible for education. Since 2010, imported mobile phones have been exempt from VAT and customs duties. Since 2009, rail transport operations have been subject to VAT.

**(vii) Prohibitions, quantitative restrictions and licensing**

84. Burkina Faso's foreign trade is subject to the rules laid down by WAEMU, in particular with respect to prohibitions on importation and transit for reasons of public safety, environmental protection, morality and human health. The prohibitions currently in force are listed in Table III.5.<sup>67</sup>

85. The Ministry responsible for trade administers the authorization/approval regimes giving entitlement to import pesticides (on the advice of the Ministry of Agriculture), pharmaceutical products (on the advice of the Ministry of Health), and tobacco. It is also responsible for approving distributors of petroleum products, a monopoly on the importation of which is held by a State-owned company (SONABHY). Explosives, arms, civilian ammunition and military effects can only be imported under a special import authorization (ASI) signed by the Minister responsible for trade. An ASI is also required for imports of sugar and equipment that uses freon; approved WAEMU and ECOWAS originating products are not subject to this requirement.<sup>68</sup> According to the Burkina authorities, the objective of the ASI regime is to control imports of "highly sensitive" goods and to fulfil the government's international commitments.

**Table III.5**  
**Absolute prohibitions, 2009**

Product	Origin	Entry into force
Bovine meat, products derived therefrom and any foodstuff containing them	Belgium, France, Ireland, Netherlands, Portugal, Switzerland, United Kingdom	..
Poultry, pigs, farmed fish and any foodstuff containing them	Belgium	..
Poultry, poultry products, products derived therefrom and any foodstuff containing them	Bahrain, Bangladesh, Cambodia, China, Chinese Taipei, Indonesia, Japan, Laos, Pakistan, Thailand, Viet Nam	2006
Semen, embryos and breeding stock	Countries listed above	2006
Milk and milk products	China <sup>a</sup>	November 2008
Asbestos	All origins	..
Ivory	All origins	..

<sup>66</sup> The fiscal implications of the 2008 Finance Law. Viewed at: [http://www.me.bf/index.php?option=com\\_remository&Itemid=27&func=fileinfo&id=22](http://www.me.bf/index.php?option=com_remository&Itemid=27&func=fileinfo&id=22).

<sup>67</sup> Directorate-General of Customs (undated).

<sup>68</sup> According to information dating from 2005 and still available on the website of the Directorate General of Customs, the ASI was accompanied by minimum import thresholds for wheat flour (1,000 tonnes) and sugar (2,000 tonnes). These thresholds are no longer applied. Viewed at: [http://www.douanes.bf/import\\_export/qual\\_acces\\_formalites/presentation.htm#encad1](http://www.douanes.bf/import_export/qual_acces_formalites/presentation.htm#encad1).

Product	Origin	Entry into force
Firecrackers for entertainment and the like	All origins	..
Additives for making bread, containing potassium bromate	All origins	..
Additives for making bread, containing ammonium persulphate	All origins	..
Cattle feed containing meat or bone meal	All origins	..

.. Not available.

a Online information from Fasosante.net. Viewed at: <http://www.fasosante.net/actualite-sante/burkina/178-burkina-le-gouvernement-suspend-limportation-de-lait-chinois-.html>.

Source: Directorate-General of Customs.

86. Since 1999, in accordance with the regime for the protection of literary and artistic property (section (4)(i)), an import visa has been required for any declaration of release for consumption of literary and artistic works and for blank media (for example, cassette tapes, CD-ROMs, DVDs) and this may be obtained from the BBDA against payment of an administrative fee (CFAF 1,000).<sup>69</sup>

#### (viii) Standards, technical regulations and accreditation procedures

87. In 2007, Burkina Faso acquired a new regulatory framework governing standardization, certification, accreditation and quality promotion.<sup>70</sup> However, the relevant implementing texts (five decrees and three orders) are still in process of adoption. The new framework for standardization should define the categories of standards, together with the procedures for their preparation, approval and application. With regard to certification, the implementing texts should establish the conditions of issuance of the national mark of conformity with standards and the procedures governing the intervention of the certifying bodies in Burkina Faso, including their approval and the monitoring of their activities. The national policy on quality is in the process of being developed; its implementation is expected to be accompanied by the establishment of a Supreme Quality Council and a Burkina prize for quality.

88. Burkina Faso has had a Standardization and Quality Promotion Bureau (FASONORM) since 1998.<sup>71</sup> This service is responsible for coordinating studies and work on standardization and quality; raising the awareness of economic operators and providing them with training; and certifying products and enterprises. FASONORM is involved in the preparation of national standards from identification of the needs through to approval; the protection of the public interest is ensured by establishing technical committees composed of various relevant stakeholders and by holding public consultations (lasting a maximum of two months). The draft standards approved form the subject of an approval order, which specifies whether the standard is mandatory (technical regulation).<sup>72</sup> The standards in force are reviewed every five years in order to ensure consistency with the evolution of their conditions of application. FASONORM houses the national enquiry point on standards and

<sup>69</sup> Article 113 of Law No. 032-99/AN of 22 December 1999.

<sup>70</sup> Law No. 011-2007/AN of 24 May 2007, promulgated by Decree No. 2007-387/PRES of 15 June 2007.

<sup>71</sup> Decree No. 98-296/PRES/PM/MCIA/MEF of 15 July 1998 amending the statutes of the National Foreign Trade Board (ONAC) and entrusting it with the responsibilities of the national standardization service.

<sup>72</sup> The first nine standards drawn up by FASONORM were approved by Order No. 2006-053/MCPEA/SG/ONAC of 11 May 2006 and their application became mandatory in April 2007. Order No. 09-065/MCPEA/SG of 30 June 2009 approved 245 Burkina mandatory standards (technical regulations) which entered into force on 5 May 2010. The standards approved concern the following categories: fruit and vegetables, fishery products, oilseed products, animal products, cereals and pulses, chemical products, and building and civil engineering products.

technical barriers to trade (PNI/OTC), which supplies information not only on the technical regulations in effect but also on those of countries of exportation that are Members of the WTO.

89. The Quality and Metrology Inspectorate (IQM), a service of the IGAE in the Ministry responsible for trade, participates in the implementation of national policy on metrology and quality promotion. In addition to conserving the national measurement standards, the IQM is in charge of overseeing the application of technical regulations on quality and metrology; checking measuring instruments (legal metrology); and organizing awareness-raising among economic operators and providing them with training in quality and metrology. Within the framework of the WAEMU "Quality" programme (joint report, Chapter III(2)(v)), Burkina Faso hosts the Regional Temperature Calibration Laboratory (LER), which is in process of accreditation.

#### (ix) Sanitary and phytosanitary measures

90. Burkina Faso has not notified the WTO of any sanitary or phytosanitary measures. The principal legislative texts are listed in Table III.6. In general, the regulatory framework appears to be out-of-date and ill adapted to the current circumstances; a formal mechanism for consulting economic operators could give fresh impetus to the reform process.

91. In Burkina Faso, phytosanitary safety is the responsibility of the Directorate of Plant Protection and Market Preparation (DPVC) within the Ministry of Agriculture, Water Resources and Fisheries (MAHRH)<sup>73</sup>, which operates a network of 18 control posts on the land borders and at Ouagadougou Airport. The DPVC is the national enquiry point for the SPS Agreement and the focal point for the Codex Alimentarius and the International Plant Protection Convention (IPPC), of which Burkina Faso has been a member since 1995. Phytosanitary risks are managed by a multidisciplinary team set up in 2006.<sup>74</sup> Within the context of its activities, the team may seek advice from any natural or legal person whose professional, technical or scientific expertise is deemed necessary.

**Table III.6**  
**SPS regulatory framework**

Legislative text	Description / source
Order No. 12 AGRI-CCOP of 14 September 1960	On the reorganization and functioning of the Agricultural Services Directorate (DSA) of Upper Volta, anti-acridian and crop and food protection section.
Decree No. 348-PRES-ECNA of 16 August 1961	Establishing phytosanitary controls and regulating the conditions of importation and exportation of plants, parts of plants, products of plant or animal origin and other materials entering or leaving the territory of the Republic of Upper Volta ( <a href="http://www.aec.msu.edu/fs2/mali_pasidma/report01/Burkina_regulatory_framework.pdf">http://www.aec.msu.edu/fs2/mali_pasidma/report01/Burkina_regulatory_framework.pdf</a> ).
Order No. 1 ECNA/DSA of 2 February 1962	Restricting imports and exports of plants, plant products, parts of plants, products of plant or animal origin and various materials that could contain parasites.
Order No. 000005/CNR/AGRI-EL/SG/DGA of 28 January 1985	On the taxation of products subject to quality control.
Kiti No. AN VII-0114/FP/AGRI-EL of 22 November 1989	Establishing sanitary inspection for animals and products and by-products of animal origin intended for human consumption.
Kiti No. AN VII 113/FP/AGRI-EL of 22 November 1989 (Animal Health Code)	Regulating the zoosanitary police. In particular see Title IV on general animal protection measures and Article 65.
Decree No. 92-332/PRES/PM/MFP/MICM of 19 November 1992	On the import inspection programme (with a list of the products exempt from pre-shipment inspection currently carried out by the SGS).

<sup>73</sup> Order No. 2006-035/MAHRH/SG/DGPV. Viewed at: <https://www.ippc.int/index.php?id=nppoBFA&L=2>.

<sup>74</sup> Order No. 2006/014/MAHRH/MESSRS/MECV. Viewed at: <https://www.ippc.int/index.php?id=nppoBFA&L=2>.

Legislative text	Description / source
Decree No. 94-014/PRES/PM/MICM/ MFPL of 6 January 1994	Establishing the list of products subject to the CNC ( <a href="http://faolex.fao.org/docs/texts/bkfl18154.doc">http://faolex.fao.org/docs/texts/bkfl18154.doc</a> ).
Order No.°95-027/MICM/MEFP of 5 April 1995	Establishing the procedures for the inspection of products intended for consumption in Burkina Faso.
Law No. 041/96/ADP of 8 November 1996 (and amendment Law No. 006/98/AN of 26 March 1998)	Establishing pesticide controls in Burkina Faso.
Decree No. 98-472/PRES/PM/MCIA/AGRI of 2 December 1998	On the functions, composition and rules of operation of the National Pesticide Control Commission (CNCP).
Decree No. 98-481/PRES/PM/MCIA/AGRI of 9 December 1998	Establishing the conditions of issuance of the permit for the importation, sale, stocking and free distribution of pesticides and the provision of pesticide-related services.
Order No. 106/MEF/MA/MCIA/MEF of 5 July 1999	On the taxation of products subject to quality control.
Order No. 99-0041/MA/MEF of 13 October 1999	Establishing the rate of the fixed duty applicable in connection with pesticide control.
Order No. 00-026/MCIA/MEF of 17 May 2000	Establishing the list of products subject to the CNC.
Joint Order No. 2003-007/MS/MFB/MAHRH/MCPEA	Establishing the procedures for controlling the sanitary quality of food products and allied products.
Joint Order No. 2007-226/MCPEA/MFB/MS	Establishing the list of products subject to the CNC and the sanitary quality certificate.

Source: Government of Burkina Faso.

92. Burkina Faso has four different independent ministerial bodies vested with control powers to inspect certain local or imported products before they are placed on the domestic market. The products concerned and the documents required are shown in Table III.7; apart from the various certification procedures, some of them are also subject to a reference value at importation (section (2)(iii)(b)). The DPVC inspects the packaging, presentation and quality of agricultural and food products intended for consumption in Burkina Faso; their conformity with the standards in force is certified by an inspection note (BV). A phytosanitary inspection report (PV) is also issued for imports once the declaration made on the foreign phytosanitary certificate has been checked; the certificate does not, however, exempt the imports from inspection by the DPVC.<sup>75</sup> The IGAE in the Ministry responsible for trade is in charge of examining the goods on their arrival at the customs cordon and, where appropriate, issuing the CNC.<sup>76</sup> The National Public Health Laboratory (LNSP) of the Ministry of Health carries out sanitary controls, as confirmed by a sanitary quality certificate (CQS).<sup>77</sup> Animal health controls are the responsibility of the Directorate-General of Veterinary Services (DGSV) of the Ministry of Animal Resources. Where live animals are concerned, a prior import authorization (API) must be issued by the veterinary authority before any importation takes

<sup>75</sup> The DPVC also issues the following technical documents: import permits (specifically for seeds and seedlings); quality control certificates (specifically for pesticides); and, at exportation, phytosanitary certificates. Moreover, the DPVC collaborates with the Ministry responsible for trade in the process of approving pesticide importers; the cost of obtaining approval varies with the activity (wholesaler, manufacturer, retailer) and once obtained it is valid for three years (Decree No. 2008-679/PRES/PM/MAHRH/MCPEA of 27 October 2008).

<sup>76</sup> The CNC was introduced by Decree No. 94-014/PRES/PM/MICM/MFPL of 6 January 1994. The list of products concerned was established by Order No. 00-26/MCIA/MEF of 17 May 2000, notified in WTO document G/LIC/N/3/BFA/1/Add.1 of 18 December 2000. The WTO was not notified of its updating by Joint Order No. 2007-226/MCPEA/MFB/MS of 13 July 2007. According to the Burkina authorities, imports of products originating in other WAEMU member countries are no longer subject to the CNC.

<sup>77</sup> According to the parliamentary commission of enquiry into fast-moving consumer goods, "the battle for legitimacy between the Inspectorate-General of Economic Affairs and the National Public Health Laboratory is leading importers to turn to one or other of these agencies depending on their interests, which raises the problem of the reliability of the certificates issued". Viewed at: <http://www.an.bf/voixparlement/lvnpn82-83.pdf>.

place. Where an inspection gives rise to doubt, the measures provided for in the Animal Health Code apply to: placement under observation (seizure); quarantine (Articles 67-68); and partial or total destruction.

93. At present, whenever food products are imported, up to three samples can be taken, with payment of the various taxes applicable. Moreover, in some cases, the IGAE carries out a preliminary analysis of samples of products requiring a CNC with a view to issuing an import authorization; a similar document is also issued by the DPVC (for seeds and seedlings). The results of the analysis (if found to be in conformity) must be attached to the preliminary import declaration when it is sent to the inspection company (Cotecna). When the consignment arrives at the customs cordon, the IGAE takes a fresh sample with a view to issuing a CNC. Aware of a certain overlap in the responsibilities of the various control agencies and the malfunctioning of the single window for the formalities relating to the issuance of conformity certificates set up in 2007<sup>78</sup>, the Burkina authorities are in the process of evaluating the procedures in force and the possibilities of rationalizing them.

**Table III.7**  
**Products subject to SPS controls before being placed on the market**

Tariff nomenclature	Description of product	IGAE (CNC)	LNSP (CQS)	DPVC (BV)	DGSV (veterinary)
Chapter 03	Fishery products other than crustaceans and molluscs (fresh fish, smoked fish, etc.)		•		•
04-01 to 04-06; 19-01-90	Dairy produce	•	•		•
04-05-1; 15-17-10; 21-03-30; 21-03-90-90	Butter; margarine; mayonnaise; mustard	•	•		•
04-09-00-00-00; 17-02-19-00-00	Natural and artificial honey		•		•
07-01 to 07-11; 08-01 to 08-11	Fruit and vegetables		•		
07-14	Tubers		•		
08-10-90-00-00	Crustaceans, molluscs, etc.		•		
09-01; 09-02	Tea and coffee	•	•		
09-10	Spices		•		•
10-01-10-00-00	Wheat		•	•	
10-05; 10-07; 10-08	Cereals, unworked		•	•	
10-06-30 to 10-06-40	Rice	•	•	•	
11-01-00-00-00	Wheat flour	•	•		
12-07-10 to 12-07-99	Oilseeds		•		
15-01 to 15-16	Edible fats		•		•
15-07-90; 15-08-90; 15-09-90; 15-11-90-10-00; 15-11-90-90-90	Edible vegetable oils	•	•		
16-02; 16-04; 16-05; 20-01 to 20-05; 20-08	Preserved food of animal, fish or vegetable origin	•	•		•
17-01-91 to 17-01-99	Sugar, granulated, powdered or in lumps	•	•		
17-02-90-00-00; 21-06-90-10-00	Syrups		•		
17-04; 18-06-90-10; 19-05-31	Biscuits and confectionery	•	•		•
19-01-10-00-00	Flour for infant use		•		•
19-02	Pasta and couscous	•	•		•
19-05-90-00-00	Pastrycooks' products		•		•
20-02-90-10 to 20-02-90-20	Tomato concentrate	•	•		•
21-02	Yeasts and additives for breadmaking	•	•		•
21-04-10-10-00	Cubes and aromas for seasoning	•	•		•
21-06-90-90-90	Ready meals		•		•
21-06-90-90-90	Food colours		•		•
22-01	Mineral waters and aerated waters, unsweetened	•	•		•

<sup>78</sup> Joint Order No. 2007-218/MCPEA/MEF/MS of 26 June 2007.

Tariff nomenclature	Description of product	IGAE (CNC)	LNSP (CQS)	DPVC (BV)	DGSV (veterinary)
22-02-10	Aerated waters, sweetened	•	•		•
22-03; 22-06-00-10	Beer	•	•		
22-04; 22-05	Wine	•	•		
22-07-10-10	Pharmaceutical alcohol	•	•		
22-08	Liqueurs and spirits	•	•		
22-09	Vinegar	•	•		
23-09	Animal feed		•		•
24-02 and 24-03	Cigarettes and tobacco of all kinds	•	•		
25-01-00-20-00	Cooking salt	•	•		
28-09	Carbide	•			
28-28-90-10	Bleach	•	•		
Chapter 31	Fertilizers		•		
33-03 to 33-05; 34-01	Soaps, perfumery and cosmetic products	•	•		
33-06-10-00-00	Toothpastes		•		
35-06-10 and 35-06-91	Cold-vulcanizing glues (solutions)	•			
38-08-90-10-99	Insecticides, in aerosols and coils	•	•	•	
38-08-99-00-90	Pesticides, other than aerosol insecticides	•	•	•	•
39-23-21; 39-23-29	Polyethylene and polypropylene bags	•	•		
40-11-40-00-00; 40-11-50	Pneumatic tyres for bicycles, mopeds and motorcycles of a cylinder capacity of less than 125 cc.	•			
40-13-20 to 40-13-90	Inner tubes for bicycles, mopeds and motorcycles of a cylinder capacity of less than 125 cc.	•			
72-08 to 72-12; 72-19; 72-20; 72-25; 72-26; 73-08-90-90-90; 74-09; 75-06; 76-06; 79-05	Metal plates and sheets	•			
73-11-00-00-00; 76-13-00-00-00	Gas cylinders	•			
85-06-10 to 85-06-80	Primary cells	•			

Source: Ministry of Animal Resources and Joint Order No. 2007-226/MCPEA/MFB/MS.

### (x) Packaging, marking and labelling requirements

94. Burkina Faso has had rules on marking and labelling since 1987.<sup>79</sup> Specific provisions govern the release for consumption of certain products, such as electrical batteries, rice, boxes of matches, and cigarettes (Table III.8).<sup>80</sup>

**Table III.8**  
Marking and labelling requirements

Item	Specific marking
Cigarettes	On the carton and packet: <i>Vente au Burkina Faso</i> (Sale in Burkina Faso).
Batteries	Indelibly inscribed, in French, on the surface of the battery: <i>Vente au Burkina Faso</i> ; name and address of manufacturer; voltage; type designation; polarity signs; sell-by date.
Matches	In the upper part of the face of the box: <i>Vente au Burkina Faso</i> .
Rice	On each jute or polypropylene sack: <i>Burkina Faso</i> ; percentage broken; brand and sales description; net weight; country of origin; name and address of importer.

Source: Burkina authorities.

<sup>79</sup> Kiti (Law) AN-IV 458 *bis*/CNR/CAPRD of 31 July 1987 establishes the control procedures for certain pre-packaging.

<sup>80</sup> Cotecna online information, "Burkina Datasheet". Viewed at: [http://www.cotecna.com.ph/COM/Images/burkina\\_datasheet.pdf](http://www.cotecna.com.ph/COM/Images/burkina_datasheet.pdf).

95. Additional requirements were introduced with the adoption of new regulatory frameworks concerning biotechnological risk prevention, plant seeds, and fertilizer controls.<sup>81</sup>

96. Genetically modified organisms and products derived therefrom, distributed or marketed on the national territory, must be labelled in such a way that the labelling cannot be effaced or falsified and must bear the words "Products based on genetically modified organisms" or "Contains genetically modified organisms". They may only be placed on the market if the labelling indicates the name of the genetically modified organism, the name and address of the distributor, and warnings, in French, concerning use.

97. Any packaging containing fertilizer must bear an appropriate label showing, in readable form, the name and address of the manufacturer, the formula, the nutrient content and the net weight. Where fertilizer is shipped in bulk, a label must accompany each shipment.

98. Packaging containing seeds must include, on the inside and the outside, accurate information for the purpose of ensuring the traceability of the seed (name of species, category of forestry reproductive material, name of variety, country of production, cycle, date of harvesting, lot number, use-by date, weight, and treatment product used). The name, address and business name of the distributor must also be legibly indicated.

**(xi) Contingency measures**

99. Burkina Faso has no domestic legislation on anti-dumping, countervailing or safeguard measures. There are, however, provisions at community level (joint report, Chapter III(2)).

**(xii) Other measures**

100. In Burkina Faso, buffer stocks are maintained by the National Security Stock Management Company (SONAGESS) and the Burkina National Hydrocarbons Company (SONABHY). Burkina Faso applies the sanctions decided upon within the framework of the United Nations Organization or the regional organizations to which it belongs.

**(3) MEASURES DIRECTLY AFFECTING EXPORTS**

**(i) Registration and customs procedures**

101. The registration formalities applicable to imports of goods for commercial purposes also apply to exports (section (2)(i)). All exports are subject to the submission of a detailed declaration to Customs; the conditions relating to the use of approved customs clearing agents are identical to those at importation. Sesame is subject to a special export authorization regime; depending on market conditions, this regime may also be applied to cereals. The community provisions concerning the repatriation of earnings and their conversion into CFAF are in force (joint report, Chapter III(3)(i)).

102. Exports and re-exports are zero-rated for VAT and exempt from the application of other domestic taxes.<sup>82</sup> Exports of services are not eligible for the zero-rated VAT regime, which tends to

---

<sup>81</sup> Law No. 005-2006/AN of 17 March 2006 on the biotechnological safety regime in Burkina Faso. Law No. 026-2007/AN of 20 November 2007 instituting fertilizer controls in Burkina Faso. Law No. 010-2006/AN of 31 March 2006 on the regulation of plant seeds in Burkina Faso.

<sup>82</sup> The right of deduction is conferred on certain operations treated as exports, including the part of land transport operations that takes place abroad; international air transport operations; the provisioning of aircraft

disadvantage the development of the sector in Burkina Faso and could deter some foreign investors.<sup>83</sup> The shipment of some live animals and raw hides abroad is subject to the levying of the following taxes: bovine animals (CFAF 3,000 per animal); sheep and goats (CFAF 250 per animal); poultry (CFAF 50 per bird); and raw hides (CFAF 100 per kilo).<sup>84</sup> Burkina Faso also imposes a levy of CFAF 500 per export certificate for works of art, which goes to the National Cultural Promotion Fund (FNPC).<sup>85</sup>

**(ii) Goods in transit**

103. Transit operations can be processed only in certain customs offices, whose powers are defined by regulation.<sup>86</sup> Goods in transit must be escorted to the point of departure from Burkina customs territory; goods re-exported by land are also subject to this rule.<sup>87</sup>

104. International transit operations by rail are carried out by the International African Rail Transport Company (SITARAIL) and exempt from payment of a deposit. International transit by air is open to airlines flying international routes; these must be approved by the Customs Administration and make an annual deposit. Where international road transit is concerned, the mandatory approval applies to the means of transport and not to the companies, which means higher costs for road carriers. Burkina Faso has been implementing the ECOWAS international road transit carnet (TRIE) since 1 January 2004.<sup>88</sup> In principle, this instrument allows for goods to be transported without breaking bulk within the ECOWAS area, under cover of a single document and with the suspension of duties, taxes and prohibitions. Transit under the TRIE carnet requires approval of the means of transport and must be guaranteed by the CCI-BF.

**(iii) Export prohibitions and controls**

105. According to the Burkina authorities, ivory and gold are subject to a special export authorization (ASE); the export of objects belonging to the cultural heritage is subject to authorization by the Ministry of Tourism. The export of young animals (donors and females) is prohibited, and the export of charcoal is suspended.<sup>89</sup> The export of cereals for marketing was also suspended for six months in 2008, within the context of emergency measures taken in response to the surge in food prices.<sup>90</sup> Exports of plant products must be accompanied by a phytosanitary certificate and an inspection note.<sup>91</sup> A sanitary certificate is required for exports of meat, live animals and game.

---

bound for a foreign destination; aircraft maintenance for airline companies serving foreign destinations on at least 50 per cent of the routes operated; services provided by the State, territorial authorities and public establishments of a non-industrial and non-commercial nature; and State contracts, for the part financed from external grants.

<sup>83</sup> UNCTAD (2009).

<sup>84</sup> The livestock sector's contribution is channelled into the Livestock Development Fund (FODEL), whose main missions are to provide loans and finance support measures in the form of subsidies. However, because of administrative problems, FODEL has so far merely served as an equipment fund.

<sup>85</sup> Decree No. 85-493/CNR/PRES/INFO/ of 29 August 1985, whose implementing regulations are set out in Raabo No. AN IV/54 CNR/CAB/DPCAB of 2 April 1987.

<sup>86</sup> Order No. 2003/00198/MFB/SG/DGD of 26 May 2003.

<sup>87</sup> Order No. 00/09 of 10 January 2000.

<sup>88</sup> Circular No. 2003/627/MFB/SG/DGD of 23 December 2003.

<sup>89</sup> Directorate-General of Customs (undated).

<sup>90</sup> Online information from the Centre for Budget Information, Training and Research. Viewed at: <http://cifoeb.org/spip.php?article33>.

<sup>91</sup> Decree No. 348-PRES-ECNA.



**(iv) Export subsidies and promotion**

106. In 1997, the Burkina authorities formally notified the WTO that there were no subsidy programmes; they reaffirmed the non-existence of subsidies, including any form of income or price support, in December 2009.<sup>92</sup> Tax concessions are granted to enterprises eligible for the export enterprise regime (enterprises that export at least 80 per cent of their total production) under the Investment Code (Chapter II(3)(iii)).

**(4) MEASURES AFFECTING PRODUCTION AND TRADE****(i) Incentives**

107. Burkina Faso grants certain tax concessions under the Investment Code (Chapter II(3)(iii)) and the Mining Code (Chapter IV(3)). Various support measures are also available to agricultural producers within the context of the rural development policy and food security (Chapter IV (2)(i)). In 2008, faced with the global food crisis, the Burkina authorities temporarily suspended the levying of customs duties and/or VAT on certain imported or locally produced fast-moving consumer products; hydrocarbons prices were subsidized (Chapter I(2)).

**(ii) Competition and price control regime**

108. The regulatory framework for competition policy has not changed since 2001<sup>93</sup>; Burkina Faso did not adapt its legislation following the entry into force of the relevant community regulations (joint report, Chapter III(3)(ii)). However, the latter would modify the functions of the CNCC, given the exclusive powers of the WAEMU Commission in the areas of anticompetitive understandings, abuse of a dominant position and State aid. Since the entry into force of the community regime, apart from cooperation within the framework of the WAEMU Advisory Committee on Competition, the responsibilities of the CNCC have been largely confined to consumer protection and combating competition-restrictive practices, which, under the national legislation, are defined as unjustified discrimination against an economic partner; misleading advertising; fraud; and counterfeiting. The sanctions arising out of these restrictive practices are also defined at national level.

109. The Minister responsible for trade is empowered to take exceptional measures, including price regulation, when competition on the domestic market is limited by a monopoly situation, crisis conditions or supply problems.<sup>94</sup> The law on competition provides for four regimes: monitored free pricing (observation without any particular constraints); controlled pricing (ceiling prices); fixed prices; and frozen prices or margins. In the case of imports, the fixed price regime may apply either to the price itself or to the profit margin (expressed in absolute or relative terms). According to the Burkina authorities, the fixed price regime applies to only five groups of products: hydrocarbons<sup>95</sup>, adjusted each month according to global price trends; school textbooks; essential generic medicines and medical consumables<sup>96</sup>; public water and electricity tariffs; and tobacco products. The IGAE in

---

<sup>92</sup> WTO documents G/SCM/N/3/BFA, G/SCM/N/16/BFA, G/SCM/N/25/BFA of 2 September 1997 and G/SCM/N/186/BFA of 14 December 2009.

<sup>93</sup> Law No. 33-2001/AN of 4 December 2001, amending Law No. 15/94/ADP of 5 May 1994.

<sup>94</sup> Law No. 15/94/ADP of 5 May 1994 and Decree No. 2003-615/PRES/PM/MCPEA/MFB of 26 November 2003.

<sup>95</sup> Orders Nos 96-28/MCIA/SG/IGAE, 96-29/MCIA/SG/IGAE and 96-30/MCIA/SG/IGAE of 20 May 1996.

<sup>96</sup> Orders Nos 97-134/MS/MCIA and 97-135/MS/MCIA of 19 May 1997.

the Ministry responsible for trade has the task of overseeing the effective implementation of pricing policy.

**(iii) State trading, State-owned enterprises and privatization**

110. Burkina Faso has not made any notification to the WTO concerning state trading enterprises. Although ambitious, its privatization programme has experienced some delays. Some sectors of the economy, including electricity and water, hydrocarbons supplies<sup>97</sup>, rail transport and certain postal services (letters and postcards of a weight not exceeding 2,000 grams), have still not been liberalized. As regards telecommunications, Onatel held exclusive rights to the fixed telephony network, telex and telegraphy up to 31 December 2005. This monopoly was abolished with the sale of 51 per cent of the shares to the Maroc Telecom group in 2006. The State holds a monopoly on the importation of tobacco products whose selling prices are fixed by the Ministry responsible for trade. It exercises this monopoly through a private operator authorization regime; nine approved importers operate in free competition, without restrictions on the quantities imported.

111. The Privatization Commission within the Ministry responsible for trade is the technical body in charge of implementing the State withdrawal policy first introduced in 1991.<sup>98</sup> According to the Burkina authorities, 28 enterprises have been transferred to the private sector using six methods of privatization, namely: the sale of shares; the sale of assets; increase of capital; operating concession; lease-purchase; and lease-management. A total of 21 enterprises have been liquidated or are in process of liquidation. In 2010, the residual portfolio of the privatization programme contained six enterprises (Table III.9). The severe deterioration of the international economic and financial environment since the end of 2008 has been reflected in a certain slowing down of the State withdrawal programme. The Burkina National Electricity Company (Sonabel) and the National Water and Sanitation Board (ONEA) have been withdrawn from the list of enterprises to be privatized.

**Table III.9**  
**Status of the privatization programme, 2002-2009**

Company	Principal activity	Initial State share (%)	Final State share (%)
<b>2002</b>			
ONBAH	Dams	100	Liquidated
SBF	Brickworks	100	Liquidated
<b>2003</b>			
SONACIB	Cinema	82	Liquidated
CNEA	Agricultural equipment	100	Liquidated
CGP	Rice	100	Liquidated
ONPF	Well and boreholes	100	Liquidated
MEDIFA	Medicines	100	Liquidated
<b>2004</b>			
Hôtel Indépendance	Hotel trade	100	Lease-management
<b>2005</b>			
CENATRIN	Information technology	100	Liquidated

<sup>97</sup> SONABHY holds a monopoly on the importation and storage of petroleum products. The distribution of these products is open to competition, but the economic operators must be approved by the Ministry responsible for trade.

<sup>98</sup> For the sake of transparency, its work is monitored by observers representing the general management of the enterprise concerned, the staff and the Ministry responsible for technical supervision. The main Burkina trade union bodies are also represented.

Company	Principal activity	Initial State share (%)	Final State share (%)
CBMP	Precious metals	100	Liquidated
<b>2006</b>			
ONATEL	Telecommunications	100	49
<b>2007-Present</b>			
AÉROPORTS	Airport services	100	Concession/Affermage
ONATEL	Telecommunications	49	26 <sup>a</sup>
SONABHY	Petroleum products	100	In progress
BUMIGEB	Surveys and geology	100	In progress
Hôtel Silmandé	Hotel trade	90.94	In progress
CCVA	Vehicle inspection	100	49 <sup>b</sup>

a It is intended to continue State withdrawal by selling 6 per cent of the capital to the employees.

b It is intended to continue State withdrawal by selling 4 per cent of the capital to the employees and 20 per cent by public offering.

Source: Burkina authorities.

#### (iv) Government procurement

112. The process of reform of the Burkina government procurement management system culminated in the drafting of new regulations, which entered into force on 1 July 2008.<sup>99</sup> The aim of the innovations introduced was to increase the transparency and efficiency of the public contract mechanism. The regulatory framework now encompasses public service concessions and incorporates the corresponding WAEMU rules (joint report, Chapter III(4)(ii)). Discrimination based on the nationality of the candidates and distortions of free competition between public and private bidders are prohibited. In accordance with community requirements, the regulatory and control functions are performed by two different bodies.<sup>100</sup> The Directorate-General of Government Procurement (DGMP) maintains a database, accessible on-line to any economic operator, on the awarding of Burkina public contracts.<sup>101</sup>

113. The methods of awarding public contracts vary, among other things, with the purchase sum. An open invitation to tender is mandatory when the cost estimate, all taxes included, is CFAF 20 million or more; the invitation is published in the Government Procurement Review and in at least one mass-circulation general newspaper. The invitation to tender may be open (with or without pre-selection). Exceptionally, the contracting authority may opt for selective tendering or direct negotiation (private agreement).<sup>102</sup> A price request procedure, which requires publication in the Government Procurement Review only and ends in a letter of purchase, may be used when the amount is equal to or greater than CFAF 1 million but less than CFAF 20 million. Public contracts that do not

<sup>99</sup> Decree No. 2008-173/PRES/PM/MEF of 16 April 2008 on the general regulation of government procurement and public service concessions.

<sup>100</sup> As of 1 July 2008, the Public Contracts Regulatory Authority (ARMP) became the national entity responsible for regulation, dispute settlement and the evaluation of the system for awarding public contracts and public service concessions. The Directorate-General of Government Procurement (DGMP) has exclusive authority over the awarding and performance of public contracts and the monitoring of compliance with the relevant legislation. Viewed at: <http://www.finances.gov.bf/>.

<sup>101</sup> DGMP online information. Viewed at: <http://www.dcmp.bf/SiteDcmp/statistiques-marches-publics/statistiques-des-marches.jsp>.

<sup>102</sup> To ensure a certain level of competition, the number of candidates invited to submit bids under the selective invitation to tender procedure cannot be less than three. Private agreements may only be reached with contractors, suppliers or service providers who agree to submit themselves to a price check. They must not appear on the list of unreliable suppliers or those who have had difficulty in performing public contracts.

exceed the threshold of CFAF 1 million are executed in the form of a "purchase order" after a request for quotes, a simplified procedure which does not take written form.<sup>103</sup>

114. Depending on the nature and term of the contract, the contractor may be required to provide a performance guarantee; this may not exceed 5 per cent of the basic contract price plus or minus amendments, where appropriate. Intellectual services contracts are awarded after a request for proposals, followed by competitive bidding by the pre-selected consultants; in this case no performance guarantee is required. The regulatory framework provides for the appointment of someone to take charge of the contract, with responsibility for implementing the award procedures and monitoring performance.

115. Bids submitted by community enterprises that satisfy the specifications in the tender dossier benefit from a margin of preference of 10 per cent; this increases to 15 per cent for local enterprises, in the case of invitations issued by local authorities. A 15 per cent preference is also granted to enterprises established in the WAEMU area that supply worked or manufactured goods with a value added of at least 20 per cent. In conformity with the community provisions, candidates undertaking to subcontract at least 30 per cent of the global value of the contract to a national enterprise may be entitled to an additional margin of 5 per cent, concurrently with the previously mentioned preference rates.

116. In 2009, the total value of the contracts approved by the Minister of the Economy and Finance was CFAF 269,720.9 million, as compared with CFAF 81,231.8 million in 2005. Expressed as a percentage of GDP, government procurement rose from 2.8 per cent in 2005 to 6.9 per cent in 2009. Detailed statistics concerning the different procedures for awarding contracts, available since 2007, are reproduced in Table III.10. Despite the relatively short time span, the data suggest an encouraging trend. Thus, the percentages of the total value of public contracts corresponding to awards based on selective invitations to tender and private agreement declined in favour of open invitation to tender procedures. However, the breakdown by number of contracts reveals that in relative terms the use of open invitations to tender diminished between 2007 and 2009.

**Table III.10**  
Public contracts by award procedure, 2007-2009<sup>104</sup>

	2007		2008		2009	
	Number	Amount (CFAF million)	Number	Amount (CFAF million)	Number	Amount (CFAF million)
Total	624	114,916.2	760	118,094.4	646	269,720.9
Award procedure	(as a percentage of the total)					
Open invitation to tender	70.35	40.24	69.61	67.26	54.18	68.91
Selective invitation to tender	9.94	39.93	8.68	16.90	13.62	12.54
Request for prices	..	..	..	..	5.11	0.86
Request for proposals	6.41	6.00	12.76	7.78	10.68	7.87
Private agreement	13.30	13.82	8.95	8.06	16.41	9.82

.. Not available.

Source: Directorate-General of Government Procurement.

<sup>103</sup> The value of contracts divided into several lots is estimated on the basis of all the lots; the award procedure adopted is applied to each lot.

<sup>104</sup> The table does not reflect the contracts awarded by State public establishments, State-owned companies and communes, or contracts for less than CFAF 50 million (all taxes included) approved outside the Ministry of the Economy and Finance. Awards of public service concessions, totalling CFAF 15,481.9 million in 2009, are also not taken into account.

**(v) Protection of intellectual property rights**

117. Like the other WAEMU countries, Burkina Faso is a member of the African Intellectual Property Organization (OAPI), which was established by the Bangui Agreement (joint report, Chapter III(4)(iii)). The revised Bangui Agreement (1999) was ratified by the Burkina authorities on 8 June 2001.<sup>105</sup> Under the 1991 Constitution, this agreement is applicable in Burkina Faso as State law and enforceable *ipso jure*; there is no national implementing legislation.

118. The DNPI in the Ministry responsible for trade acts as the national liaison office in Burkina Faso.<sup>106</sup> It is the main source of information and awareness-raising in the field of industrial property; the establishment of an intellectual property advisory agency in 2006 has helped to increase the number of filings.<sup>107</sup> The steady increase in applications filed with the OAPI, particularly where trademarks and trade names are concerned (Table III.11), contrasts with the DNPI's shortages of equipment and human resources.

119. The protection of copyright and related rights is entrusted to the BBDA, whose role was strengthened in 2000<sup>108</sup> by extending its sphere of action to include the rights of performers, phonogram and videogram producers and broadcasting organizations. The BBDA administers the income raised from the application of various taxes, in particular at the customs cordon (section (2)(iv)), as well as the royalties derived from copyright. In addition to collecting income (including from abroad) and distributing it among those entitled to it, the BBDA is charged with combating piracy and raising awareness among artists and the public. Within the framework of its collaboration with the customs services, the BBDA issues the visas required for importing phonograms and videograms into Burkina Faso.

**Table III.11**  
**Applications received by the DNPI and transmitted to the OAPI, 2005-2009**

	2005	2006	2007	2008	2009
Patents	1	2	..	2	4
Trademarks	22	9	20	15	28
Industrial designs	3	1	..	1	..
Trade names	22	13	68	54	29
Utility models	3	3	3	2	..
Renewal of trademarks	..	..	..	3	..
Renewal of industrial designs	..	..	..	..	..
Registration in the special trademarks register	..	..	..	..	..
Research into prior art	2	2	1	4	..
Trademark extension	..	..	..	..	..

.. Not available.

Source: Burkina authorities.

120. The National Committee to Combat Piracy of Literary and Artistic Works (CNLPOLA) was set up in 2001 but is not yet operational.<sup>109</sup> It will have the following responsibilities: to implement national policy on combating the piracy of literary and artistic works; to inform the public and promote awareness regarding respect for the legislation on literary and artistic property; and to carry

<sup>105</sup> Law No. 004-2001/AN of 15 May 2001.

<sup>106</sup> Order No. 01-117/MCPEA/SG/DNPI of 24 December 2001.

<sup>107</sup> Ministry of Trade, Enterprise Promotion and Crafts (undated).

<sup>108</sup> Decree No. 2000-149/PRES/PM/MCA of 20 April 2000.

<sup>109</sup> Decree No. 2001-259/PRES/PM/MCA of 6 June 2001.

out checks and bring proceedings before the courts against infringers of the law on the protection of literary and artistic property.

---

---

#### **IV. TRADE POLICIES AND PRACTICES BY SECTOR**

##### **(1) INTRODUCTION**

121. Since the last review of Burkina Faso's trade policy in 2004, the country's agricultural policy has been modified, in particular by a return to better guidance for producers with a view to improving their productivity. New mining legislation has helped to attract foreign investment, and the Government has maintained a liberal trade policy on foreign investment in most services sectors, with new measures for the liberalization of telecommunications, accounting and air transport services aimed at transposing WAEMU community law. However, road transport services continue to be organized by means of sharing agreements, which are delaying reform, and the energy import and distribution sectors have experienced crises and shortages, due to lack of investment and poor management of some public enterprises.

##### **(2) AGRICULTURE, LIVESTOCK, FORESTRY AND FISHERY PRODUCTION**

###### **(i) Overview**

122. More than 92 per cent of Burkina Faso's active population works in agriculture. Cotton and livestock-raising are the two main activities, followed by cereal (sorghum, millet, maize), groundnut and pea growing. Of the three climatic zones, the Sahel and Sudan-type zones in the centre are the worst exposed to drought and are used for growing cereals and for sesame, which can tolerate low rainfall. Sorghum is the crop that occupies the largest proportion of the arable area, closely followed by millet, the rest being mainly taken up by maize. The areas reserved for rice and fonio are fairly limited. In value terms, the two main products are meat of bovine animals and cotton lint, followed by cowpeas, which are playing a steadily increasing part in the diet.

123. Poverty continues to predominate in rural areas and living conditions remain precarious. According to a report published in 2003 by the National Institute of Statistics and Demography of Burkina Faso (INSD), nearly a quarter of the population lives in a state of chronic food insecurity. However, according to the FAO, the proportion of the population that is undernourished fell from 14 per cent in 1992 to 13 per cent in 2000-2002, and then to 9 per cent in 2002-2004.<sup>110</sup> The value added per agricultural worker is increasing steadily, by about 2.4 per cent per year in real terms, but remains very low, not exceeding the equivalent of €150 per year in 2004-2006. Trade policies and practices designed to increase agricultural value added thus have an impact on the country's entire economy and, in particular, on poverty reduction.

124. As crop and livestock farming are heavily dependent on weather factors, the growth of agricultural production, and hence of the economy as a whole, is very variable. In volume terms, the growth of agricultural production has been strong during years of good rainfall, but there were sharp falls in 2000/2001, 2004/2005 and 2007/2008 (Table IV.1). In 2007/2008, the rains destroyed crops, food stocks, seed and herds. Thanks to an even rainfall (and a State input subsidy), in 2008/2009 cereal production reached more than 4.4 million tonnes. The forecast for the 2009/2010 crop was 3.6 million tonnes.

---

<sup>110</sup> FAO (2009).

**Table IV.1**  
**Crop production, 2000/2001 to 2009/2010**

	2000/ 2001	2001/ 2002	2002/ 2003	2003/ 2004	2004/ 2005	2005/ 2006	2006/ 2007	2007/ 2008	2008/ 2009 <sup>e</sup>	2009/ 2010 <sup>e</sup>
Cereals ('000 tonnes)	2,287	3,101	3,119	3,564	2,902	3,650	3,680	3,088	4,358	3,627
Maize	316	606	653	666	481	799	866	534	1,014	895
Rice	66	110	89	91	75	94	114	69	195	214
Sorghum	847	1,372	1,373	1,610	1,134	1,553	1,516	1,507	1,875	1,521
Millet	604	1,009	995	1,184	938	1,196	1,175	966	1,255	971
Groundnuts	169	301	324	358	245	221	215	245	346	331
Cowpeas	128	376	330	457	276	445	436	253	538	454
Potatoes	27	42	37	29	41	71	81	62	73	81
Sesame	7	31	14	18	12	25	23	19	52	56
Seed cotton ('000 tonnes)	274	378	406	472	535	730	760	377	721	484
Crop production (CFAF billion)	593	743	744	828	824	945	966	..	..	..
Crop production (CFAF billion, at 1999 prices)	576	652	666	727	708	791	798	..	..	..

.. Not available.

*Source:* Information provided by the Government of Burkina Faso (2010).

125. In periods of normal rainfall, cereal, groundnut and pea production covers all the country's needs. The contribution of imported food products (about CFAF 60 billion, €103 million) to total imports is relatively small as compared with other countries (10 per cent), and has even decreased slightly since 2004. The main imports are tobacco, food preparations, rice (30 per cent of domestic consumption) and wheat, sugar and edible oils (Table IV.2).

126. The main agricultural exports are cotton lint, whose export value has varied, since 2004, between CFAF 100 billion and CFAF 200 billion (€150 and 300 million), followed by livestock products, earnings from which appear to have varied to a lesser extent (CFAF 32 to 51 billion depending on the year) but are very difficult to estimate because of the overriding importance of informal trade (Table IV.3). The third export product is shea, export earnings from which doubled between 2004 and 2009 (to reach CFAF 17.5 billion, or €27 million). There has also been a notable expansion of sesame production: between 2000 and 2007, sesame exports increased in volume from 8,600 to 21,400 tonnes and their value is believed to have reached €10 million in 2007.

127. According to the authorities, the potential for cereal exports lies mainly in West Africa, to which Burkina Faso is exporting little at present. The authorities expect the regulatory and informal obstacles that are restricting Burkina cereal exports to other ECOWAS and WAEMU countries to diminish following the registration of cereals as a sensitive product within the framework of WAEMU and ECOWAS subregional policy, with a reduction in the prohibitions and quotas imposed on the export of cereals, other non-tariff measures, roadblocks, etc.

**Table IV.2**  
**Imports of agrifood products, 2000 and 2007**

Product	2000		Product	2007	
	Quantity (tonnes)	Value (€thousand)		Quantity (tonnes)	Value (€thousand)
Rice, milled	74,404	21,912	Tobacco products	1,481	20,837
Rice, broken	79,800	20,345	Food preparations	6,429	16,679
Food preparations	16,100	20,205	Wheat	53,500	12,056



Product	2000		Product	2007	
	Quantity (tonnes)	Value (€thousand)		Quantity (tonnes)	Value (€thousand)
Tobacco, unmanufactured	2,027	12,889	Sugar, refined	42,170	11,106
Cola nuts	17,849	10,874	Edible pasta	17,139	9,524
Tobacco products, n.e.s.	1,602	9,821	Milk, whole, dried	2,919	8,892
Wheat	49,883	9,420	Wheat flour	23,146	8,819
Palm oil	14,027	9,097	Palm oil	13,800	8,037
Malt	12,374	8,023	Food prep. of flour, malt	5,787	5,679
Wheat flour	29,604	6,303	Rice, milled	14,450	5,261
Milk, whole, dried	2,932	5,640	Oils, other	7,101	5,230
Coffee extracts	592	4,922	Wine	5,013	4,683
Cereal preparations	27,566	4,909	Beverages, distilled alcoholic	3,893	4,199
Sugar, refined	9,942	4,374	Cola nuts	7,848	3,687
Milk, whole, condensed	4,087	4,329	Malt	9,519	3,662
Rice, paddy	19,038	3,673	Vegetable oils, n.e.s.	4,120	3,288
Vegetable oils, n.e.s.	3,928	2,882	Breakfast cereals	6,886	2,584
Beans, dry	5,542	2,592	Rice, husked	7,116	2,429
Milk, whole, evp.	1,580	2,236	Tomato paste	2,363	2,411
Milk, skimmed, dried	1,167	1,300	Beverages, non-alcoholic	4,190	2,340

Source: FAO online information, "Trade". Viewed at: <http://faostat.fao.org/site/342/default.aspx>.

**Table IV.3**  
Exports of agricultural products, 2000 and 2007

Product	2000		Product	2007	
	Quantity (tonnes)	Value (€thousand)		Quantity (tonnes)	Value (€thousand)
Cotton lint	73,600	81,514	Cotton lint	200,938	179,223
Bovine animals	174,160	15,196	Bovine animals	200,000	13,151
Sheep	226,152	3,894	Sesame seed	21,352	9,864
Sesame seed	8,589	3,487	Mangoes, mangosteens, etc.	3,261	6,395
Cottonseed oil	5,288	3,054	Sheep	200,000	4,165
Goats	146,557	2,714	Cottonseed oil	4,048	2,403
Maize	42,393	1,924	Goats	150,000	2,192
Cigarettes	372	1,783	Tomatoes	14,234	2,035
Sugar, refined	2,859	1,592	Beans, green	939	1,875
Cashew nuts	2,260	1,162	Oilseeds, n.e.s.	4,082	1,343
Beans, green	770	716	Cottonseed	7,345	1,169
Cottonseed cake	16,107	660	Vegetable oil, n.e.s.	813	907
Shea nuts	11,575	580	Cigarettes	136	884
Sheepskins, dried, salted	130	499	Maize	10,741	706
Millet	10,010	448	Sorghum	5,994	671
Beans, dry	680	394	Tea	1,151	599
Pulses, n.e.s.	713	380	Cocoa beans	495	550
Fowl	689	321	Cottonseed cake	3,104	402
Cottonseed	4,982	309	Beans, dry	2,396	373
Mangoes, mangosteens and guavas	866	266	Infant food	93	329

Source: FAO online information, "Trade". Viewed at: <http://faostat.fao.org/site/342/default.aspx>; and IMF (annual average exchange rate).

(ii) **Agricultural policy**

128. Following the structural adjustment phase of the 1990s, marked by a process of liberalization and withdrawal of the State from the productive sectors, since 2000 Burkina Faso has adopted a strategy to alleviate poverty by centring its agricultural policy on increasing the output of small farmers so as to create conditions that promote food security and reduce poverty.<sup>111</sup> As production involves numerous small farmers, the benefits of the increase in their incomes are more widely spread across the national economy and extend to the suppliers of goods and services, the carriers who transport inputs and cotton, the workers in the ginning mills, etc.<sup>112</sup> The Rural Development Strategy, adopted in 2003, was designed to be consistent with the Poverty Reduction Strategy Paper (PRSP, see Chapter V). This policy has been carried out in parallel with the Government's commitment to developing cotton exports (see below), whose value, in some years, accounts for as much as two thirds of total merchandise exports.

129. However, following the withdrawal of the State from the agricultural sector after 1994, agricultural productivity and hence the quantities produced suffered from a lack of support and guidance for the producers; and during the decade that followed the impact on rural poverty increased.<sup>113</sup> Given the low level of financial resources available to most farmers working small areas of land, increased production largely depends on the measures taken to encourage them, such as equipping the surface area for agriculture, the supply and financing of inputs and equipment, and guaranteed outlets for their produce.

130. Almost all the enterprises engaged in the production, processing and marketing of agricultural products have now been privatized and the Ministry of Agriculture, Water Resources and Fisheries (MAHRH) is chiefly involved in providing support and advice to the producers, themselves grouped in producers' associations in order better to manage their collective interests. However, a return to a more important role for the Ministry in production assistance was decided following the crisis caused by the surge in food prices in 2008, in particular via the distribution of subsidized inputs for food production.

131. Since 2004, there has also been progress in growing crops that meet organic farming criteria, namely, the use of traditional agricultural practices and local resources, and thus are particularly suitable for small producers.<sup>114</sup> However, the authorities do not have enough resources to encourage this type of production (for example, technical know-how and the means of overcoming the various forms of resistance), which remains modest in scale.<sup>115</sup> The main programme is that for promoting organic cotton being implemented by the National Union of Cotton Producers (UNPCB, see below) in collaboration with the Institute for the Environment and Agricultural Research (INERA, cotton programme).

---

<sup>111</sup> Law No. 014/AN/99 of 15 April 1999 made possible the development of small farmers' organizations.

<sup>112</sup> Integrated Framework for Trade-Related Technical Assistance (2007).

<sup>113</sup> Government of Burkina Faso (2004).

<sup>114</sup> Organic farming creates sustainable living conditions for the farmers by providing them with access to new outlets and offering them better prices for their products. As early as 1989, the Government had launched a wide-reaching campaign to popularize compost-making techniques with the slogan "One family, one composter".

<sup>115</sup> Online information from the International Federation of Organic Agriculture Movements, "Les chiffres clés de l'agriculture biologique en Afrique". Viewed at: [http://www.ifoam.org/growing\\_organic/3\\_advocacy\\_lobbying/fr\\_leftlet\\_PDF/Statistic\\_Africa\\_fr.pdf](http://www.ifoam.org/growing_organic/3_advocacy_lobbying/fr_leftlet_PDF/Statistic_Africa_fr.pdf).

132. Varieties of genetically modified organisms have been authorized since 2008; for the time being, only cotton varieties are concerned.

**(iii) Principal trade measures**

133. At importation, the main trade measure is still customs duties, which have not changed since the introduction of the WAEMU CET in 2000 (joint report, Chapter III(2)). The CET led to a halving of the duty rates on agricultural products, from more than 30 per cent pre-2000 to 14.6 per cent. At the same time, agrifood imports are subject to numerous regulatory controls (joint report, Chapter III(2)).

134. In response to the increase in food prices in 2008, the Government suspended the collection of certain duties and taxes on some food products (Chapter III(2)). Moreover, as indicated in Chapter III(2), staple food products are exempt from VAT when sold or imported. By WAEMU decision, the agricultural sector is, in principle, excluded from the scope of VAT by the member States (joint report, Chapter III). In 2008, the Government temporarily banned the export of certain cereals to ensure the supply of the domestic market.

135. In 2008, the Government took measures to boost domestic production and contain the increasing costs of food imports (in 2006 the cost of rice imports amounted to CFAF 40 billion, or €61 million). To attain the objective of self-sufficiency in rice by 2015, Burkina Faso would have to produce 500,000 tonnes of milled rice. Its Emergency Plan for Achieving Food and Nutritional Security (PUSAN, 2008) includes granting producers 7,000 tonnes of improved sorghum, maize, rice, cowpea and sesame seed; selling at a heavily subsidized price (50 per cent) 7,000 tonnes of fertilizer and 3,000 tonnes of urea to the rice growers; and building producer capacity by providing support, advice, and training for monitors. Production subsidies cost CFAF 8.2 billion in 2008/2009 and CFAF 12.1 billion (€18.44 million) in 2009/2010.

136. The government measures on behalf of Burkina Faso's producers were followed by a 27 per cent increase in cereal production in 2008/2009 relative to the average for the previous five years. In the case of rice, production reached 195,000 tonnes in 2008/2009, which represents an increase of 81 per cent. These measures were therefore renewed in 2009 for rice and maize. For the period 2010-2015, production targets have been set for the 11 priority agricultural subsectors selected (sorghum, maize, cowpeas, sesame, rice, mangoes, tomatoes, onions, cassava, yams, and sweet potato). The choice of these subsectors is justified, in particular, by their substantial contribution to food security and poverty reduction, especially in rural areas.

**(iv) Policies in various subsectors**

**(a) Cotton subsector**

137. In value terms, cotton comes first, ahead of meat of bovine animals. Cotton is grown on more than 250,000 small farms and directly provides a living for nearly 3 million people, i.e. more than 20 per cent of the population.<sup>116</sup> Thus, it is a strategic product for reducing poverty in Burkina Faso. Following a remarkable increase in sown areas and production, Burkina Faso has become one of the largest producers of cotton in Africa. However, production volumes and values have been unstable from year to year (Table IV.4). Yields vary with the size of the farm, the equipment used (e.g., draught animals, mechanization, etc.), rainfall, and pressure from parasites. A minority of

<sup>116</sup> Burkina Joint-Trade Cotton Association (2008).

producers farm relatively large areas (up to 25 hectares), but most work small farms (between three and five hectares).

**Table IV.4**  
**Cotton production, 1999-2009**

	1999/ 2000	2000/ 2001	2001/ 2002	2002/ 2003	2003/ 2004	2004/ 2005	2005/ 2006	2006/ 2007	2007/ 2008	2008/ 2009	2009/ 2010
Producer price of cotton (CFAF/kg.)	160	175	200	175	175	175	175	165	165	165	160
Seed cotton production ('000 tonnes)	254	274	378	406	472	535	730	760	377	721	484
Cotton lint production - ('000 tonnes)	88.9	95.9	132.3	142.1	165.2	187.25	255.5	266	131.95	252.35	169.4
- (CFAF billion)	40.1	44.0	66.0	70.7	82.6	93.6	127.75	125.4	62.2	119	77.4
Area cultivated ('000 hectares)	240	260	360	406	444	521	621	570	379	535	406
Yield (tonne/hectare)	1.06	1.06	1.04	1.0	0.83	1.01	0.66	1.36	1.01	1.35	1.2

Source: Information provided by the Burkina authorities.

138. More than 9,000 groups of cotton producers have federated to form about 200 cotton producers' unions, at department and provincial levels and then at national level within the umbrella body, the National Union of Cotton Producers (UNPCB). The UNPCB - together with other private players - supplies the groups with inputs (fertilizer, pesticides, etc.). The inputs are financed by loans from the agricultural banks, in particular, Ecobank, which in January 2009 took over the Burkina Agricultural and Commercial Bank (BACB), and the Credit Union Network.

139. SOFITEX, formerly a French public enterprise (*Compagnie française des textiles*) established in the aftermath of the Second World War in accordance with the integrated subsector model, lost its monopoly on the purchase of seed cotton in 2004. As co-owner with 30 per cent of the shares, UNPCB has participated in the management of SOFITEX since 1999 and holds half the votes. Two new private ginning enterprises were established in 2004: FASOCOTON in the centre of the country and SOCOMA in the east. The three companies now do the ginning and exploit the finished products (lint) and co-products (seed, lint waste). Each company has a monopoly for eight years (until 2012) on the purchase of seed cotton in the area attributed to it by a Protocol of Agreement which sets out the conditions, but it must: (i) supply the producer groups with quality inputs on credit; (ii) discharge the input loans upon delivery of the seed cotton; and (iii) collect all the seed cotton produced in its area and pay for it at a price no lower than the floor price.

140. The farmers are directors of the companies, hold shares in them and thus are directly involved in the management of the subsector. The three cotton companies are grouped in the Cotton Companies Trade Association (APROCOB). APROCOB and the UNPCB both belong to the Burkina Joint-Trade Cotton Association (AICB), the subsector's management body.

141. The Protocol provides for the AICB to announce, following negotiations between the subsector's stakeholders, the prices of inputs and the producer floor price for seed cotton. It also provides for an additional buying price or "cotton refund" distributed during the following season in the event of a positive "cotton result" over the preceding season. The cotton result is the difference between the income of the cotton enterprises and their expenditure. Finally, there is a price support fund financed by the producers through a levy on the floor price. The subsector should cover its expenses even when global prices fall, if necessary by adjusting the floor price or drawing on the support fund.

142. Although global prices fell considerably between 1994/1995 and 2001/2002, the prices received by the producers did not decrease during that period (Table IV.4). After an initial crisis in 2001/2002, the cotton companies recorded heavy losses in 2004/2005, partly because of inadequate provisioning of the support fund, and partly because the prices paid to the producers did not reflect the price levels on world markets.<sup>117</sup> A new system for determining prices, based on a seven-year moving average, was approved by the AICB in March 2006. The support fund became a smoothing fund, which pays out when the price falls below the floor price, while its reserves are topped up when the price exceeds a ceiling price. The proportion of the surplus allocated to the smoothing fund is determined by the size of the surplus and the amount of the resources that have already accumulated in the fund. The Smoothing Fund Association had at its disposal funds lent by the French Development Agency (AFD).<sup>118</sup>

143. In February 2007, the three cotton companies once more estimated substantial losses for the 2007/2008 season (CFAF 40 billion, or €61 million), and then again for the 2008/2009 season; in both cases, the losses were absorbed by the State. During the period 2000-2009, Burkina Faso's revenue from cotton in CFAF stagnated, despite an increase in production volume (Chart IV.1), and the State became a net contributor to the sector. According to Burkina Faso, the support extended to cotton producers by some countries, by creating downward pressure on global prices, was one of the direct causes of the problems encountered by the Burkina cotton industry. Together with three other West African countries, Burkina Faso is actively pressing for the elimination of these subsidies (joint report, Chapter IV). According to the authorities, a substantial proportion of the production costs is not amenable to downward adjustment even if the world price falls; this applies, in particular, to the cost of inputs, the cost of transport from the factory to the port of the importer, and financial costs.

144. One of the programmes for the promotion of organically grown cotton (certified by Ecocert) is being implemented by the UNPCB.<sup>119</sup> The UNPCB has also obtained the Fairtrade Labelling Organization label. In 2005/2006, however, production was still limited (150 tonnes of seed cotton), despite the fact that this cotton benefits from a premium linked to the "bio & fair" aspects plus a premium for social projects. The average yield varies sharply with the fertility of the soil, the availability of organic manure, access to equipment, etc. The programme has facilitated the access of new organic cotton producer groups (GPCB) to equipment loans from Burkina credit unions. A training programme for producers and UNPCB officials has also been organized.

(b) Cattle - meat subsector

145. The livestock sector accounts for 12 per cent of GDP, with a large herd of cattle, estimated at 28 million head in 2009 and composed mainly of bovine animals, sheep and goats, but also of other animals such as pigs, asses, horses and camels. The poultry flock is also large and probably represents the main source of protein for the population. The Ministry of Animal Resources (MRA) is the government department responsible for the sector. Its main programme is the Livestock Sector Action Plan and Investment Programme (PAPISE). According to the authorities, the principal challenges facing the sector are the implementation of the regional land-use management schemes and the materialization of the policy of providing security of tenure for collective and individual farms. The land question cuts across all ministerial departments: mining and quarrying, water resources, roads and tracks, housing, forestry, partial and total wildlife reserves, etc. Specific actions include encouraging the progressive settlement of pastoralists in the cotton-growing areas in the south and

<sup>117</sup> Goreux, L. (2006).

<sup>118</sup> Online information from the French Development Agency. Viewed at: <http://www.afd.fr>.

<sup>119</sup> UNPCB/HELVETAS (2006) and UNPCB online information. Viewed at: [http://www.unpcb.org/spip.php?page=article\\_simple&id\\_article=91](http://www.unpcb.org/spip.php?page=article_simple&id_article=91).

turning them into cattle-finishing areas; creating corridors and access to wells and pasturage; augmenting semi-intensive and intensive production units by developing insemination and importing high-yield breeds; setting up public-private partnerships and improving production incentives and access to title deeds; improving access to the necessary basic services; and introducing tax incentives for investors.

146. According to MRA statistics, in 2007 live animal exports amounted to 400,000 head for goats and about 350,000 head for bovine animals and sheep. This trade suffered heavily as a result of the Ivorian crisis, but has been growing strongly again since 2003. The animals are mainly exported to Nigeria (bovine animals), Ghana (goats), Benin, and Côte d'Ivoire. As the informal component is very important where live animal exports are concerned, this trade is extremely difficult to quantify. According to the DTIS for the Integrated Framework programme, live animal exports were estimated at CFAF 36 billion (€55 million) in 2005.<sup>120</sup> There is supposed to be free trade in cattle exports and imports on the WAEMU and ECOWAS markets. Problems persist with regard to the implementation of this free-trade policy (joint report, Chapter IV) and should be resolved in order to encourage expansion of the regional cattle trade.

147. Meat of bovine animals is one of the country's main products in value terms. Cow milk is also an important product, as is the meat of other ruminants and poultry meat. The MRA is seeking to develop regional exports of meat and milk, in order to increase the subsector's value added by giving exports of products precedence over live animals. According to the Government, there is a solvent regional demand for meat and milk in West Africa.<sup>121</sup>

148. Since 2004, the capital Ouagadougou has had a modern refrigerated abattoir; a process is under way with World Bank assistance as part of the Support Programme for the Agricultural, Forestry and Livestock Farming Subsectors (PAFASP) to place it under private management and bring it up to international quality standards. In 2009, a livestock meat subsector promotion company SOBEVI - was in process of being set up to help fill the gap left by the winding up of the National Animal Resource Exploitation Board (ex-ONERA). In May 2009, private shareholders from Côte d'Ivoire, Burkina Faso and Mali set up the Cattle, Meat and Services Trading Company (SOCOBVI-SA); established at the initiative of the Confederation of National Livestock/Meat Federations (see joint report), SOCOBVI's purpose is to collect and market cattle, meat and its by-products and to process cattle feed and cattle care products within WAEMU.

149. Where customs duties are concerned, the WAEMU CET is escalated in the livestock subsector, with a maximum rate of 20 per cent on meat, milk and other finished products and a rate of 5 per cent on inputs (joint report, Chapter III). Imports of bovine animals and their meat are subject to SPS measures (Table III.2), while other meat and animal products are subject to several types of control. Powdered milk is the main import (about €9 million in 2007). There should be free trade in exports of Burkina products on the WAEMU and ECOWAS markets, that is to say, they should be exempt from all entry taxes within the region, which would give preferential access to meat originating in the region as compared with meat from third countries, which is subject to the CET and all other entry duties.

150. Exports of hides and skins are also important, as is the informal trade in these products with neighbouring countries. Their contribution to the total value of national exports is from 24 to 26 per cent depending on the year. Since 1995, a modern hide processing unit - Tan Aliz - has been

<sup>120</sup> Integrated Framework for Trade-Related Technical Assistance (2007).

<sup>121</sup> *Faso Presse*, "Resources animales au Burkina Faso: privilégier les exportations de viande", 3 February 2009.

operating in the Ouagadougou industrial zone. Tan Aliz has a processing capacity of 16,000 hides per day; the enterprise is understood to have subsidiaries in Mali and Niger. Three quarters of its production is shipped to Italy, 5 per cent to India, and 15 per cent to Spain, while 5 per cent is for local markets. Tan Aliz's exports vary between CFAF 7.5 and 23 billion per year depending on the source (about €11.5-35 million). Burkina Faso is a member of the West African Hides and Skins Association.<sup>122</sup>

(c) Fishery products

151. Annual fishery production is about 12,000 tonnes, up 25 per cent on 2006. By comparison, in 2009 more than 29,000 tonnes were imported, double the amount in 2006. Fish covers about 8 per cent of the population's animal protein requirements. It is marketed by wholesalers, processors and retailers who obtain their supplies from the production areas, often using substandard means of transport and ill-adapted methods of preservation. According to the FAO, the national fishery potential could be doubled or tripled if an effective and specific policy of fish farming development and, above all, a downstream fishery-product marketing policy were to be pursued.<sup>123</sup> To this end, in April 2010, the Ministry of Agriculture, Water Resources and Fisheries (MAHRH) drew up a Fishery Resources Sustainable Development Strategy (2025), together with a "Fish subsectors 2011-2015" action plan.

152. The average CET duty rate on fishery products (HS Chapter 3) is 16.6 per cent. In principle, fishery products of WAEMU and ECOWAS origin should enjoy total exemption from customs duties and other entry taxes. As indicated in Chapter III(2)(vi), VAT is not levied on sales or imports of fresh or frozen fish.

(d) Sugar

153. There is only one enterprise - the Nouvelle société sucrière de la Comoé (SN-SOSUCO) - that produces and processes cane sugar in Burkina Faso. This company was partially privatized in 1998 following the purchase of shares by a foreign group. The anticipated withdrawal of the State from SN-SOSUCO failed to materialize and it retains its 28 per cent equity participation. The Ivorian State holds 10 per cent of the shares. The enterprise has at its disposal a cultivable area of 4,000 hectares and one processing plant. Since 2008, sales on the domestic market have been channelled through the Sugar Distribution Company (SODI Sucre), which markets all SN-SOSUCO's production at prices fixed by the latter. At present, no sugar is being exported. Estimated at 40,000 tonnes/year, in 2003 SN-SOSUCO's production covered about 46 per cent of domestic needs. Since 2003, production has steadily declined, amounting to 32,000 tonnes in 2009.

154. Sugar imports increased almost eight-fold between 2000 and 2006, rising from 10,000 tonnes to more than 78,000 tonnes/year (Table IV.2). In August 2009, the trade unions sent an open letter to the Prime Minister in which they denounced the management of the enterprise.<sup>124</sup> According to the unions, the investment announced for developing productive capacity and modernizing equipment had not been made. The open letter also mentioned fraud in connection with sugar imports which, according to the authorities, had led to a chronic slump in the sales of SN-SOSUCO sugar and was the

---

<sup>122</sup> ASOAC online information, "Pays membres: Burkina Faso". Viewed at: <http://www.asoac-cuir.org/burkina.php>.

<sup>123</sup> FAO (2008).

<sup>124</sup> Sucre Éthique, online information. Viewed at: <http://www.sucre-ethique.org/Burkina-Faso-SN-SOSUCO-Les.html>.

source of the financial problems that had prevented the company from making the necessary investment in "upgrading" its plant (joint report, Chapter IV(4)(ii)).

155. Sugar is classified in the consumer goods category of the CET and is therefore subject to the maximum tariff of 22.5 per cent (CET at 20 per cent plus the PC, the PCS and the statistical fee). Among the other measures affecting sugar imports, reference values appear not to have been applied to sugar since June 2008; on the other hand, sugar imports form the subject of numerous controls and import documents, including a preliminary import declaration and a special import authorization (Chapter III(2)). The National Sugar Observatory was established in 2008. It is composed of the Ministries responsible for trade and finance, the SN-SOSUCO and several other bodies such as the customs administration, the anti-fraud committee, the Directorate-General of Taxes, and Cotecna. The Observatory has the task of balancing the needs of the market, SN-SOSUCO production and imports and preventing import fraud.

(e) Rice and other cereals

156. Cereal production was very good in 2008/2009 as compared with the average for the previous five seasons.<sup>125</sup> The sharp increase in cereal production in general and rice production in particular is attributable to the exceptional rainfall but also to the measures taken by the Government and its partners to help the producers improve productivity and hence cereal supplies. Given the inadequate financial resources of most small farmers, the expansion of production depends on the support they receive, particularly in the form of irrigation schemes, the supply and financing of inputs and equipment, and guaranteed outlets for their produce.

157. Rice is Burkina Faso's main cereal import, domestic production covering only one third of consumer requirements. Rice imports amounted to about 200,000 tonnes in 2006. Since 2008, Burkina Faso, like most African countries, has experienced a rice crisis (with a near-doubling of the price of rice in the capital Ouagadougou between June 2007 and June 2008), and emergency plans have been drawn up for increasing local production (Table IV.3).

158. Following the withdrawal of the State, beginning in 1994 when the cereals market was extensively liberalized, the State's role has been limited to ensuring food security for the populations of the areas at risk. In 2008, the State began subsidizing half the cost of seed and fertilizer, and it assigned the collection and purchase of the rice crop from the farmers chiefly to the National Stock Management Company (SONAGES). Established in 1994, SONAGES is responsible, among other things, for maintaining a national food security stock of 35,000 tonnes. In fact, however, the stock has barely reached 15,000 tonnes of cereals. Since 2005, SONAGES has also managed an intervention stock for market regulation purposes. The State also supports the production of maize and sorghum.

159. Cereal imports are generally subject to customs duty rates of 10 per cent in accordance with the CET, with reference values applied to imports of rice, which is also subject to a "national conformity certificate" (Chapter III(2)).

(f) Other agricultural products

160. Burkina Faso is the fourth cowpea producer in the world after the United States, Nigeria and Niger. Cowpeas, which are grown all over the country, are a crop that does not require much water. They contribute CFAF 19 to 22 billion to GDP and the demand is increasing steadily year on year.

---

<sup>125</sup> Sow, S. *et al.* (2009).



The main action necessary to promote this very promising branch of agriculture will involve increasing the yield from 0.7 to 1.5 tonnes/ha by 2015. The Government's production target for 2015 is 1.3 million tonnes.

161. Organically grown shea is one of the main agricultural exports after cotton, but curiously does not appear in the FAO's recent export statistics, either in the form of butter or in the form of nuts (Table IV.2), because a large proportion is traded informally across the borders with neighbouring countries before being re-exported abroad. Shea exports have averaged about CFAF 5 billion (€8 million) since 1998 and exceeded CFAF 10 billion (€16 million) in 2004, to give 40,000-60,000 tonnes on average per year. According to the authorities, the growth of shea nut exports is being held back by difficulties in increasing the local supply; the weakness and lack of organization of the local players; the monopoly power of the buyers and international refiners of shea-based products, which enables them to control the market; and the high costs of transport and transit for Burkina nuts.

### (3) MINING, ENERGY AND WATER

162. The Burkina mining sector is in full expansion following the start-up of production at several gold mines and the construction of several other mines. The four industrial gold mines in production have created about 1,350 permanent jobs, and the exploitation of the mines under construction will raise this number to about 3,000 jobs and the total amount of investment to CFAF 367 billion (€559 million). The influx of FDI since 2005 is partly due to a stable legal framework that respects contract law and title deeds. On the other hand, the energy sectors remain seriously dysfunctional and a drag on the country's economic development. The mining sector is one of the sources of growth identified by the Government.

#### (i) Petroleum products

163. Burkina Faso does not produce any oil. Petroleum products accounted for about 18 per cent of the value of imports in 2007, the latest year for which import statistics are available (Table I.5).

164. The hydrocarbons sector is the responsibility of the Ministry of Mining, Quarrying and Energy. SONABHY is the State-owned enterprise tasked with supplying the country with hydrocarbons, under the supervision of the Ministry of Trade, Enterprise Promotion and Crafts. It holds a monopoly on the importation and storage of hydrocarbons.<sup>126</sup> Its privatization was programmed in 2000 but has still to take place.

165. Petroleum products are transported to SONABHY's depots from Benin, Côte d'Ivoire, Ghana and Togo, mainly by road. They are subject to numerous import duties and taxes (joint report, Chapter IV); excise duty; and the contribution to the special inspection programme (Chapter III(2)(iv)). In 2008, duties and taxes accounted for a quarter of CFAF 288 billion (€440 million) worth of imports.

166. Petroleum products are distributed by some 20 private companies, primarily Total<sup>127</sup> (28.3 per cent of the quantity sold), which buy the products from SONABHY for redistribution. Hydrocarbons prices are fixed on a monthly basis by the Interministerial Hydrocarbons Price Setting Committee, in

<sup>126</sup> Kiti (Law) No. 85-035/CNR/PRES/PRECO of 9 October 1985.

<sup>127</sup> Total, online information, "Total au Burkina Faso". Viewed at: <http://www.total.bf/os/osburkinafaso.nsf/Home?ReadForm>.

accordance with the world price and "other charges that contribute to the determination of prices".<sup>128</sup> The prices of butane gas and the fuels used by SONABEL (see below) are subsidized by the State.

167. Since 2007, SONABHY has suffered simultaneously from sharp fluctuations in the price of a barrel of oil on the world markets, poor management, and government measures taken to relieve consumers. Thus, in response to the increase in the price of oil in July 2007, the Government decided to freeze the prices of hydrocarbons, causing substantial losses.<sup>129</sup> However, poor management would appear to be part of the explanation for the extent of the company's losses.<sup>130</sup>

## (ii) Other mining products

168. Burkina Faso has extensive mineral reserves, particularly of gold, phosphate, magnesium, zinc, lead, silver, iron, nickel and cobalt. There is also evidence of diamonds in the Barsalgo region, copper at Diénémera and bauxite at Fara. The total number of mining titles and authorizations in effect in 2009 was 595, including 383 exploration permits; nine industrial operating permits; four semi-mechanized small-scale operating permits; 159 traditional (manual) small-scale gold mining authorizations; and 40 quarry operating authorizations.

### (a) Summary by product

#### *Gold*

169. Production of fine gold fell from 1,600 kg. in 1995 to less than 400 kg. (12,540 troy ounces) in 2002, all mined on a small scale following the cessation of industrial production in 2000. Total gold production was estimated at 12 tonnes in 2009; four industrial gold mines were in operation and another three gold mines are under construction.

170. In March 2009 work began on the construction of a new gold mine at Essakane, in the province of Séno; production should begin in 2010. According to the Ministry of Mining, Quarrying and Energy, which is responsible for the mining sector, the annual revenue from the Essakane gold mine, in the form of taxes, various levies and royalties, is expected to be more than CFAF 30 billion (about €46 million). Orezone (a Canadian company) plans to produce 10 tonnes of gold a year over ten years, at an operating cost of less than US\$360 per ounce. The Essakane project is the largest gold mining operation in Burkina Faso, with an investment cost of CFAF 175 billion (€26.7 million).

171. The infrastructure planned for the Essakane ore zone includes a gold processing plant, a power station, and access roads. It is also intended to build a fuel and lubricant storage and supply station, accommodation, catering and leisure infrastructure, a dam to supply the necessary water and a water supply network linking the dam with the various parts of the plant. Orezone has initiated a "mines for water" programme to provide access to drinking water for the villages affected by its operations.<sup>131</sup> One of the consequences of developing the mine is the displacement of some hamlets, neighbourhoods and villages to make way for the construction of the necessary infrastructure. This has led to the establishment of an advisory committee, which includes representatives of the various socio-professional and religious groups in the villages and neighbourhoods concerned. According to

<sup>128</sup> Decree No. 2009-653/PRES/PM/MEF/MCPEA/MCE on the establishment, powers, composition and functioning of an Interministerial Hydrocarbons Price Setting Committee.

<sup>129</sup> SONABHY (2008).

<sup>130</sup> *L'Évènement*, 25 April 2010. Viewed at: [http://www.evenement-bf.net/pages/dossier\\_1\\_166.htm](http://www.evenement-bf.net/pages/dossier_1_166.htm).

<sup>131</sup> Novethic online information. Viewed at: <http://www.novethic.fr>.

the authorities, all the other gold-mining projects being developed include support measures for the communities in which the mines are located.

#### *Phosphates*

172. Burkina Faso has large natural phosphate deposits, those at Kodjari, in particular, being said to contain 30 million tonnes of reserves. Paradoxically, the soils used for agriculture are deficient in phosphorus.<sup>132</sup> Since the 1960s, work has been going on with a view to using the phosphates to make good the deficiency in the soils. In 1999, the Government, together with its partners, drew up an action plan for the integrated management of soil fertility (PAGIFS), which provides for the use of locally available natural phosphates to reduce the expenditure on imported fertilizer. The Kodjari mine would produce 3,000 tonnes a year, ground for use as fertilizer, at a uniform price of CFAF 60/kg. throughout the national territory.

#### *Manganese*

173. The manganese deposit at Tambao has reserves estimated at about 19 million tonnes of ore, with a manganese content of about 52 per cent. The deposit is not being worked and a reliable partner is being sought to exploit it. One of the obstacles to exploitation is the high cost of transport due, in particular, to the lack of a Kaya-Tambao railway to carry the ore. Another manganese mine is being built at Kiééré.

#### *Zinc*

174. The Perkoa zinc mine, located about 150 km. from the capital, has reserves estimated at 6 million tonnes of ore, with a 14.5 per cent zinc content, and should enable Burkina Faso to join the small group of African countries that produce this ore. Construction work on the Perkoa zinc mine began in 2007. The Australian company AIM Resources owns 90 per cent of the operating company Nantou Mining, the remaining 10 per cent being held by the State. The investment is estimated at CFAF 75 billion (€114 million). The exploitation of the Perkoa zinc mine is expected to last 13 to 20 years. Exploitation had not yet begun in May 2010.

#### (b) Regulatory framework

175. Since 2003, Burkina Faso has had a new Mining Code<sup>133</sup>, aimed at encouraging prospection and exploitation, particularly through foreign investment. The Code covers mining resources (except for liquid and gaseous hydrocarbons and underground water) and specifies that these belong to the State. Domestic and foreign enterprises have the same rights and obligations under the Code. Freedom of transfer of capital, income and salaries is guaranteed for foreign natural and legal persons (Box IV.1).

176. The Code provides for three types of permit: exploration (three years, renewable twice); industrial operation of a large mine (20 years, renewable for consecutive periods of five years until the deposit is exhausted) or a small mine (ten years, renewable for consecutive periods of five years until the deposit is exhausted); and semi-mechanized small-scale operations (five years, renewable for consecutive periods of three years), subject to authorization. One of the objectives of the Code is to formalize semi-mechanized small-scale operations, which occupy many small-scale miners working

<sup>132</sup> Ouédraogo, S. (2005).

<sup>133</sup> Law No. 031-2003/AN on the Burkina Faso Mining Code. Viewed at: <http://www.mines.gov.bf/SiteMines/texts/code-minier.pdf>.

numerous small gold deposits spread over 162 sites in 2009. These activities are important for Burkina Faso because they can be carried out with few resources and complement agricultural activities. However, despite efforts to train the gold panners and the banning of the use of chemical products for treating the ore, serious social problems, such as unhealthy conditions, child labour, and environmental problems, such as water pollution by mercury, still remain.

177. Permits are the subject of a mining agreement between the company and the State. An industrial operating permit for a large mine is issued on condition that the State receives 10 per cent of the operating company's shares; this condition does not apply to operating permits for small mines. Holders of permits and authorizations are subject to surface-ownership taxes and fees, the rates, bases and methods of imposition of which are negotiated with the State. A tax and customs incentives regime is available under the Mining Code (Box IV.1).

178. The Burkina Precious Metals Office (CBMP), a State monopoly, was the buyer of precious metals and stones from gold panners up until 2005, when it was wound up. Since then, 17 offices have been approved for the purchase of gold from panners, including for export. A tax of CFAF 100 is levied on each gram of gold purchased from the panners.<sup>134</sup>

**Box IV.1: Tax and customs concessions under the Mining Code (2003)**

During the exploration stage, holders of a permit or authorization are given customs and tax concessions. The Code provides for a single customs duty of 5% on equipment (including parts, but excluding private vehicles), raw materials, fuel and lubricants, and materials to be used for exploration. Such treatment is subject to the non-availability of the equipment, raw materials or materials on the domestic market on terms that are at least the same as those applicable to the goods to be imported. Tax concessions consist of total relief from VAT on goods (imports and purchases on the domestic market) and services needed for exploration, as well as from the tax on industrial and commercial profits (BIC), the minimum flat-rate tax on industrial and commercial professions (IMFPIC), the business tax and the employers' apprenticeship tax (TPA).

During the preparatory stage, enterprises enjoy total relief from VAT and customs duties on the raw materials, materials, fuel, lubricants and machinery required to operate the mine, for a maximum period of three years. The total relief from VAT also applies to the provision of geological services. However, importers must pay the statistical fee, the community solidarity levy (PCS) and the community levy (PC), that is, a total of 2.5%, and "any other future community tax". The exemptions end when commercial production first begins.

The tax concessions granted during the operating phase are as follows: industrial and commercial profits (BIC) are taxed at the ordinary-law rate less 10 percentage points (i.e. 25% instead of 35%), and all the expenses incurred for the purpose of generating such profits are deductible, including losses suffered during the previous five years. Moreover, the tax on income from securities (IRVM) is levied at half the normal rate (i.e. 6.25% instead of 12.5% in 2009). Operators also benefit from seven years' exemption from the minimum flat-rate tax on industrial and commercial professions (IMFPIC), the business tax, the employers' apprenticeship tax (TPA) and the tax on mortmain assets (TBM). Holders are also exempt from registration fees for acts involving an increase in capital.

During the operating phase, the customs concessions give holders of permits the right to a single customs duty of 7.5% (instead of 11.5%) on equipment, raw materials, fuel and lubricants, and materials throughout the period of operation. Moreover, the holder may request the use of the temporary admission procedure.

*Source:* Law No. 031-2003/AN of 31 July 2003.

<sup>134</sup> Interministerial Order No. 9-001 MCE/MEF/MCPEA.

179. The Burkina Bureau of Mines and Geology (BUMIGEB, a State-owned company), established by decree in 1985<sup>135</sup>, engages in research and other activities with a view to improving knowledge of the country's geology and mineral resources; performing various mining inspection functions delegated by the State; supporting the promotion and development of small mining; and supporting the discovery and exploitation of mineral substances in the soil and subsoil, as well as carrying out all related industrial, commercial, financial, and movable and immovable property transactions. BUMIGEB thus undertakes both public service activities and commercial activities (analysis, drilling, dynamiting, etc.). The Ministry announced the privatization of the Bureau of Mines in 2008, together with the imminent establishment of a mining development support fund.

### (iii) Electricity

180. Electricity provides only 2 per cent of the energy consumed in the country, 84 per cent of which is of traditional origin (wood and biomass), while hydrocarbons account for the remaining 14 per cent. Only 308,000 households and enterprises were being supplied with electricity in 2008 (Table IV.5).

**Table IV.5**  
Activity indicators for SONABEL, 2005-2008

	2005	2006	2007	2008
Capital (CFAF billion)	46	46	46	46
Number of employees	1,429	1,421	1,420	1,450
Length of LV network (m.)	4,891,625	5,297,093	5,634,231	5,829,037
Length of HV network (m.)	1,622,774	1,817,680	1,887,414	2,014,790
Energy imported (kWh million)	125.3	139.3	123.9	135.7
Thermal generation (kWh million)	415.8	467.7	501.3	483.5
Hydroelectric generation (kWh million)	100.5	80.7	111.4	135.9
Number of medium-voltage customers	747	797	842	910
Number of low-voltage customers	255,039	283,908	287,633	308,032
Average production cost per kWh	117.89	121.21	129.62	141.37
Energy sold per agent (MWh)	376	409	428	438
Number of thermal power stations	30	29	28	28
Number of hydroelectric power stations	4	4	4	4
Total installed thermal power (MVA)	204	223	217	220
Total installed hydroelectric power (MW)	32	32	32	32
Energy sales (MWh)	573,463	580,537	607,174	635,487
Turnover (CFAF billion)	57.93	64.84	74.81	77.68
Number of localities electrified	62	64	66	98

Source: SONABEL online information, "Données et chiffres: chiffres caractéristiques". Viewed at: [http://www.sonabel.bf/statist/chiff\\_caract.htm](http://www.sonabel.bf/statist/chiff_caract.htm).

181. SONABEL is the main electricity-generating enterprise.<sup>136</sup> Its generating resources include 28 diesel-fuelled thermal power stations and 4 hydroelectric power stations. Thermal-generated energy accounted for 78 per cent of SONABEL's total generation of 620 million kWh in 2008. The amount of energy imported doubled between 2001 and 2008, reaching 138 million kWh, or 18 per cent of the total supply.

182. A State enterprise since 1986<sup>137</sup>, SONABEL saw its monopoly on the generation, transport and distribution of electricity partially removed in 1998.<sup>138</sup> This reform opened the way for new

<sup>135</sup> BUMIGEB online information. Viewed at: <http://www.bumigeb.bf>.

<sup>136</sup> SONABEL online information. Viewed at: <http://www.sonabel.bf/>.

<sup>137</sup> Kiti (Law) No. AN IV/239/CNR/PRES/EQUIP of 31 December 1986.

operators to enter the areas not served by SONABEL, and several new operators, mainly cooperatives, are operational.<sup>139</sup> The annual electricity output of the nine electricity cooperatives generating independently was 1,570 MWh in 2009. Their networks are directly connected to that operated by SONABEL, to which they are required to sell their surplus production at prices fixed by SONABEL. On the other hand, in the areas (mainly rural) not covered by SONABEL, operators may market their output freely.

183. Electricity tariffs are proposed to the Government by SONABEL, on the basis of a study of its production costs, and referred for approval to the regulatory authority for the electricity subsector. SONABEL's tariffs are the same all over the country. The price per kWh did not change between 1994 and 2004 (CFAF 85/kWh, i.e. €0.13). Since 2006, for high voltage the rates have been CFAF 118 during peak periods and CFAF 54 during high-consumption hours for industrial users (CFAF 139 and CFAF 84, respectively, for other consumers). When the price determined does not cover SONABEL's costs, the company receives a subsidy in the form of exemptions from the duties and taxes normally payable on fuel purchases; this subsidy is subject to a ceiling of CFAF 21.5 billion (€32.8 million).

184. In 2009, the Government announced a reorganization project for SONABEL to improve its management, its governance and the quality of its services, by subjecting it to a private style of management without actually privatizing it.<sup>140</sup>

185. According to SONABEL, the sites suitable for large-scale development for power generation purposes have almost all been exploited. Only the Nounbiel site could offer a capacity of at least 60 MW. This is a cross-border project (with Ghana) and, according to the authorities, its implementation is uncertain. Solar energy is being used only on a very small scale, but the Government has undertaken to install generating stations for the national grid by entering into partnerships with the private sector. The ongoing large-scale electrification projects are listed in Table IV.6. Partially financed by the World Bank, the Access to Energy Services Project (PASE) is aimed at improving modern energy services in rural, suburban and urban areas. The objective is higher productivity and the rational and participatory management of the supply of ligneous fuels for stand-alone power generating installations in rural areas. This project, adopted in August 2007, is intended to strengthen the distribution network of some 40 localities and extend the network to more than 70 new localities. It is anticipated that, on the one hand, this will provide access to electricity for 120,000 new users (that is, a total of 1 million people) and, on the other, make it possible to develop 441,000 hectares of forest.

**Table IV.6**  
**Current large-scale investment in electrical infrastructure, 2010**

Name of project	Status April 2010	Estimated amount (CFAF billion)	Additional external financing sought
Bobo-Dioulasso-Ouagadougou interconnection	Work in progress	49	No
Installation of a 18 MW generator at Ouagadougou-Komsilga	Work in progress	17	No
Upgrading of the Ouaga I 15 kV substation	Work in progress	1.7	No
Bolgatanga (Ghana)-Ouagadougou (Burkina Faso) interconnection	Updating of feasibility studies	22	Yes
Nigeria-Niger-Burkina Faso-Benin interconnection	Feasibility studies completed	72.3	Yes

<sup>138</sup> Law No. 060/98/AN of 17 December 1998.

<sup>139</sup> Order No. 93/MCE/SG/DGE/DEE of 5 December 2002.

<sup>140</sup> Letter 2009-2775/MEF/SG/DGCOOP/DCM/DY of 23 November 2009 to the World Bank.

Name of project	Status April 2010	Estimated amount (CFAF billion)	Additional external financing sought
Han (Ghana)-Bobo-Dioulasso (Burkina Faso)-Sikasso (Mali) interconnection	Feasibility studies, environmental assessment and topographical survey in progress	22.4	Yes
Electrification of the villages of Pâ, Koumbia and Kokhologo on the Bobo-Ouaga line	Work about to start	1.6	Yes
Reinforcement of the 132 kV Komienga-Bagré-Ouaga line	Work in progress	1.8	No
Improvement of the reliability of the Côte d'Ivoire-Burkina Faso (Ferké-Bobo) interconnection line	Finalization of environmental assessment	3	Yes
Extension of the distribution network	Task performed every year	3/year	No
Connection of isolated centres supplied by diesel mini-plants to the networks of the principal neighbouring centres	Work being carried out with BOAD financing; selection of service providers within the framework of the PASE	15.8	No
Connection of the Kaya-Dori, Kongoussi-Djibo and Fada-Diapaga line sections and Ouahigouya-Ouaga interconnection	Technical and environmental feasibility studies in progress (AFD financing)	0.3	Yes
Extension, reinforcement and restructuring of urban and suburban area distribution networks and build-up of SONABEL capacity within the framework of the PASE	Tender procedure in progress	3.6	Yes

Source: Burkina Faso authorities.

#### (iv) Water

186. The Ministry of Agriculture, Water Resources and Fisheries (MAHRH) is responsible for the development of small village irrigation systems. There are more than 1,500 holding ponds. The Ministry provides small farmers with subsidized equipment and helps them to impound water, which often enables them to grow two crops a year despite the fact that the country has only one rainy season. The Government is also developing a large hydroelectric dam policy. In February 2007, the largest dam in the Sahel was inaugurated at Yakouta, in the north of the country. Financed by the Government of Chinese Taipei, the Yakouta dam is 21 km. in length, with a storage capacity of 26.5 million m<sup>3</sup> of water within an area of 1,600 hectares. The Yakouta dam is helping to irrigate agricultural land and combat desertification in a region of the Sahel that receives less than 300 mm. of water per year. More generally, Burkina Faso has on its territory some thousand dams of various sizes, many of which are now in disrepair or obsolete and need rehabilitation. According to the MAHRH, the whole of the financing for these works will have to be sought from the TFPs.

187. The MAHRH is also responsible for the supply of drinking water and sanitation (washbasins and latrines), except where they fall within the competence of the National Water and Sanitation Board (ONEA, see below). There seems to have been a distinct improvement in this area following the reform of the system of management of the rural and semi-urban drinking water supply infrastructure adopted in November 2000. In rural areas, drinking water coverage rose from 35 per cent in 1990 to 44 per cent in 2002, and then to its current level of 60 per cent. Access to sanitation has not improved to the same extent, rising from 8 to 10 per cent over the whole of the period.<sup>141</sup>

188. To deal with the shortage of hand pumps and wells, the poor condition of the existing pumps (8 per cent abandoned) and the poor quality of well water, new reforms were introduced. The

<sup>141</sup> UNICEF online information, "Burkina Faso: bref aperçu". Viewed at: <http://www.unicef.org/bfa/french/wes.html>.

National Drinking Water Supply and Sanitation Programme (2015) (PN-AEPA) has constituted, since 2005, the frame of reference which Burkina Faso plans to use in order to achieve the Millennium Development Goals (MDG) for the water and sanitation sector.<sup>142</sup> The objectives of the programme are to ensure that the plant operates on a continuous basis, to make the communes the contracting authority for the installations, to encourage the emergence of private operators in the water sector and to give recognized status to the local skills base. For each rural commune, a Communal Sectoral Development Plan for Drinking Water Supply and Sanitation (PCD-AEPA) must be drawn up jointly by the central services of the State and the rural communes.

189. ONEA supplies urban areas with water under a framework contract with the State. According to the information available, drinking water coverage in urban areas rose from 39 per cent in 1990 to 51 per cent in 2002 and 74 per cent in 2009, while sanitation coverage went from 13 per cent to 12 per cent and then to 14 per cent during the same period.<sup>143</sup>

190. ONEA, established by decree in 1985, is a State-owned company whose purpose is to create, manage and maintain drinking water abstraction, piping, treatment and distribution installations for urban and industrial needs; and to create, promote, improve and manage collective, individual and independent sanitary installations for the drainage of waste water and sewage in urban and semi-urban areas. The relations between the State and ONEA are governed by a three-year framework contract and specifications which lay down the conditions for the creation, operation and protection of the water and sanitation infrastructure under ONEA management. ONEA is currently managing 43 centres equipped with drinking water supply systems. It has a total of 669 employees (2008). ONEA is under the technical supervision of the MAHRH, under the managerial supervision of the Ministry responsible for trade, and under the financial supervision of the Ministry of Finance and the Budget. ONEA is AFAQ certified.<sup>144</sup>

191. Burkina Faso is host to the International Institute for Water and Environmental Engineering.<sup>145</sup>

#### (4) MANUFACTURING

192. The formal manufacturing sector is modest in size, with a total turnover estimated at CFAF 550 billion (about €80 million), and most of the manufactured products consumed are imported. The agrifood branch predominates, followed by textiles (33 per cent of turnover).<sup>146</sup> The main activities are the processing of fruit and vegetables, livestock products and cotton. The list of the 145 products eligible for the TPC, which can, in principle, be exported to other WAEMU countries duty free (joint report, Chapter IV) provides some idea of the exportables manufactured locally.<sup>147</sup> This list includes 33 food products and beverages, cotton yarn and textile bags for

<sup>142</sup> Decree No. 2000-514/PRES/PM/MEE concerning the reform of the system of management of the rural and semi-urban drinking water supply infrastructure, adopted on 3 November 2000. Viewed at: [http://www.reforme-aep.org/Documents/texts/Recueil\\_types/CAHIER\\_1\\_Presentation\\_Reforme.pdf](http://www.reforme-aep.org/Documents/texts/Recueil_types/CAHIER_1_Presentation_Reforme.pdf).

<sup>143</sup> UNICEF online information, "Burkina Faso: bref aperçu". Viewed at: <http://www.unicef.org/bfa/french/wes.html>.

<sup>144</sup> AFNOR online information. Viewed at: <http://www.afnor.org/>.

<sup>145</sup> Online information from the International Institute for Water and Environmental Engineering. Viewed at: <http://www.2ie-edu.org/spip.php?sommaire>.

<sup>146</sup> Ministry of Foreign Affairs and Regional Cooperation (2006).

<sup>147</sup> Online information from the Senegal Industry Observatory, "Liste des produits agréés à la taxe préférentielle communautaire (TPC) dans les pays de l'UEMOA". Viewed at: [http://www.obs-industrie.sn/agrementTPC\\_Pays.asp](http://www.obs-industrie.sn/agrementTPC_Pays.asp).



packaging<sup>148</sup>, cigarettes, cement, detergents, insecticides, plastic products, tyres and inner tubes, iron bars and other metal products, cartridges, batteries and bicycles. Some 30 enterprises are listed.

193. The industrial development strategy adopted in October 1998 is in the process of being updated again. The strategy has as its objective the promotion of competitive industries, especially SMEs and SMIs, in particular in the area of agro-pastoral product processing. Within this framework, the State is endeavouring to provide a favourable environment for business, *inter alia* through the incentives contained in the Investment Code (Chapter II). The sector continues to face numerous constraints, including quality and transport costs. Exports are generally transported by road to neighbouring countries (by road and rail to Côte d'Ivoire), air transport being a possibility for some products (e.g. loincloths and printed fabrics).

194. Burkinapmepmi.com, an internet portal for private SME/SMIs in Burkina Faso, has recently been set up to enable such enterprises to make themselves better known.<sup>149</sup> The CCI-BF<sup>150</sup> represents the interests of the local industries. The Burkina Import and Export Traders' Union (SCIMPEX) has 45 members involved in export-import activities.<sup>151</sup> The Industries Trade Group (GPI) is a forum in which enterprises can examine issues, exchange ideas, adopt positions and find solutions to problems of common interest.<sup>152</sup>

195. Eight Burkina enterprises have participated in the WAEMU Restructuring and Upgrading Programme (PRMN - see joint report), which was officially launched in Burkina Faso in January 2009 and is housed within the CCI-BF.<sup>153</sup> More than 50 national consultants have been trained in UNIDO restructuring and upgrading methodology. The pilot phase includes the implementation of a diagnostic restructuring and upgrading study. The enterprises selected are SN-SOSUCO (Chapter IV(2)), Filature du Sahel (FILSAH), and SAP (pneumatic tyre manufacturing and marketing).

196. Craft activities are an essential component of the Burkina private sector. There are many - often informal - craft trade enterprises in traditional manufacturing activities such as building, forging, repair and maintenance, precious metals, food trades, wood and straw, textiles and clothing, leather and skins, and arts and crafts. Craft products have the advantage of being unique and often artistic, and are therefore not in competition with imported manufactures. There is also an export potential. The Government is introducing a strategy in favour of the crafts sector, including technical centres for the support of craft industry activities and craft villages.

197. Despite the undeniable importance of the sector, there is no policy in the formal sense of the word for its promotion. However, the MCPEA's Crafts Directorate is responsible for providing support for artisans. In 2007, it was decided to establish a Chamber of Artisanal Trades of Burkina

---

<sup>148</sup> In particular by the company FASOPLAST, see ITC study. Viewed at: [http://www.intracen.org/cottontoclothing/resources/surveys/Burkina\\_Faso\\_2003.pdf](http://www.intracen.org/cottontoclothing/resources/surveys/Burkina_Faso_2003.pdf). According to this study, the requirement of a national conformity certificate for bags for packaging is intended solely to protect the FASOPLAST factory from foreign competition.

<sup>149</sup> Information accessible on line via the portal of the SMEs/SMIs in Burkina Faso. Viewed at: <http://www.burkinapmepmi.com>.

<sup>150</sup> CCI-BF online information. Viewed at: <http://www.ccia.bf/>.

<sup>151</sup> SCIMPEX online information, "Avis aux membres". Viewed at: <http://www.scimpex-bf.com/actualite/avis.php>.

<sup>152</sup> GPI online information. Viewed at: [http://www.gpi.bf/gpi\\_object.htm](http://www.gpi.bf/gpi_object.htm).

<sup>153</sup> Contact for the Restructuring and Upgrading Bureau (BRMN): [brmn@ccia.bf](mailto:brmn@ccia.bf), [sasyivanust@yahoo.fr](mailto:sasyivanust@yahoo.fr).

Faso (CMA-BF) to deal, in particular, with the organizational, training, financing and marketing problems affecting the sector, but the Chamber is not yet operational. The National Commission for the Promotion of Artisanal Activities, established in 1995, is a tripartite advisory body composed of representatives of the Government, the sectoral support agencies and the artisans themselves. The International Arts and Crafts Fair of Ouagadougou (SIAO) has been held every two years since 1986.<sup>154</sup>

**(5) SERVICES**

**(i) Telecommunications and postal services**

**(a) Telecommunications - Overview of the market**

198. Since the last review, the number of mobile telephone lines has increased exponentially, from about 238,000 subscribers in 2003 to nearly four million at the end of 2008. With 152,461 fixed telephone lines in December 2009, fixed teledensity remains low, at 1 per cent (1 telephone per 100 inhabitants), whereas mobile teledensity has reached 24.7 per cent.<sup>155</sup> At the end of 2009, a total of 32 authorizations had been issued to Internet access providers, of which nine were active; only 1 per cent of the population has access to the Internet.<sup>156</sup> At infrastructure level, Burkina Faso has an optical fibre backbone more than 1,100 km. long, connected to Côte d'Ivoire, Mali and Togo, with access to the SAT3 submarine cable via Côte d'Ivoire and Senegal. The national network is 100 per cent digital. The Burkina new information and communication technologies (NTIC) portal was set up in 2002 with technical and financial support from the International Institute for Communication and Development (IICD); this site is dedicated to the development of information technology in Burkina Faso.<sup>157</sup>

**(b) Telecommunications - Regulation and competition**

199. In December 2006, the State sold 51 per cent of the shares of National Telecommunications Board (ONATEL) to Maroc Telecom, which thus became the majority shareholder. The Moroccan group (40 per cent of whose capital belongs to the French company VIVENDI) bought its shares for CFAF 144 billion (€220 million). In April 2010, the State held only 20 per cent of the company's capital.

200. In 2008, new legislation was enacted to transpose the directives and other texts adopted at community level into national law (joint report, Chapter IV). This was the case, in particular, with Law No. 061-2008/AN of 27 November 2008 establishing the general regulations governing electronic communications services networks in Burkina Faso<sup>158</sup>, which repealed and replaced Law No. 051-98/AN on the reform of the telecommunications sector in Burkina Faso. In 1998, this law had extensively liberalized the sector by opening up broad segments of the market to competition. The creation of the Telecommunications Regulatory Authority (ARTEL), separate from and

<sup>154</sup> SIAO online information. Viewed at: <http://www.siao.bf/>.

<sup>155</sup> Information provided by the authorities and ITU (2009).

<sup>156</sup> ITU online information, "Telecommunication Development Sector: ICT Eye: Burkina Faso". Viewed at: <http://www.itu.int/ITU-D/icteye/DisplayCountry.aspx?countryId=33>.

<sup>157</sup> Burkina-NTIC, online information. Viewed at: <http://www.burkina-ntic.net>.

<sup>158</sup> ARTEL online information. Viewed at: [http://www.artel.bf/IMG/pdf/loi\\_no\\_061-2008-AN\\_du\\_27-11-2008-2.pdf](http://www.artel.bf/IMG/pdf/loi_no_061-2008-AN_du_27-11-2008-2.pdf).

---

---

independent of the Ministry of Postal Services and Telecommunications, had established the principle of separation of the powers of rule-making, regulation and operation.<sup>159</sup>

201. Three regimes were created: (i) an ONATEL regime of exclusive rights, until 31 December 2005, over fixed telephony services, international calls, telex and telegraphy; (ii) a regulated competition regime applicable to the three mobile telephony operators, namely TELMOB (a subsidiary of ONATEL), and its competitors CELTEL BURKINA (operating under the trade name ZAIN<sup>160</sup>) and TELECEL FASO. These three operators hold licences issued, respectively, on 7 April 2004, 30 May 2000 and 25 May 2000 for a period of ten years from the date of signature of the authorization; and (iii) a free competition regime governing internet access and data transmission services. ONATEL offers Internet access services (FASONET), in competition with the other Internet access providers; it supplies data transmission services for businesses (FASOPAC), in competition with one other operator.

202. The new Law No.061 promotes the principle of free competition and envisages the development of new networks based on the principle of technological neutrality, in the sense that it must be possible for the conditions for obtaining an individual licence to be changed when technological progress has repercussions on the existing operations. Law No.061 covers all electronic communications services, in particular, the content of electronic commerce, with the exception of the content of audiovisual services and other information society services.

203. The new law abolishes the exclusive rights regime that applied to national and international fixed telephony networks and services. The latter are now all governed by the regulated competition regime. A single individual licence is required for all services, although in practice the fixed, mobile and radio networks continue to be managed separately. The activities subject to the "free entry" regime under the new law (Articles 17 and 18) include the commercial exploitation of value added services, Internet access services and the resale of electronic communications services.

204. Under the law, universal service must provide everyone with a high-quality electronic communication service at an affordable price. There is a Universal Service Fund financed by contributions paid to the ARCE (see below) by the operators and equivalent to 2 per cent of their turnover. The Fund contained CFAF 9.27 billion (€14 million) on 31 December 2009. It has not been used since it was set up in 2001, but, according to the authorities, a universal service strategy is in the process of being developed.

205. The innovations introduced by the law include local loop unbundling, which in principle allows a third-party public electronic communications operator to obtain access to all the elements of the local loop of the first operator in order to serve its customers directly. This unbundling was not effective in April 2010 since ONATEL was the only operator on this segment, despite the opening up to competition.

206. Under the new law, ARTEL has become the Electronic Communications Regulatory Authority (ARCE).<sup>161</sup> ARCE's main tasks are still to approve interconnection agreements among operators, settle disputes, and organize invitations to compete with a view to the granting of licences. Where tariff regulation is concerned, ARCE also has the explicit task of preventing such bad practices as the introduction of excessive prices and possible cross subsidies. ARCE publishes a list of "powerful operators" and approves their proposed tariffs before they can apply them. Under Law

---

<sup>159</sup> Decree No. 99-419/PRES/PM/MC of 20 October 1999. Viewed at: <http://www.artel.bf>.

<sup>160</sup> ZAIN online information. Viewed at: <http://www.bf.zain.com/fr/>.

<sup>161</sup> ARTEL online information. Viewed at: <http://www.artel.bf/>.

No. 061, an operator is deemed to be "powerful" if it has significant market power or if, individually or jointly with others, it finds itself in a position equivalent to a dominant position. No operator has yet been declared powerful since the new law entered into force.

207. In terms of prices, the public network operators must publish their technical and tariff conditions for interconnection. Connection, subscription and communications tariffs must respect the principle of equality of treatment for users and be established so as to prevent any discrimination based on geographical location. ARCE monitors all the inter-operator interconnection tariffs to prevent abuses.

208. Burkina Faso has not made any specific commitments with respect to this sector under the GATS and did not participate in the WTO negotiations on basic telecommunications services which ended in 1997.

**(ii) Postal services**

209. Postal services in Burkina Faso include the mail transport, money transfer and national savings bank services provided by the National Postal Services Company (SONAPOST).<sup>162</sup> SONAPOST has about 86 post offices and 260 windows throughout the national territory. Mail weighing less than 2 kg. falls within the SONAPOST monopoly, but in practice the "parallel post", in particular, the private transport enterprises, competes with SONAPOST for this segment. The principal international express delivery companies have a presence in the market.

**(iii) Transport**

**(a) Air transport**

210. Burkina Faso has two international airports, Ouagadougou and Bobo-Dioulasso, capable of accepting all types of aircraft and a dozen secondary airfields for light aircraft. As at 2008, the two international airports were respectively handling some 300,000 and 15,000 passengers a year, and 7,000 and 98 tonnes of freight (Table IV.7). There is a project to build a new airport at Ouagadougou-Donsin<sup>163</sup>, although so far little official information is available.

**Table IV.7**  
**Activity indicators for Ouagadougou and Bobo-Dioulasso airports, 2004-2009**

	2004	2005	2006	2007	2008	2009
<b>Ouagadougou</b>						
Domestic passenger traffic ('000)	4.0	4.0	0.0	4.0	2.0	..
International passenger traffic ('000)	223.0	252.0	279.0	312.0	304.0	..
Total freight ('000 tonnes)	4.5	3.5	4.5	5.2	7.4	..
<b>Bobo-Dioulasso</b>						
Domestic passenger traffic ('000)	18.0	17.0	..	13.0	15.0	..

.. Not available.

Source: Online information from Air Transport Intelligence (ATI). Viewed at: <http://www.rati.com/>; and information provided by the Burkina authorities.

<sup>162</sup> SONAPOST online information. Viewed at: <http://www.sonapost.bf>.

<sup>163</sup> Decree No. 2009-206/PRES/PM on the establishment, functions, organization and operation of the contracting authority for Donsin Airport (MOAD), *Official Journal* No. 20 of 14 May 2009. Viewed at: [http://www.legiburkina.bf/jo/jo2009/no\\_20/D%C3%A9cret\\_PM\\_2009\\_00206.htm](http://www.legiburkina.bf/jo/jo2009/no_20/D%C3%A9cret_PM_2009_00206.htm).

211. Only private airlines are present and none of them is, even partially, owned by the State. In 2009, Ouagadougou airport was served by 13 airlines, in particular Air Burkina (a wholly privately owned airline), and Ethiopian Airlines was making one flight a week between Ouagadougou and Lomé under fifth freedom rights.

212. The privatization of Air Burkina in 2001 formed the subject of several agreements. The first privatization agreement included a commitment on the part of the buyer to ensure the permanence of air transport operations in Burkina Faso. A second traffic concession agreement established the conditions and procedures for the operation and development of domestic and/or international public scheduled air transport services for a period of 20 years with exclusive rights for five years in the single air operations zone.<sup>164</sup>

213. In force since 12 May 1969, Burkina Faso's Civil Aviation Code is in process of being revised under the Competitiveness and Business Development Support Programme (PACDE). Air transport services are also governed by community and regional provisions (joint report, Chapter IV). Burkina Faso appears not yet to have implemented the WAEMU Directive on the legal status of civil aviation administrations.<sup>165</sup> A National Civil Aviation Agency (ANAC) is in the project stage.

(b) Land transport

214. In 2008, a new law making land transport a State priority was enacted, in particular in order to help improve access to the landlocked country.<sup>166</sup> The law recommends the development of collective transport, so as to make transport services available to the largest number of users at lower cost and under environmentally friendly conditions. The law stresses that efficient transport is a major factor in ensuring the success of the decentralization policy pursued in Burkina Faso since 1998 and it also contributes to poverty reduction.

*Road transport*

215. Most imports transiting through the coastal ports are transported by truck to their final destination in Burkina Faso. The carriers are grouped in several trade organizations (for example, the Faso Road Hauliers Organization). Order No. 26 MEC.MCODIM.MF of 5 March 1984 entrusted the allocation of freight to the CBC, under existing bilateral transport agreements with other countries. Among the latter, the Cooperation Agreement on Maritime Transport and Transit between Burkina Faso and the Republic of Côte d'Ivoire, signed on 14 October 1989, provides for freight allocation on the basis of 2/3 for Burkina Faso and 1/3 for Côte d'Ivoire.<sup>167</sup> A similar agreement is reported to be under negotiation with Ghana.

216. Since the 1990s, prices in the road transport subsector have, in principle, been liberalized. However, the market remains organized on a "queuing" basis, with the CBC allocating cargoes to carriers in turn. The abolition of the system would encourage competition between players, improve the standard of service, and reduce vehicle operation and transport costs.

<sup>164</sup> Air Burkina online information. Viewed at: <http://www.air-burkina.com>.

<sup>165</sup> Directive No. 01/2004/CM/UEMOA on the status of the civil aviation administrations of the WAEMU member States. The WAEMU members that have implemented the Directive are Benin, Guinea-Bissau, Mali, and Togo; implementation is in progress in the other member States. Viewed at: [http://www.uemoa.int/actes/2004/CM/DIR\\_01\\_2004\\_CM.htm](http://www.uemoa.int/actes/2004/CM/DIR_01_2004_CM.htm).

<sup>166</sup> Law No. 025-2008/AN of 6 May 2008 concerning the Law on Land Transport Policy.

<sup>167</sup> Cooperation Agreement on Maritime Transport and Transit between Burkina Faso and the Republic of Côte-d'Ivoire, signed at Abidjan on 14 October 1989.

217. In a recent road safety national policy paper, the Government stressed the country's extensive needs in terms of road infrastructure.<sup>168</sup> Most roads have serious deficiencies, and road signs and signals are inadequate, non-standard or completely lacking (the panels are often stolen). Various sections are potholed. In the first half of 2009 a regional workshop was held on the effective application of Regulation No. 014/2005/CM/UEMOA of 16 December 2005 on the harmonization of standards and procedures for the control of the clearance, weight, and axle load of heavy goods transport vehicles in the WAEMU member States (joint report, Chapter IV). The five weigh stations envisaged were not yet built and operating in April 2010.

218. Efforts are also being made to reduce the number and impact of impromptu roadblocks and the associated harassment. For this purpose, five permanent road checkpoints have been built, mainly around Ouagadougou, to improve traffic flows.

219. Another transport document modernization and security project is aimed at combating the circulation of false transport documents and bringing these documents into conformity with community standards. The activities envisaged include, in particular, the re-registration of the vehicle fleet actually on the roads. Finally, the project is intended to give greater impetus to the road safety programme already undertaken by the Government with the establishment of the National Road Safety Board (ONASER).

220. The Third Conference of the National Council on the Environment for Sustainable Development, held on 21 and 22 December 2009 at Ouagadougou, concluded by recommending that there should be limits on the age of vehicles and specifically ten years for private cars, 12 years for vehicles for the transport of persons, and 15 years for vehicles for the transport of goods. The average age of imported vehicles is about 16 years.

#### *Rail transport*

221. The company Sitarail manages the 1,150 km-long railway linking Abidjan (Côte d'Ivoire) with Ouagadougou (Burkina Faso), under a concession agreement concluded in August 1995, which allocates 67 per cent of Sitarail shares to the French group Bolloré, 30 per cent to the two States (divided equally between them), and the rest to the employees. The concession has a term of 15 years and could be subject to renegotiation in 2010. In July 2009, Sitarail announced a plan to invest CFAF 175 billion (€267 million) in improving and modernizing the railway line linking the two countries. The company has indicated that the Bolloré group would supply the rolling stock, while external financing would be used for purchasing rails.

222. Freight traffic grew from 500,000 tonnes in 1995 to 1.2 million tonnes in 2002. The closure of the land borders, at the start of the crisis of September 2002 in Côte d'Ivoire, resulted in this traffic collapsing to 160,000 tonnes in 2003. Following the Ivorian peace agreement in 2007, rail transport activity revived, to reach 830,000 tonnes in 2008. Passenger traffic amounts to about 500,000 passengers a year.

#### **(iv) Tourism**

223. Burkina Faso has witnessed a remarkable increase in tourist arrivals, which grew by 16 per cent a year between 2002 and 2006 (Chart IV.1). In 2006, most of the 359,000 tourists were Burkina

<sup>168</sup> Decree No. 2009-055/PRES/PM/MT/MEF/SECU of 17 February 2009 adopting the national road safety policy paper (by way of regularization), *Official Journal* No. 12 of 26 March 2009. Viewed at: [http://www.legiburkina.bf/jo/jo2009/no\\_12/Copie%20de%20Décret\\_PM\\_2009\\_00055.htm](http://www.legiburkina.bf/jo/jo2009/no_12/Copie%20de%20Décret_PM_2009_00055.htm).

nationals, followed by French nationals (23 per cent of total arrivals). However, the number of arrivals remains fairly small by international standards. Burkina Faso is the fourth tourist destination in West Africa, far behind Nigeria, Senegal, and Ghana in terms of earnings and tourist arrivals. The Government estimates the sector's contribution to GDP formation at 4.2 per cent. Among recent developments, the site of the ruins of Lorepeni has been added to the UNESCO world heritage list.<sup>169</sup>

224. In 2004, in particular, arrivals increased by 50 per cent. Overnight stays also increased (totalling nearly 1 million in 2006), but not to the same extent (12 per cent), suggesting that a fairly large proportion of those arriving were on home leave. Over half the earnings from tourism are probably linked with business trips, as evidenced by the short stays (2.8 days on average, unchanged since 2002). Moreover, the average stay varies little over the course of the year. In 2006, the hotel occupancy rate ranged from 53-55 per cent in April and August to 75 per cent in November.

225. The country has 293 accommodation units, including 158 hotels, and about 10,000 beds. Nearly half the rooms are in Ouagadougou. The four high-standard hotels account for a quarter of the total room capacity of the classified hotels. According to the balance of payment statistics, travel accounts for two thirds of Burkina Faso's exports of services, with earnings of CFAF 27 billion in 2006 (€41 million).<sup>170</sup> This travel expenditure may reflect tourism expenditure but also expenditure by border-crossing or seasonal workers in Burkina Faso and that of workers who stay for less than one year as employees of a Burkina enterprise.

226. Since 2004, the authorities have introduced a national tourism policy, as well as a new regulatory framework for tourism establishments, with the intention of boosting the economic contribution of tourism through product diversification and the promotion of Burkina Faso as a tourist destination. The new legislation is listed in Table IV.8. The Ministry of Culture, Tourism and Communication (MCTC) is the Burkina government entity responsible for the development of the sector.<sup>171</sup> It works hand in hand with the Burkina National Tourism Board (ONTB).

227. The Ouagadougou International Tourism and Hotel Trade Fair (SITHO) was first organized in 2004 at the initiative of the MCTC, in order to bring African tourism professionals together and draw attention to the tourism potential of the participating countries. At the same time as acting as an interface between the tour organizers and African tourism professionals, SITHO explores and highlights the contribution of tourism to development actions. The Fair is coordinated by an Executive Secretariat, a function entrusted to the ONTB, and organized jointly with the private operators.<sup>172</sup>

---

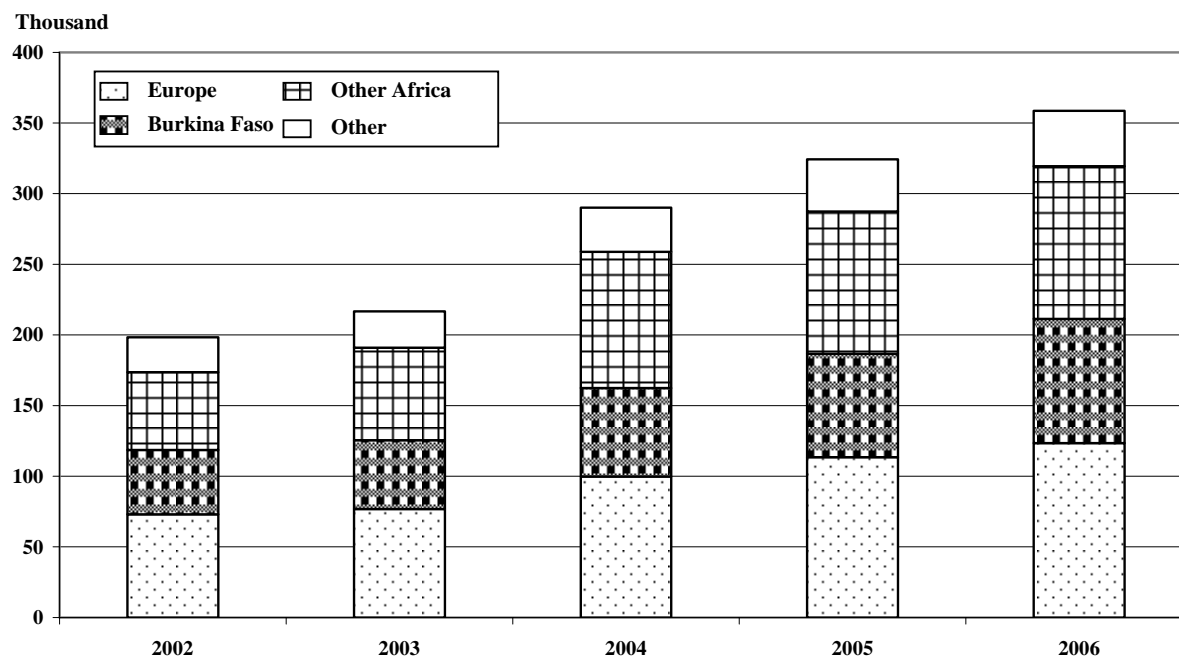
<sup>169</sup> 33<sup>rd</sup> Session of the UNESCO World Heritage Committee, Seville, June 2009.

<sup>170</sup> BCEAO (2009).

<sup>171</sup> MCTC online information. Viewed at: <http://www.culture.gov.bf>.

<sup>172</sup> SITHO online information. Viewed at: <http://www.sitho.bf/>.

**Chart IV.1**  
**Tourists in Burkina Faso, 2002-2006**



Source: Burkina Faso, Compendium of Tourism Statistics, 2002-2006

**Table IV.8**  
**Recent legislation concerning tourism in Burkina Faso**

Legislation	Subject
Law No. 058-2003/AN	Tourism establishments and tourism promotion in Burkina Faso
Decree No. 2004-348/PRES/PM/MCAT/MFB/MCPEA/MATD	Regulation of the classification and operation of tourism restaurants
Decree No. 2004-349/PRES/PM/MCAT/MFB/MCPEA/MATD	Regulation of the construction, alteration, equipping, classification and operation of tourist accommodation establishments
Decree No. 2004-350/PRES/PM/MCAT/MFB/MCPEA/MATD	Conditions of issuance, validity and withdrawal of travel agency licences
Law No. 017-2005/AN	Tourism policy in Burkina Faso
Order No. 2005-190/MCAT/MFB	Regulation of the profession of tourist guide
Order No. 2005-192/MCAT-MFB	Establishment of the amounts and methods of payment of the fees relating to the issuance and validation of travel agency licences
Decree No. 2006-072/PRES/PM/MCAT/MFB/MECV/MATD/ MAHRR/SECU	Classification and regulation of the development, operation and management of tourist attractions

Source: Information provided by the Burkina Faso authorities.

228. The Ouagadougou Pan-African Cinema and Television Festival (FESPACO) is another government initiative to promote tourism.<sup>173</sup>

<sup>173</sup> SIAO online information. Viewed at <http://www.siao.bf/>.



229. Hotel and restaurant services and travel agencies and tour operators services are Burkina Faso's only specific commitments under the GATS.<sup>174</sup> The Schedule of Commitments specifies that the number of foreign travel agencies may not exceed one third of the national total; this no longer appears to be a requirement in the new regulatory framework for tourism establishments. About 50 travel agencies are believed to be operational. Their number has grown sharply with the increase in tourist arrivals and thanks to the very flexible government licensing conditions. Only a few of them appear to have means of transport and relations with international tour operators and be capable of organizing tourist trips.

(v) **Financial services**<sup>175</sup>

(a) Banking services

230. At the end of 2008, the Burkina financial sector consisted of 12 banks and five financial establishments.<sup>176</sup> There are three banks that specialize in housing, agricultural loans and microfinance, respectively, while the rest offer a general service. In 2008, the country had 166 outlets (branches and offices), employing a total of 2,164 employees managing 543,237 bank accounts. Since 2004, the number of outlets has increased by 8 per cent a year and the number of accounts by 7 per cent. The proportion of the consolidated capital of the Burkina banks held by non-nationals fell from 55 per cent in 2006 and 2007 to 5 per cent at the end of 2008, as a result of transfers of shares to Burkina private capital. At the end of 2008, the State held shares in 12 of the 17 banks and financial establishments, with a consolidated share of 16 per cent of the total capital of these institutions.

231. Financial services are subject to the WAEMU common banking law<sup>177</sup> and the prudential provisions of the WAEMU Banking Commission, which is also responsible for surveillance (joint report, Chapter IV).

232. In 2008, 11 of the 12 banks were in compliance with the main solvency and other prudential standards. Eight banks were in compliance with the liquidity ratio requirement (joint report, Table IV.6). The return on equity, i.e. the ratio of net income to shareholders' funds, improved in 2008 (Table IV.9).

233. Loans to customers amounted to CFAF 705 billion (€1.075 billion) at the end of 2008, i.e. an increase of 22.2 per cent relative to the previous year. The five largest banks distributed 67 per cent of all the loans granted. Short-term loans increased by 31 per cent as compared with 2007 to reach CFAF 422 billion (€643 million), i.e. 60 per cent of all loans.<sup>178</sup> The contribution of medium and long-term loans to the total did not increase. In 2008, the main loan beneficiaries were the sectors that provide services for the community, reversing the trend for the majority of short-term loans to concern import export transactions. In 2004, the five largest loan beneficiaries, in the trade and manufacturing industry sectors, accounted for 24.5 per cent of total declared commitments.

<sup>174</sup> WTO document GATS/SC/14 of 15 April 1994.

<sup>175</sup> Burkina Faso did not make any specific commitments with respect to this sector under the GATS and did not participate in the WTO negotiations in 1998.

<sup>176</sup> The main banks are: Bank of Africa - Burkina Faso; Banque atlantique du Burkina Faso; Banque de l'habitat du Burkina Faso; Banque régionale de solidarité - Burkina; Banque sahélo-saharienne pour l'investissement et le commerce; Banque internationale pour le commerce, l'industrie et l'agriculture du Burkina; Banque internationale du Burkina; Société générale de banques au Burkina; Banque commerciale du Burkina; and Ecobank Burkina.

<sup>177</sup> Banking Law. Viewed at: <http://www.bceao.int/internet/bcweb.nsf/pages/sys2>.

<sup>178</sup> Unchanged since the previous trade policy review.

**Table IV.9**  
**Sectoral distribution of loans, 2005-2008**  
(CFAF billion and percentage)

Sector	2005 <sup>a</sup>	2006 <sup>a</sup>	2007 <sup>a</sup>	2008 <sup>a</sup>
Agriculture, forestry and fishing	3	1	3	12
Mining and quarrying	0	0	0	0
Manufacturing industries	15	15	14	4
Electricity, gas, water	1	1	1	0
Construction, public works	5	8	7	5
Businesses, restaurants, hotels	51	53	52	26
Transport, warehouses and communications	7	9	8	8
Insurance, real estate, business services	1	1	1	3
Miscellaneous services	14	13	14	42
Total	100	100	100	100
Total loans to customers (CFAF billion)	509	575	577	705
Net income (CFAF billion)	6,179	3,226	1,464	7,471
Return on equity	7.8	3.9	1.5	6.3

a December.

Source: BCEAO (2009), Annual Report 2008, September. Viewed at: <http://www.bceao.int/internet/bcweb.nsf/wfrapub>.

234. Since the previous trade policy review in 2004, microfinance has continued to develop, particularly outside the urban centres served by the banks. Thanks to its ability to mobilize savings, microfinance facilitates access to credit for farmers and micro, small and medium-sized enterprises. The providers are mainly savings and loan cooperatives. These "decentralized financial systems" (DFS) are generally self-financed, but there are also institutions financed by NGOs and others financed by the State. The DFSs are subject to the WAEMU common regulations implemented by the member States.<sup>179</sup> In Burkina Faso, the DFSs come under the supervision of the Ministry of the Economy and Finance. In 2006, with the aid of the United Nations Capital Development Fund, the Ministry introduced a "National Strategy for Microfinance (2006-2010)".<sup>180</sup> In 2001, the latest year for which information is available, the microfinance sector received subsidies amounting to around CFAF 1.55 billion (€2.4 million).<sup>181</sup>

235. About 50 Burkina microfinance institutions are registered with the BCEAO Directorate of Decentralized Financial Systems<sup>182</sup>, the main one being the Federation of Burkina Credit Unions (FCBP). In 2004, the FCBP alone had 69 per cent of the customers, mobilized 82 per cent of deposits and granted 67 per cent of the loans. The interests of the microfinance institutions are represented by the Trade Association of Burkina Microfinance Institutions.

(b) Insurance services

236. Burkina Faso is a member of the Inter-African Conference on Insurance Markets (CIMA), whose Code governs the provision of direct non-marine insurance services in the countries concerned (joint report, Chapter IV). In Burkina Faso, the regulatory agency for the insurance sector is the

<sup>179</sup> Law No. 59/94/ADP of 15 December 1994 and its implementing Decree No. 95-308/PRES/MEFP of 1 August 1995.

<sup>180</sup> Ministry of Finance and the Budget (2006).

<sup>181</sup> BCEAO online information, "Les faits marquants de la finance décentralisée au Burkina en 2001". Viewed at: <http://www.bceao.int/internet/bcweb.nsf/French.htm> [18 January 2004].

<sup>182</sup> BCEAO online information, "La microfinance dans l'UMOA". Viewed at: <http://www.bceao.int/internet/sfd.nsf/wfrasfd>.

Insurance Directorate in the Directorate-General of the Treasury and Public Accounting within the Ministry of Finance and the Budget. The main insurers are listed in Table IV.10. The State holds shares (21 per cent) in the National Insurance and Reinsurance Company (SONAR) and in the company Allianz. The Trade Association of Burkina Insurance Companies (APSAB) represents the interests of the insurers, most of which belong to foreign insurance groups. Moreover, in 2010, there are 12 active brokers generating more than half the sector's turnover. Overall, per capita insurance premiums remain low. Between 2000 and 2008, the total per capita insurance premium (life and non-life) rose from CFAF 1,000 to CFAF 1,784.

237. Only the automobile third-party insurance tariff is fixed (since 2003) under the CIMA Code (No. 2003-75/MFB/SG/DGTCP/DA). The other tariffs are free. Apart from automobile third-party insurance, which is compulsory under the CIMA Code, import insurance for goods is also compulsory.<sup>183</sup> Similarly, construction insurance<sup>184</sup> is compulsory in practice, but the legal texts do not yet exist.

**Table IV.10**  
**Main insurers, 2009**

Name (year of establishment)	Turnover 2008 CFAF billion (€million)	Website
<b>Total non-life insurance</b>	<b>17.8 (27.0)</b>	
Allianz (1978)	4.0 (6.1)	www.agf-bf.com; www.agf-afrique.com
COLINA assurances Burkina Faso (1999)	2.4 (3.7)	www.colina-sa.com
Générale des assurances (1998)	2.7 (4.1)	..
RAYNAL SA (2006)	0.9 (1.4)	..
SONAR (1974)	5.1 (7.8)	www.sonar.bf
Union des assurances du Burkina (1990)	2.5 (3.8)	..
<b>Total life insurance</b>	<b>8.5 (13.0)</b>	
Allianz Vie (1978)	3.2 (4.8)	www.agf-burkina.com
Générale des assurances vie (1998)	0.2 (0.3)	..
SONAR vie (1974)	1.9 (2.9)	www.sonar.bf
Union des assurances du Burkina vie	3.2 (4.9)	..

.. Not available.

Source: Information provided by the Burkina authorities.

#### (vi) Professional and business services

238. Although professional services are regulated at national level, several WAEMU directives have been adopted since 2005 to allow the free movement of certain trades and the temporary exercise of certain professions, on a self-employed or salaried basis, within the WAEMU area. The information available is presented in the joint report.

<sup>183</sup> Decree No. 84-329/CNR/PRES/MF implementing Ordinance No. 83-028/CNR/PRES/MF on the domiciliation of the insurance of goods and cargo at importation.

<sup>184</sup> Decree No. 2006-306/PRES promulgating Law No. 017-2006/AN of 18 May 2006 on the Town Planning and Reconstruction Code.

## **V. AID FOR TRADE**

### **(1) INTRODUCTION**

239. In order to develop its international trade as a means of diversifying its economy and stimulating growth, Burkina Faso has taken advantage of several technical and financial assistance programmes offered by its TFPs. Overall, the amounts corresponding to the definition of Aid for Trade (AFT)<sup>185</sup> (US\$17 per capita in 2008), like the total amounts of official development aid (ODA) (US\$86 per capita in 2008), are still modest as compared with the country's needs. Several Government and TFP reports have examined the supply side constraints in detail, both at the level of the economy as a whole and in specific sectors. The main constraints are: drought and weather factors, together with poor agricultural productivity and ineffective land management; the energy shortfall; the inadequacies of the transport system; and an overregulated supply chain (Chapter III). Recently, Burkina Faso has made strenuous efforts to put trade in the forefront of its poverty reduction strategy. This chapter describes the various ongoing programmes, the projects envisaged by the authorities and the country's current needs.

### **(2) INTEGRATION OF TRADE INTO THE NATIONAL DEVELOPMENT STRATEGY**

#### **(i) Integrated Framework**

240. Burkina has participated since 2004 in the process begun under the Integrated Framework (IF), a project specifically dedicated to the definition of the measures to be taken to develop its international trade and to effective integration of these measures into its national development plans.<sup>186</sup> Following a preliminary mission at the beginning of 2006, Burkina Faso's Diagnostic Trade Integration Study (DTIS) was finalized in September 2007 and adopted in the Council of Ministers on 4 June 2008. A specific action matrix was then published on the basis of the DTIS.

241. In general, the DTIS identifies three main areas of action: (i) a search for subsectors with export potential; (ii) the identification of areas in which productivity could be improved; and (iii) an analysis of the necessary regulatory and institutional reforms. In the case of Burkina Faso, the key sectors identified are agriculture, agro-industry and mining. The DTIS does not mention certain services, such as tourism, which nevertheless have a strong export potential (Chapter IV).

242. The DTIS made it possible to identify the areas in which trade policy needs to be improved in order to stimulate international trade and investment. These areas can be divided into five large groups: (i) measures to increase the energy supply and improve its management (Chapter IV); (ii) transport, in particular the establishment of a road fund to preserve and develop the road infrastructure and containerize traffic; (iii) the revision of the investment regulations, under way since

---

<sup>185</sup> Aid for Trade is intended to help developing countries to increase their exports of goods and services and to integrate into the multilateral trading system. AFT is considered to cover those projects and programmes whose activities have been identified as trade-related development priorities in the national development strategies of the beneficiary countries. Six categories of AFT have been identified: (i) trade policy and regulation; (ii) trade development; (iii) trade-related infrastructure; (iv) productive capacity building; (v) trade-related adjustment; and (vi) other trade-related needs.

<sup>186</sup> Integrated Framework for Trade-Related Technical Assistance to Least Developed Countries, online information. Viewed at: <http://www.integratedframework.org/fr/francais.htm>. The implementation of the IF mechanism involves four stages: (i) an initial awareness-raising stage; (ii) a DTIS; (iii) a plan for integrating the trade strategy into the national development strategy; and (iv) the implementation of this plan.

the end of 2009 (Chapter II); (iv) building customs capacity, and tax reform to reduce the number of taxes levied on trade (Chapter III); and (v) design and monitoring of an export strategy.<sup>187</sup> Priority actions identified by the DTIS have been effectively integrated into the "rolling three-year programme" of priority actions (PAP) 2009-2011 of the Poverty Reduction Strategy Paper (PRSP).

243. At the institutional level the Government of Burkina Faso established, by Ministerial Order No. 09.004/MCPEA/MEF of 26 January 2009, a Steering Committee of the Integrated Framework for Trade-Related Technical Assistance. This Committee is composed of representatives of the public sector (Ministries responsible for trade, the economy, finance, agriculture and animal resources, Centre for Economic and Social Policy Analysis), the private sector (Chamber of Commerce, Business Centre, National Employers' Council), and civil society (Consumers Association). In order to ensure the success of the Enhanced Integrated Framework (EIF) process in Burkina Faso, the Order is currently being revised and will have to designate the Secretary-General of the Ministry of Trade, Enterprise Promotion and Crafts (MCPEA) as Chairman of the Committee in place of the Director-General of Trade, who has held the position of EIF Focal Point since July 2009. Pursuant to a proposal by the Burkina authorities, the African Development Bank (AfDB) has agreed to act as the Donor Facilitator in the IF implementation process in Burkina Faso.

244. The Tier 1 draft project preparation process is well under way and should lead to the establishment of the National EIF Implementation Unit (UNMO/CIR). The main objective of the project is to build up and strengthen the institutional capacity necessary for Burkina Faso to formulate and implement trade-related strategies. An institutional mechanism will be put into place for that purpose, in order to create synergy between the public and private sectors and the donor community so that trade is mainstreamed more effectively into the growth and development policies and strategies in Burkina Faso.

## **(ii) National development strategy**

245. Burkina Faso's Poverty Reduction Strategy Paper (PRSP) constitutes the frame of reference for the Government's political programme but also the basis for the aid strategies of almost all the TFPs. The PRSP has four objectives: Objective 1 - to speed up growth and base it on fairness; Objective 2 - to guarantee access for the poor to basic social services and social protection; Objective 3 - to provide greater employment and income-generating opportunities for the poor on an equitable basis; and Objective 4 - to promote good governance. The first version of the PRSP dates from 1999. In 2003, it was adjusted to reflect the Millennium Development Goals (MDG). Its performance is regularly assessed by the Ministry responsible for the economy.<sup>188</sup>

246. Generally speaking, the PRSP has not envisaged trade as a tool for poverty reduction, with no manifest link, therefore, between trade performance and economic growth. The Accelerated Growth and Sustainable Development Strategy (SCADD) - designed to replace the PRSP as from 2010 - is under preparation and provides an opportunity to integrate trade more closely into the development strategy and, in particular, to include in it the recommendations of the DTIS.

---

<sup>187</sup> A workshop on the validation of the study on the formulation of the National Export Promotion Strategy (SNE) was organized on 24 November 2009 in Ouagadougou.

<sup>188</sup> UNDP online information. Viewed at: <http://www.pnud.bf/>.

(iii) **Supply-side constraints**

247. The development of the Burkina economy faces considerable constraints, both internal and external. The external constraints include drought and other weather factors; the deficit in natural resources, including energy; and the landlocked nature of the country. The internal problems which the country must overcome in order to develop include the low level of diversification of its economy; the particularly low level of development of its human resources; the lack of means of transport and other basic infrastructure; the weakness of its institutional capacity; and the problems of governance.

(iv) **Needs in terms of Aid for Trade and trade-related technical assistance**

248. A major effort to draw up and coordinate national strategies for the development of international trade was in progress in Burkina Faso in May 2010. This has enabled the authorities to update the DTIS action matrix and identify the priority projects for trade development in Burkina Faso. Table V.1 contains a preliminary list of these projects. The first group consists of projects aimed at supporting regulatory reform, such as the reduction of the taxation on imports and exports, the reform of the procedures necessary for international trade and investment, and the strengthening of the structures for the support and promotion of international trade. The second group comprises priority infrastructure projects for facilitating trade, principally in the areas of transport and energy. Thirdly, the authorities have identified the sectors with the best potential for export development.

**Table V.1**  
**Aid for Trade priorities, 2010**

Sectors/priority areas	Description of actions requiring financing	Ministry, agency and other stakeholders
<b>1. Trade facilitation projects</b>		
Customs procedures	Review, simplification and harmonization of customs procedures, introduction of a single customs declaration for WAEMU, computerization (Asycuda word). Implementation of the Kyoto Convention. Building the capacity of Customs and its interconnection with other players (e.g. forwarding agents).	Customs, MCPEA, trade facilitation experts, Asycuda
Inspection	Review of preshipment and at destination inspection programmes, their cost and the need for them. Search for ways of cutting costs.	MEF, Customs, MCPEA
Customs valuation	Capacity building in the areas of customs valuation and elimination of reference values.	Customs
Customs documents and controls	Project for the rationalization of import documents and import control procedures.	MCPEA
WAEMU transit procedures	Review of transit procedures (CBC letters, TRIE) with a view to their harmonization and computerization, followed by their replacement by a WAEMU single entry point system (" <i>libre pratique</i> ") with total free circulation of goods within the common market, elimination of escorts, elimination of the "queuing" system, introduction of systematic axle load controls. Computerization of the management of community preference approvals by Customs.	Customs, MT, MCPEA, trade facilitation experts, Asycuda
Import insurance	Review of the compulsory import insurance regulations, elimination of the restrictions on competition in the insurance sector.	MCPEA, MEF, CIMA
<b>2. Institutional capacity building</b>		
UNMO/CIR	Support for the implementation of UNMO/CIR activities.	MCPEA, MEF
Reform of ONAC	Restructuring of ONAC with the creation of strong directorates and the opening of regional directorates in the big production and export regions.	ONAC, MCPEA, MEF
Cooperation between support structures	Strengthening of institutional cooperation, rationalization and elimination of duplication in support for exports and investment.	ONAC, MCPEA, MEF, WB, CCIBF, MEBF, etc.
Trade financing	Creation and implementation of an export market access fund (FAMEX type), improved access for export enterprises to financing from the financial institutions, strengthening of the cooperation between the financial institutions and these enterprises.	ONAC, MCPEA, WB, MEF, AFD, etc.

Sectors/priority areas	Description of actions requiring financing	Ministry, agency and other stakeholders
<b>3. Tax reform</b>		
Duties and taxes	Review of the number and incidence of the duties and taxes levied at the customs cordon with a view to their reduction and simplification.	MEF
VAT on exports	Acceleration of the reimbursement of VAT and exemption for exporters.	MEF
<b>4. Adaptation to international markets</b>		
Business upgrading	Improvement of the production and marketing performance of enterprises to prepare them for export. Financing of upgrading programme.	UNIDO, AFD
Adaptation of export products to international standards	Building the capacity of FASONORM and quality control bodies (e.g. national laboratory): provision of high-performance equipment and apparatus, training, enabling exporters to obtain international technical standards for their products.	FASONORM, MCPEA
<b>5. Infrastructure</b>		
Electricity	Increased supply of electricity and reduced cost.	SONABEL, MCE
Petroleum products	Review of petroleum market regulations (import monopoly, price-setting, subsidies, taxation); reform of the management of SONABHY.	MCE
Roads, rural tracks	Building of new roads; road network maintenance and repair. Establishment and financing of a road fund.	MT
Railways	Analysis of conditions for developing the railway system in Burkina Faso.	MT, AfricaRail
Air transport	Study of the improvements required in terms of air transport to facilitate exports.	MT
Storage	Development of export storage infrastructure.	MAHRH, cotton companies
<b>6. Cotton subsector</b>		
Productivity	Improvement of production and market preparation techniques through the financing of new high-performance equipment. Monitoring of sector reform.	Cotton companies, MAHRH, PRFCB, WB, AFD
New products	Promotion of "fair-trade" organic crops, promotion of organic fertilizer.	MAHRH, cotton companies
Prices	Review of the operation of the Smoothing Fund and of the price determination mechanism.	MCPEA, cotton companies and AICB
Processing	Projects for enhancing productivity and processing seed to make oil and cake.	MCPEA, MRA
	Projects for enhancing productivity and processing cotton to make fibres and fabrics.	MCPEA, MAHRH
<b>7. Livestock subsector</b>		
Semi-intensive livestock-farming	Analysis of the possibilities of promoting semi-intensive livestock-farming.	MRA
	Cattle market development. Facilitation of trade in animals by reducing taxes at WAEMU internal borders (formal and informal). Development of UNACEB and other trade associations.	MRA, WB (PAFASP), Danida (PADAB2)
	Financing for the construction of the Bobo-Dioulasso refrigerated abattoir.	MRA
	Study of the opportunities for hide and skin exports.	
	Increasing meat exports within WAEMU/ECOWAS. Analysis of restrictions on the intra-regional meat trade and proposals for reform.	WAEMU, ECOWAS, MCPEA, MRA
<b>8. Other oilseeds and fruit subsector</b>		
Sesame	Development of an oilseed joint-trade organization.	MAHRH, PAFASP
	Study of possible sources of new investment in exporting, in particular to Japan. Encouragement of foreign and domestic private investment.	German cooperation, MCPEA, ANPI, CPI
Sesame, organic	Promotion of organic sesame production and exports.	MCPEA, MAHRH, PAFASP, ONAC
Sesame processing	Analysis of opportunities for investment in the local processing of sesame for export.	MCPEA, Directorate-General of Industrial Development (DGDI)
Groundnuts	Study of the marketing and export potential of groundnut products.	MCPEA, MAHRH, PAFASP, ONAC
Shea	Study of the marketing and export potential of shea products, including kernels and butter. Development of the Table Filière Karité joint-trade association. Potential for exporting to the United States.	MAHRH, Canadian Cooperation (DYFAB), WATH (USA)
Cashew nuts	Study of the marketing and export potential of cashew nuts, including "organic" nuts.	MAHRH, Bill and Melinda Gates Foundation, PAFASP, ONAC

Sectors/priority areas	Description of actions requiring financing	Ministry, agency and other stakeholders
<b>9. Fruit and vegetable subsector</b>		
Fruit (mangoes, guavas, bananas, green limes, strawberries)	Study of fruit production and marketing potential, support for the fruit and fruit product production and marketing bodies. Development of a joint-trade organization, construction of sufficient storage and preservation infrastructure.	MAHRH, PAFASP, CCI-BF
Vegetables (onions)		
<b>10. Agrifood products subsector</b>		
Juices, dried products, oils	Development of an agrifood zone for SMEs, promotion of production, processing and marketing, construction of sufficient storage and preservation infrastructure.	CCI-BF, MAHRH
<b>11. Small-scale mining subsector</b>		
Increase in productivity	Development of local workshops for making processing units to improve the quality of the equipment used. Training for small-scale miners. Support for advisory and monitoring bodies.	MCE, BUMIGEB, DEMPEC
Taxation	Elimination of delays in the reimbursement of VAT on mining products; exemption from VAT at export.	MEF, World Bank (PACDE)
<b>12. Arts and crafts subsector</b>		
Jewellery, leather goods, fabrics, decoration	Development of links between local arts and crafts and European, Asian and North American fashion industries.	MCPEA, BUMIGEB, CBMP
<b>13. Tourism services</b>		
Cultural tourism, ecotourism	Project for the development of tourism, including an analysis of the national regulatory framework and the constraints on the development of the sector, measures to promote ecotourism, business tourism and cultural tourism and make them profitable.	ONTB, FESPACO SIAO, SITHO

Note: AFD: French Development Agency  
AICB: Burkina Joint-Trade Cotton Association  
ANPI: National Investment Promotion Agency  
CPI: Presidential Investment Council  
WB: World Bank  
BUMIGEB: Burkina Bureau of Mines and Geology  
CBMP: Burkina Precious Metals Office  
Danida: Danish International Development Assistance  
DEMPEC: Small-Scale Mining Operations Directorate  
DYFAB: Project to Develop Crop and Livestock Farming (Canadian cooperation)  
FAMEX: Export Market Access Fund (Tunisia)  
FESPACO: Ouagadougou Pan-African Cinema and Television Festival  
MAHRH: Ministry of Agriculture, Water Resources and Fisheries  
MCE: Ministry of Mining, Quarrying and Energy  
MCPEA: Ministry of Trade, Enterprise Promotion and Crafts  
MEF: Ministry of the Economy and Finance  
MT: Ministry of Transport  
ONAC: National Foreign Trade Bureau  
ONTB: Burkina National Tourism Office  
UNIDO: United Nations Industrial Development Organization  
PACDE: Programme of Support for Competitiveness and Business Development (World Bank)  
PADDAB 2: Danish Support Programme for the Development of the Agricultural Sector in Burkina Faso  
PAFASP: Support Programme for the Agricultural, Forestry and Livestock Farming Subsectors  
PRFCB: Project for the Development of the Cotton Subsector in Burkina Faso (World Bank, AFD)  
SIAO: International Arts and Crafts Fair of Ouagadougou  
SITHO: Ouagadougou International Tourism and Hotel Trade Fair  
UNACEB: National Union of Cattle Dealers and Exporters  
UNMO/CIR: National Unit for the Implementation of the Enhanced Integrated Framework  
WATH: West Africa Trade Hub (United States)

Source: Information provided by the Government of Burkina Faso, on the basis of the matrix identified within the framework of the DTIS. Viewed at: [http://www.integratedframework.org/files/french/BurkinaFaso\\_Action%20Matrix\\_fr.pdf](http://www.integratedframework.org/files/french/BurkinaFaso_Action%20Matrix_fr.pdf) ([http://www.integratedframework.org/files/french/BurkinaFaso\\_ActionMatrix\\_fr.pdf](http://www.integratedframework.org/files/french/BurkinaFaso_ActionMatrix_fr.pdf)).



**(3) AID-FOR-TRADE ASSISTANCE TO BURKINA FASO****(i) Overview of development aid flows in the economy**

249. The OECD statistics indicate that the volume of ODA for Burkina Faso amounted to US\$1,284 million in 2008, or about 86 dollars per capita per year, a modest amount considering the country's development needs. Moreover, the total amounts of commitments vary sharply from one year to another, having almost doubled in 2008 relative to the previous year. ODA finances on average almost a quarter of the annual State budget and accounts for more than 10 per cent of GDP. Thus, ODA plays a key role in the effective implementation of the three-year Priority Action Programmes (PAP/CSLP).

250. ODA can be broken down into: general budgetary support, treated as the State's own resources and representing only a quarter of registered ODA; investment projects (about 70 per cent of the total), independent technical cooperation (3 per cent), investment project-related technical cooperation (1 per cent); and food and emergency aid (1 per cent). In 2007, ODA was more or less equally divided into loans and subsidies. Moreover, Burkina Faso has, on several occasions, benefited from exceptional financial aid programmes under the Heavily Indebted Poor Countries (HIPC) Initiative and the Multilateral Debt Relief Initiative (MDRI), which have made it possible to reduce its stock of debt.

**(ii) Overview of Aid for Trade**

251. The OECD is active in monitoring and evaluating assistance programmes and maintains the Creditor Reporting System (CRS). According to the CRS database (Table V.2), total commitments of Aid for Trade in Burkina Faso amounted to US\$258 million in 2008, an increase on the period 2002-2007. According to the OECD, only about 20 per cent of ODA constituted Aid for Trade in 2008. The support is mainly intended for the economic infrastructure, particularly transport and storage. Agriculture receives a substantial proportion of the aid, but commitments vary sharply from year to year. Finally, there has been a sharp increase in aid for formulating trade policy.

**Table V.2**  
**Aid for Trade flows: CRS auxiliary data**<sup>189</sup>  
(ODA: US\$ million, 2008 constant prices)

CRS purpose codes		Commitments			
		2002-2005 average	2006	2007	2008
<b>Trade policy, regulations and trade-related adjustment</b>					
33110	Trade policy and administrative management	0.0	0.0	19.1	14.4
33120	Trade facilitation				
33130	Regional trade agreements (RTAs)	0.0	0.0	0.1	45.9
33140	Multilateral trade negotiations				
33150	Trade-related adjustment				
33181	Trade education/training				
	<b>Subtotal</b>	<b>1.3</b>	<b>4.7</b>	<b>18.3</b>	<b>60.2</b>
<b>Economic infrastructure</b>					
21010 to 21081	Transport and storage	60.5	12.2	0.0	86.9
22010 to 22040	Communications	9.1	0.1	0.5	0.3
23010 to 23082	Energy generation and supply	41.4	0.2	41.6	17.3
	<b>Subtotal</b>	<b>111.0</b>	<b>12.5</b>	<b>44.53</b>	<b>104.5</b>

<sup>189</sup> Commitments under Aid for Trade may differ from actual payments for various reasons, such as the payment schedule.

CRS purpose codes	Commitments			
	2002-2005 average	2006	2007	2008
<b>Building productive capacity</b>				
25010 Business support services and institutions	9.6	5.3	10.0	11.8
24010 to 24081 Banking and financial services	6.1	0.2	0.4	3.2
31110 to 31195 Agriculture	43.7	113.1	80.1	65.4
31210 to 31291 Forestry	7.6	0.6	3.1	2.5
31310 to 31391 Fishing	0.0	0.0	0.3	0.2
32110 to 32182 Industry	10.9	17.2	14.1	1.8
32210 to 32268 Mineral resources and mining	0.0	0.0	0.0	8.0
33210 Tourism	0.0	0.0	0.0	0.0
<b>Subtotal</b>	<b>77.9</b>	<b>136.4</b>	<b>108</b>	<b>92.9</b>
<b>Total Aid for Trade</b>	<b>190.2</b>	<b>153.5</b>	<b>168.5</b>	<b>257.6</b>
<b>Share of total ODA (%)</b>	<b>20.8</b>	<b>17.2</b>	<b>22.4</b>	<b>20.0</b>
<b>Memorandum item: Total ODA</b>	<b>914</b>	<b>895</b>	<b>753</b>	<b>1,284.0</b>
<b>Memorandum item: Population (million)</b>	<b>13.7</b>	<b>14.1</b>	<b>14.5</b>	<b>14.9</b>

Source: OECD, Creditor Reporting System.

252. In terms of commitments and actual disbursements, the main TFPs are the World Bank, the French Development Agency (AFD), the European Union, and the African Development Bank (AfDB). Table V.3 provides a review of donor activities in Burkina Faso.

**Table V.3**  
**Review of the activities of the principal donors in terms of Aid for Trade**

Donor	Summary
World Bank: Country Assistance Strategy (CAS)	The World Bank is one of Burkina Faso's principal TFPs and its CAS also takes into account the objectives specified in the PRSP. It has three main activities and priorities in relation to Aid for Trade: (i) to help the Government manage the cotton crisis (Chapter IV(2)); (ii) to promote private investment, including investment in the mining sector and the development of SMEs; and (iii) to improve governance. Viewed at: <a href="http://go.worldbank.org/HP5QLX9N30">http://go.worldbank.org/HP5QLX9N30</a>
International Monetary Fund	The IMF provides Burkina Faso with financial assistance, in particular with debt relief under the MDRI. Viewed at: <a href="http://www.imf.org/external/np/exr/facts/fre/mdrif.htm">http://www.imf.org/external/np/exr/facts/fre/mdrif.htm</a>
African Development Bank (AfDB)	The development strategy proposed by the AfDB is based on the PRSP, in particular diversification of the economy in order to broaden the productive base and reduce the dependence on cotton. The Burkina project portfolio can be viewed at: <a href="http://www.afdb.org/fr/projects-operations/project-portfolio/">http://www.afdb.org/fr/projects-operations/project-portfolio/</a>
United Nations Development Programme	The United Nations Development Assistance Framework (UNDAF) is the common strategic planning framework for the United Nations System's operational activities in Burkina Faso. Two of the UNDP's five priority areas concern trade: expanding opportunities for employment and income-generating activities and promoting good governance. Viewed at: <a href="http://www.pnud.bf/FR/cca_undaf.htm">http://www.pnud.bf/FR/cca_undaf.htm</a>
European Union: Country Strategy Paper and European Development Fund	EU cooperation in Burkina Faso under the 10 <sup>th</sup> EDF focuses on two areas of intervention: strengthening of basic infrastructure and interconnectivity, and support for good governance. EU support for Burkina Faso is aimed at strengthening the road infrastructure, sustainably and fairly increasing access to drinking water and sanitation, promoting renewable energy sources, and strengthening political and democratic governance, together with local governance. Viewed at: <a href="http://ec.europa.eu/development/center/repository/scanned_bf_sp10_fr.pdf">http://ec.europa.eu/development/center/repository/scanned_bf_sp10_fr.pdf</a>
French Development Agency (AFD)	The AFD intervenes with subsidies for the State and local authorities and soft loans for the investments made by the large public utility enterprises. Its recent interventions have mainly concerned water and sanitation, together with a Bobo-Dioulasso-Ouagadougou electrical interconnection project. Viewed at: <a href="http://www.afd.fr/jahia/Jahia/site/afd/lang/en/ccesveys?pays=BF&amp;srcpage=lstpays">http://www.afd.fr/jahia/Jahia/site/afd/lang/en/ccesveys?pays=BF&amp;srcpage=lstpays</a>

Source: WTO Secretariat.

### (iii) Trade-related technical assistance

253. The WTO is very active in providing technical assistance and training activities for its Members, particularly LDCs such as Burkina Faso, with a view to familiarizing the participants with WTO-related issues. Between 2005 and 2009, Burkina officials participated in 175 activities, or

35 activities a year on average, in most of the areas covered by the WTO. These activities include distance training, participation in conferences, traineeships of up to ten months duration, three-week introduction courses, two or three-day national or regional seminars in Burkina Faso and other countries, three-month trade policy courses in Geneva or in Africa, specialized courses (for example, SPS measures), and thematic courses (for example, dispute settlement).

254. These technical assistance and training activities should eventually help to remove some of the obstacles to the implementation of the WTO Agreements, or at least those attributable to the inadequate institutional capacity of the national bodies in charge of implementing the Agreements. One of the main areas in which Burkina Faso seems to be having implementation problems is that of SPS and TBT measures; discussions with the authorities in the course of this review revealed the complexity of administrative procedures and the instances of overlapping authority that are impeding the application of the relevant provisions (Chapter III(2)).

#### **(4) MATCHING NEEDS AND ASSISTANCE**

##### **(i) National coordination mechanisms**

###### **(a) Mechanism for the national coordination of official development aid**

255. A ministerial committee has been in place since 2003 to coordinate and monitor PRSP implementation, under the leadership of the MEF, which includes the Directorate-General of Cooperation (DGCOOP).<sup>190</sup> In September 2007, a National Action Plan on the Effectiveness of Development Aid 2007-2010 was drawn up and adopted in order to optimize the effects of aid, within the context of the achievement of the objectives of the Paris Declaration. Subsequently, in July 2008, the Government set up an Aid Management Platform, under the management of the DGCOOP, in order to coordinate ODA to best effect.<sup>191</sup> This structure is responsible for managing ODA and coordinating the flows of aid to Burkina Faso.

###### **(b) Mechanism for the national coordination of Aid for Trade**

256. As indicated in Chapter II, the Ministry responsible for trade (MCPEA) is in charge of defining and coordinating trade policy, including the integration of trade into national development policy. It shares this responsibility with the other ministries involved in the areas covered by Aid for Trade (transport, infrastructure, financial services, investment, etc.). However, where planning and budgeting are concerned, the responsibilities are still highly centralized in the MEF, and it is by no means certain that the MCPEA always succeeds in getting its priorities across. In practice, the various ministries prepare their budget proposals on the basis of the budgetary circular of the Head of State. Following negotiations between the MEF and the other ministries, the proposals adopted are consolidated by the MEF in the draft finance law which, after adoption by the Council of Ministers, is submitted to the National Assembly for approval. During the budgetary process, the various ministries and institutions submit cost estimates for the activities proposed at their levels.

257. The Burkina Government maintains a regular dialogue with the private sector and other stakeholders concerning the formulation and implementation of its economic and trade policy. Once a year, it brings together the private sector trade organizations, the civil society organizations, the trade

---

<sup>190</sup> MEF online information. Viewed at: <http://www.finances.gov.bf/SiteFinances/cslp/index.html>.

<sup>191</sup> DGCOOP online information. Viewed at: [http://www.dgcoop.gov.bf/attachments/012\\_PLATEFORME\\_DE\\_GESTION\\_DE\\_L\\_AIDE.pdf](http://www.dgcoop.gov.bf/attachments/012_PLATEFORME_DE_GESTION_DE_L_AIDE.pdf).

unions, the TFPs and the small farmers' trade organizations. The financial needs associated with trade-related priorities find expression in the course of this dialogue.

**(ii) Monitoring and evaluation**

258. Burkina Faso's ODA is regularly evaluated. An AfDB review in 2007 concluded that the general trend was towards poverty reduction and that the main social indicators were gradually improving.<sup>192</sup> In particular, the implementation of rural development projects had made it possible to promote the growth of agricultural production thanks to the construction and repair of dams and boreholes. The projects had also made it possible to strengthen the local authorities, improve the management of natural resources and promote microfinance. The review also concluded that the capacity for the better coordination of aid, in conformity with the Paris Declaration, was gradually being built up. Country ownership was clearly reflected in the strong participation of the various social partners and the TFPs in the PRSP process and the establishment by the Government of the institutional PRSP monitoring mechanism.

**(5) OUTLOOK FOR AID FOR TRADE**

259. Burkina Faso was successful in convincing its TFPs to make regular increases in ODA during the period 2000-2008, thanks to the progress made in terms of aid flow management and the appropriation of development programmes. However, ODA remains at modest levels relative to the country's development needs and varies sharply from one year to another. The challenge facing Burkina Faso is therefore to succeed in mobilizing more resources on a stable basis in order to develop its infrastructure and productive capacity. In order to convince its TFPs to continue increasing their commitments, Burkina Faso must maintain and develop its plan (Table V.2) of clearly identified and budgeted priority actions. This is why the authorities have mentioned as one of their priorities assistance with building up the institutional and technical capacity of the public service, including those entities responsible for promoting Aid for Trade.

---

<sup>192</sup> Mid-term review of the Results Based Country Strategy Paper (RBCSP) 2005-2009. Viewed at: <http://www.afdb.org/fileadmin/uploads/afdb/Documents/Project-and-Operations/ADB-BD-WP-2008-24-FR-BU-RKINA-FASO-REVUE-MI-PARCOURS-DU-DSPAR-2005-2009.PDF>.

## REFERENCES

Association interprofessionnelle du coton du Burkina (Burkina Joint-Trade Cotton Association, AICB) (2008), *Note d'information sur la filière coton du Burkina* (Background note on the cotton sector in Burkina Faso), July. Consulted at: [http://www.diplomatie.gouv.fr/fr/IMG/pdf/Sofitex\\_Note\\_filiere\\_coton\\_Burkina.pdf](http://www.diplomatie.gouv.fr/fr/IMG/pdf/Sofitex_Note_filiere_coton_Burkina.pdf).

Central Bank of West African States (BCEAO) (2007), *Perspectives économiques des États de l'UEMOA en 2007 - Choc pétrolier et enjeux énergétiques* (Economic outlook for WAEMU States in 2007 - Oil shock and energy issues), February. Consulted at: [http://www.bceao.int/internet/bcweb.nsf/files/perspectives2007.pdf/\\$FILE/perspectives2007.pdf](http://www.bceao.int/internet/bcweb.nsf/files/perspectives2007.pdf/$FILE/perspectives2007.pdf).

BCEAO (2009), *Balance des paiements et position extérieure globale du Burkina au titre de l'année 2007* (Balance of payments and international investment position of Burkina Faso in 2007), March. Consulted at: [http://www.bceao.int/internet/bcweb.nsf/pdf/rbpburkina2007.pdf/\\$FILE/rbpburkina2007.pdf](http://www.bceao.int/internet/bcweb.nsf/pdf/rbpburkina2007.pdf/$FILE/rbpburkina2007.pdf).

Integrated Framework for Trade-Related Technical Assistance (2007), *Burkina Faso: The Challenge of Export Diversification for a Landlocked Country*, Diagnostic Trade Integration Study for the Integrated Framework Program, September. Consulted at: [http://www-wds.worldbank.org/external/default/WDSContentServer/WDSP/IB/2008/04/01/000333038\\_20080401033208/Rendered/PDF/431340SR0White1ete0Report1eng1rev00.pdf](http://www-wds.worldbank.org/external/default/WDSContentServer/WDSP/IB/2008/04/01/000333038_20080401033208/Rendered/PDF/431340SR0White1ete0Report1eng1rev00.pdf).

United Nations Conference on Trade and Development (UNCTAD) (2009), *Examen de la politique d'investissement - Burkina Faso* (Investment policy review of Burkina Faso), Geneva. Consulted at: <http://www.unctad.org>.

Directorate-General of Customs (undated), *Guide pratique de procédure douanière* (Practical guide to customs procedures). Consulted at: [http://www.douanes.bf/import\\_export/procedure/guide\\_de\\_procedure.pdf](http://www.douanes.bf/import_export/procedure/guide_de_procedure.pdf).

Food and Agriculture Organization of the United Nations (FAO) (2008), *Vue générale du secteur des pêches national: Burkina Faso* (National fishery sector overview: Burkina Faso), April. Consulted at: [ftp://ftp.fao.org/fi/document/fcp/fr/FI\\_CP\\_BF.pdf](ftp://ftp.fao.org/fi/document/fcp/fr/FI_CP_BF.pdf).

FAO (2009), Country Profile: *Food Security Indicators - Burkina Faso*. Consulted at: [http://www.fao.org/fileadmin/templates/ess/documents/food\\_security\\_statistics/country\\_profiles/eng/Burkina\\_Faso\\_E.pdf](http://www.fao.org/fileadmin/templates/ess/documents/food_security_statistics/country_profiles/eng/Burkina_Faso_E.pdf).

Government of Burkina Faso (2004), *Stratégie de développement rural à l'horizon 2015* (Rural development strategy up to 2015), January, Ouagadougou.

Ministry of Foreign Affairs and Regional Cooperation (2006), *Aperçu sur le Burkina Faso: Histoire et tradition* (Overview of Burkina Faso: History and tradition). Consulted at: <http://www.mae.gov.bf/SiteMae/cedea0-uemoa/burkina-faso.pdf>.

Ministry of Finance and the Budget (2006), *Stratégie nationale de microfinance: Plan d'actions de mise en œuvre* (2006-2010) (National microfinance strategy: Implementation action plan (2006-2010)), February. Consulted at: [http://www.unCDF.org/francais/microfinance/uploads/sector\\_assessments/Burkina%20Faso%20-%20SA.pdf](http://www.unCDF.org/francais/microfinance/uploads/sector_assessments/Burkina%20Faso%20-%20SA.pdf).

Ministry of Trade, Enterprise Promotion and Crafts (undated), *Rapport annuel de la SNL/OAPI pour l'année 2006* (2006 Annual report of the National Structure for Liaison with the African Intellectual Property Organization).

Ministry of Trade, Enterprise Promotion and Crafts (2008), *Note sur les mesures prises et envisagées pour l'amélioration du climat des affaires* (Note on the steps taken and envisaged to improve the business climate), July. Consulted at: [http://www.ccia.bf/IMG/synthese\\_mesures.pdf](http://www.ccia.bf/IMG/synthese_mesures.pdf).

Ouédraogo, S. (2005), *Intensification de l'agriculture dans le Plateau Central du Burkina Faso: Une analyse des possibilités à partir des nouvelles technologies* (Intensification of agriculture on Burkina Faso's central plateau: A study of the possibilities created by new technologies), University of Groningen. Consulted at: <http://dissertations.ub.rug.nl/FILES/faculties/eco/2005/s.ouedraogo/c8.pdf>.

Société Nationale Burkinabe d'Hydrocarbures (Burkina Hydrocarbons Company, SONABHY) (2008), *Rapport d'activité 2008* (2008 Activity report), Ouagadougou.

Sow, S. et al. (2009), *Mission d'évaluation de la sécurité alimentaire et des marchés: bassins centres et ouest de l'Afrique de l'Ouest, nord Ghana, sud du Burkina Faso, sud et ouest du Mali et sud Mauritanie* (Food security and market assessment mission: Central and western basins of West Africa, northern Ghana, southern Burkina Faso, southern and western Mali and southern Mauritania). Consulted at: [http://www.fews.net/docs/Publications/FEWS%20NET\\_Market%20Assessment%20of%20the%20Central%20and%20Western%20Basins%20of%20WA\\_March%202009\\_Fr.pdf](http://www.fews.net/docs/Publications/FEWS%20NET_Market%20Assessment%20of%20the%20Central%20and%20Western%20Basins%20of%20WA_March%202009_Fr.pdf).

West African Economic and Monetary Union (WAEMU) (2009), *Rapport semestriel d'exécution de la surveillance multilatérale* (Semi-annual report on implementation of multilateral supervision), December.

International Telecommunication Union (ITU) (2009), *État des lieux de la collecte des indicateurs et statistiques dans le domaine des télécommunications et TIC* (Update on the collection of telecommunications and ICT indicators and statistics), document INF/001-F, 23 February. Consulted at: <http://www.itu.int/>.

**APPENDIX TABLES**





**Table AI.1**  
**Structure of imports, 2001-2006**  
 (US\$ million and per cent)

	2001	2002	2003	2004	2005	2006
Total imports (US\$ million)	509.3	547.7	685.4	950.1	1,024.7	1,075.0
	Percentage share					
Total primary products	44.4	39.7	37.5	35.1	41.0	42.3
Agriculture	22.7	22.0	19.8	17.9	18.9	18.0
Food	21.9	21.3	19.1	17.2	18.3	17.4
0423 Rice, semi-milled or wholly milled	6.3	6.2	4.3	4.1	5.5	5.8
1223 Tobacco refuse	1.5	1.6	2.1	3.8	2.4	1.9
0612 Other beet or cane sugar and pure sucrose, in solid form	1.8	2.2	1.5	0.5	1.1	1.1
4222 Palm oil and its fractions	0.8	0.9	0.4	0.4	1.2	1.0
0461 Flour of wheat or of meslin	0.9	0.9	1.4	0.7	1.3	1.0
0989 Food preparations, n.e.s.	2.0	2.0	2.0	1.2	1.1	0.9
Agricultural raw materials	0.9	0.7	0.7	0.7	0.7	0.6
Mining	21.6	17.8	17.7	17.2	22.0	24.3
Ores and other minerals	0.6	0.5	0.5	0.5	0.5	0.6
Non-ferrous metals	0.5	0.4	0.3	0.3	0.2	0.2
Fuels	20.6	16.9	16.9	16.5	21.3	23.5
3425 Butanes, liquefied	0.6	0.6	0.6	0.7	0.9	1.1
3354 Petroleum bitumen, petroleum coke and bituminous mixtures	0.3	0.4	0.2	0.2	0.3	0.8
Manufactures	55.5	60.2	62.5	64.5	58.9	57.7
Iron and steel	3.9	4.1	4.5	4.2	2.6	2.2
Chemicals	12.6	15.7	14.6	16.1	15.1	16.2
5429 Medicaments (including veterinary medicaments), n.e.s.	3.2	4.1	3.6	3.8	3.8	3.7
5629 Fertilizers, n.e.s.	2.9	4.7	4.1	3.9	3.2	2.4
5621 Mineral or chemical fertilizers, nitrogenous	0.4	0.5	0.9	1.0	0.8	1.8
5911 Insecticides put up in forms or packings for retail sale	0.6	0.9	0.8	1.8	1.5	1.4
5416 Glycosides; glands or other organs; antisera, vaccines and similar products	0.6	0.8	0.7	0.9	1.0	0.8
Other semi-manufactures	10.4	10.2	10.5	10.8	10.6	9.4
6612 Hydraulic cements, whether or not coloured or in the form of clinkers	4.0	3.9	4.0	4.2	4.5	3.7
6911 Structures and parts of structures, of iron or steel	0.4	0.4	0.5	0.8	0.8	0.9
6421 Cartons, boxes, cases, bags and other packing containers, of paper, etc.	0.8	0.6	0.7	0.9	0.6	0.5
Machinery and transport equipment	21.9	23.1	25.4	25.1	23.2	22.4
Power-generating machinery	0.8	0.8	0.7	1.5	1.3	1.5
Other non-electrical machinery	4.8	4.2	6.3	4.6	6.0	6.5
7244 Machines for the extruding, drawing, doubling etc. of textile materials	0.2	0.1	0.7	0.7	0.6	0.8
Agricultural machinery and tractors	0.3	0.1	0.1	0.3	0.2	0.2
Office machines and telecommunications equipment	3.7	3.6	3.9	5.3	3.9	3.2
7649 Parts and accessories suitable for use with the apparatus of division 76	0.9	0.5	1.0	1.5	1.1	0.3
7641 Electrical apparatus for line telephony or line telegraphy	0.3	0.3	0.4	0.9	0.4	0.7
Other electrical machinery	2.1	4.0	3.3	3.5	2.7	2.8
Automotive products	5.9	5.9	6.1	6.0	5.9	5.6
7812 Motor vehicles for the transport of persons, n.e.s.	3.4	3.3	3.6	3.5	3.1	2.9
7821 Motor vehicles for the transport of goods	1.1	1.0	0.9	0.9	1.2	1.5
Other transport equipment	4.6	4.6	5.1	4.1	3.3	2.8
7851 Motor cycles and cycles fitted with an auxiliary motor; side-cars	2.5	3.0	3.5	2.9	2.1	1.4
Textiles	2.1	1.8	2.2	1.9	1.6	1.4
Clothing	0.4	0.4	0.4	0.4	0.5	0.7
Other consumer goods	4.3	4.9	4.9	6.0	5.3	5.5
8931 Articles for the packing of goods, and stoppers and other closures, of plastics	0.3	0.3	0.3	0.7	1.0	1.1
Other	0.1	0.0	0.0	0.0	0.0	0.0
Gold	0.0	0.0	0.0	0.0	0.0	0.0

Source: WTO Secretariat calculations based on data provided by the West African Economic and Monetary Union (WAEMU).

**Table A1.2**  
**Structure of exports, 2001-2006**  
(US\$ million and per cent)

	2001	2002	2003	2004	2005	2006
Total exports (US\$ million)	223.5	245.1	320.5	486.9	468.4	588.4
	Percentage share					
Total primary products	82.3	81.0	91.1	93.5	91.3	90.7
Agriculture	82.3	80.9	91.0	93.3	91.0	90.4
Food	22.3	19.4	18.6	17.6	16.0	17.2
2225 Sesame (Sesamum) seeds	3.6	3.9	2.5	3.0	2.9	3.0
2237 Oil-seeds and oleaginous fruits, n.e.s.	1.0	3.0	1.5	1.6	1.2	2.2
4212 Cotton seed oil and its fractions	2.7	1.6	2.1	1.2	0.9	1.9
1222 Cigarettes containing tobacco	1.4	1.3	4.8	2.8	2.1	1.7
2223 Cotton seeds	0.0	0.3	0.6	1.0	1.0	1.2
0011 Bovine animals, live	5.0	2.6	1.4	1.2	1.4	1.1
0453 Grain sorghum, unmilled	0.2	0.0	0.0	0.0	0.1	0.9
0612 Other beet or cane sugar and pure sucrose, in solid form	1.7	0.0	1.6	1.2	1.6	0.8
0449 .... other	1.3	0.4	0.1	1.1	0.2	0.8
0579 Fruit, fresh or dried, n.e.s.	0.4	0.5	0.5	0.4	0.5	0.6
0542 Leguminous vegetables, dried, shelled, whether or not skinned or split	0.2	0.3	0.0	0.5	0.6	0.5
0012 Sheep and goats, live	2.5	2.3	0.3	0.3	0.5	0.4
0577 Edible nuts (excluding nuts chiefly used for the extraction of oil), fresh or dried	0.5	0.3	1.5	1.7	1.1	0.3
Agricultural raw materials	59.9	61.5	72.5	75.7	74.9	73.2
2631 Cotton (other than linters), not carded or combed	59.5	61.2	71.9	75.2	74.5	73.1
Mining	0.1	0.1	0.1	0.2	0.4	0.3
Ores and other minerals	0.0	0.0	0.0	0.1	0.3	0.2
Non-ferrous metals	0.0	0.0	0.0	0.0	0.1	0.1
Fuels	0.0	0.0	0.0	0.0	0.0	0.1
Manufactures	16.9	18.3	8.2	5.3	7.7	7.2
Iron and steel	0.2	0.2	0.1	0.0	0.1	0.2
Chemicals	1.0	0.6	0.4	0.4	1.3	0.4
Other semi-manufactures	6.1	5.7	1.7	0.4	1.1	1.5
6996 Articles of iron or steel, n.e.s.	0.3	0.8	0.3	0.0	0.7	0.6
6116 Goat or kidskin leather, without hair on (other than leather of subgroup 611.8)	1.6	0.0	0.7	0.1	0.1	0.4
Machinery and transport equipment	4.6	5.5	3.5	3.1	2.0	1.8
Power-generating machinery	0.0	0.1	0.1	0.2	0.1	0.1
Other non-electrical machinery	2.2	3.0	2.0	1.2	0.4	0.9
7232 Mechanical shovels, excavators and shovel-loaders, self-propelled	0.7	0.4	0.3	0.2	0.1	0.3
Agricultural machinery and tractors	0.1	0.2	0.1	0.0	0.0	0.0
Office machines and telecommunications equipment	0.9	0.1	0.2	0.4	0.2	0.1
Other electrical machinery	0.1	0.6	0.4	0.2	0.1	0.1
Automotive products	1.2	1.3	0.7	1.1	0.6	0.5
Other transport equipment	0.2	0.3	0.1	0.2	0.6	0.1
Textiles	4.0	5.0	1.6	0.5	2.1	2.3
6581 Sacks and bags, of textile materials, of a kind used for the packing of goods	0.8	1.6	0.8	0.2	1.3	1.1
6513 Cotton yarn, other than sewing thread	3.0	2.7	0.5	0.2	0.3	0.7
Clothing	0.0	0.0	0.0	0.1	0.1	0.2
Other consumer goods	1.1	1.3	0.7	0.7	1.0	0.8
Other	0.8	0.7	0.8	0.6	0.9	2.1
Gold	0.8	0.7	0.8	0.6	0.9	2.1
9710 Gold, non-monetary (excluding gold ores and concentrates)	0.8	0.7	0.8	0.6	0.9	2.1

Source: WTO Secretariat calculations based on data provided by the West African Economic and Monetary Union (WAEMU).

**Table A1.3**  
**Origin of imports, 2003-2007**  
(US\$ million and per cent)

	2003	2004	2005	2006	2007
World (US\$ million)	685.4	950.1	1,024.7	1,075.0	1,220.8
	Percentage share				
America	2.7	2.9	3.9	6.1	4.4
USA	1.7	1.8	2.1	3.8	3.0
Other America	1.1	1.1	1.8	2.3	1.4
Canada	0.2	0.4	0.4	0.3	0.7
Brazil	0.6	0.5	1.2	1.7	0.6
Europe	30.2	31.0	26.9	36.9	20.4
EU(27)	29.7	30.4	26.6	36.3	19.8
France	17.6	18.1	15.3	16.8	10.8
Belgium-Luxembourg	4.5	4.5	3.5	3.0	3.0
Italy	1.2	1.2	1.4	1.5	1.1
Spain	1.1	0.9	1.4	1.1	1.1
Germany	2.5	2.0	1.4	7.3	1.0
Sweden	0.1	0.1	0.7	1.2	0.9
Netherlands	1.2	1.2	0.8	1.4	0.6
EFTA	0.3	0.3	0.2	0.3	0.3
Other Europe	0.2	0.3	0.1	0.3	0.3
Commonwealth of Independent States (CIS)	1.8	1.5	2.1	3.4	1.6
Ukraine	0.0	0.5	1.7	1.3	1.1
Africa	57.2	53.9	56.5	29.6	61.5
Togo	31.8	22.7	21.6	3.2	23.5
Côte d'Ivoire	7.3	13.5	14.5	16.8	17.6
Ghana	5.0	5.7	10.4	2.8	9.1
Benin	8.4	6.0	5.6	0.7	6.6
South Africa	0.5	0.8	0.6	2.1	1.8
Senegal	1.8	3.5	1.0	0.8	0.8
Morocco	0.3	0.2	0.5	0.4	0.7
Middle East	0.7	1.7	1.2	2.3	0.8
Asia	7.3	9.0	9.4	21.8	11.4
China	2.1	3.3	2.2	4.2	4.5
Japan	1.8	1.6	1.3	8.4	0.8
Six East Asian Traders	1.3	1.9	1.5	2.0	1.1
Thailand	0.4	0.8	1.0	1.2	0.5
Other Asia	2.1	2.3	4.3	7.2	5.0
India	1.9	1.4	2.3	3.9	3.4
Pakistan	0.0	0.0	0.9	1.6	0.6
Other	0.0	0.0	0.0	0.0	0.0

Source: WTO Secretariat calculations based on data provided by the authorities of Burkina Faso.

**Table AI.4**  
**Destination of exports, 2003-2007**  
(US\$ million and per cent)

	2003	2004	2005	2006	2007
World (US\$ million)	320.5	486.9	468.4	588.4	617.8
	Percentage share				
America	0.3	0.2	1.0	0.4	0.3
USA	0.2	0.1	0.1	0.2	0.2
Other America	0.1	0.0	0.9	0.2	0.1
Canada	0.0	0.0	0.1	0.2	0.1
Europe	10.1	19.3	22.9	17.9	4.3
EU(27)	5.9	9.4	13.4	9.9	2.6
France	4.9	7.1	9.8	1.3	1.6
Belgium-Luxembourg	0.5	0.1	1.4	3.4	0.3
Germany	0.0	0.1	0.2	0.3	0.2
Italy	0.2	0.1	0.2	0.3	0.1
Netherlands	0.0	0.2	0.7	0.2	0.1
Spain	0.1	0.2	0.3	0.0	0.1
United Kingdom	0.0	1.2	0.6	3.5	0.1
EFTA	4.1	9.9	9.4	8.0	1.6
Switzerland and Liechtenstein	4.1	9.9	9.4	8.0	1.6
Other Europe	0.1	0.0	0.0	0.0	0.0
Commonwealth of Independent States (CIS)	0.0	0.0	0.0	0.0	0.0
Africa	89.1	79.8	73.6	81.0	95.1
Togo	48.8	47.0	41.1	1.0	44.7
Ghana	26.9	16.9	16.7	0.3	22.5
Côte d'Ivoire	2.0	8.8	10.5	0.6	18.1
Benin	3.0	1.8	0.8	0.5	3.6
Mali	3.7	0.8	1.8	0.2	2.7
Niger	3.7	3.8	2.3	0.1	2.6
Cameroon	0.3	0.0	0.0	0.0	0.5
Senegal	0.1	0.1	0.1	0.0	0.1
Nigeria	0.1	0.1	0.2	0.0	0.1
Middle East	0.1	0.1	0.0	0.0	0.1
United Arab Emirates	0.0	0.0	0.0	0.0	0.1
Asia	0.5	0.6	2.5	0.7	0.2
China	0.0	0.0	0.1	0.0	0.1
Japan	0.5	0.2	0.2	0.1	0.1
Six East Asian Traders	0.0	0.3	2.2	0.4	0.1
Other Asia	0.0	0.0	0.1	0.1	0.0
Other	0.0	0.0	0.0	0.0	0.0

Source: WTO Secretariat calculations based on data provided by the authorities of Burkina Faso.